FINAL MINUTES

15 February 2012

Table of Contents

Folio	Date	Particulars
20226	15.02.2012	Ordinary Meeting Minutes
20241	31.01.2012	Community Services Highlights & Significant Issues Report - January 2012
20263	15.02.2012	Delegations
20273	15.02.2012	Annual Report
20417	02.12.2011	Minutes - Visual Arts Advisory Committee

Declaration of Potential Conflict of Interest

Nil.

ORDINARY MEETING
MINUTES

1. ATTENDANCE:

His Worship the Mayor, Cr C Meng (Chairperson), Crs D E Camilleri, D T Comerford, P F Steindl, W A Cameron, G R Thomsen, D J Perkins, D R Hatfield, K J Casey, K L May and R D Walker were in attendance at the commencement of the meeting. Also present was Mr P Franks (Chief Executive Officer) and Mrs M Iliffe (Minute Secretary).

The meeting commenced at 10:00 am.

2. ABSENT ON COUNCIL BUSINESS:

Nil

3. APOLOGIES:

Nil

4. CONDOLENCES:

Nil

5. CONFIRMATION OF MINUTES:

5.1 ORDINARY MEETING MINUTES 8 FEBRUARY 2012

THAT the Minutes of the Ordinary Meeting held on 15 February 2012 be confirmed

Council Resolution

THAT the Officer's Recommendation be adopted.

Moved Cr Cameron **Seconded Cr Comerford**

CARRIED

6. BUSINESS ARISING OUT OF MINUTES OF PREVIOUS MEETING:

Nil

7. MAYORAL MINUTES:

Nil

8. CORRESPONDENCE AND OFFICERS' REPORTS:

8.1 COMMUNITY SERVICES HIGHLIGHTS AND SIGNIFICANT ISSUES REPORT - JANUARY 2012

Author Director Community Services

Purpose

Attached is a copy of the Community Services Highlights and Significant Issues report for January 2012 for information purposes.

Officer's Recommendation

THAT the report be received.

Council Resolution

THAT the Officer's Recommendation be adopted.

Moved Cr May **Seconded Cr Steindl**

CARRIED

8.2 TRAFFIC FLOW MODIFICATIONS - 12TH AND 18TH LANES, MACKAY

File No Traffic Flow Modifications
Author Manager Technical Services

Purpose

To seek Council approval of changed traffic conditions proposed for 12th and 18th Lanes, Mackay.

Background/Discussion

Following receipt of correspondence from business owners advising of damage from heavy vehicles entering/ exiting 12th Lane from Shakespeare Street a proposal was forwarded to owners/ residents to convert 12th Lane to one way flow entering onto Shakespeare Street. This is the most appropriate flow direction given the proposed upgrading of Shakespeare Street in the near future. Following responses a further site meeting was held with greatest impacted business owners.

As per the attached correspondence no significant objections have been raised and a further site meeting has been held with the major complainants and agreement reached.

The proposals would constitute:

- 12th Lane be one way onto Shakespeare Street
- 18th Lane be one way from 12th Lane to Keats Street but remain two way along the boundary of the garage
- Signage be erected at the 12th/ Shakespeare intersection indicating heavy vehicles must use the central lane given conflicts indicated on the attachment showing vehicle turning radius
- Bollards be erected under the awning conflict point at 12th/ Shakespeare Street
- Property owners be directed to remove a support post on the South East corner of the garage site on 18th Lane as it is a traffic hazard.
- Business owners and residents be advised by letter of changes and given 28 days notice of the changes plus be requested to have heavy vehicles servicing their business by loading/ unloading in the lane ensure through traffic is viable at all times.

It is believed the proposed upgrade is not inconsistent with proposed upgrading of Shakespeare Street and will improve traffic flows and safety in the subject areas.

Consultation and Communication

Director Engineering Services
Cr Kevin Casey
Owners/ residents

Resource Implications

A minor cost to Council would be funded by the Road Maintenance allocation.

Risk Management Implications

Nil.

Conclusion

The proposal it is believed will provide improvements to traffic flow and safety in the subject areas.

Officer's Recommendation

THAT Council approve the proposals to modify traffic flow directions and requirements for 12th and 18th Lanes, Mackay.

Council Resolution

THAT the Officer's Recommendation be adopted.

Moved Cr Casey **Seconded Cr Hatfield**

CARRIED

8.3 CONNORS ROAD REALIGNMENT BETWEEN FARRELLYS ROAD AND ARCHIBALD STREET

File No **Connors Road**
Author **Manager Technical Services**

Purpose

To seek Council's approval of plans to reserve future road width requirements for Connors Road between Farrellys Road and Archibald Street.

Background/Discussion

Council has previously considered and approved current plans to widen road pavements in Connors Road between Farrellys Road and Archibald Street. Traffic assessments undertaken as part of this design process considered that traffic growth could be accommodated within the current road profile subject to modification to a four lane arrangement between Farrellys Road and East Boundary Road for at least the next ten years.

However, post this timeframe and subject to ongoing traffic growth, it will be necessary to provide additional intersection lanes to meet the functional requirement of Connors Road reflecting its hierarchy as an Arterial Road.

The current road reserve width would need to be increased only at intersections to reflect the required hierarchy and future road widths.

As such, it is proposed that a "Notice of Realignment" be issued over the subject properties such that any redevelopment of the properties, especially given industrial construction occurring, would be subject to the required offsets from the "new" property boundary.

Maps attached have been prepared to illustrate requirements of the future required road widening. Council has the legislative power under section 902 of the *Local Government Act 1993* to issue a Notice of Realignment for road realignment and widening purposes.

Consultation and Communication

Director Engineering Services
Executive Manager Governance

Resource Implications

No compensation is payable upon the issue of the Notice of Realignment. Compensation becomes payable when a property owner suffers a loss.

A loss would most probably be triggered by redevelopment of the property (i.e. construction of units). In this case Transport Infrastructure (Trunk) Charges would be applicable and any compensation may be offset against these charges.

Other adhoc claims for compensation based on miscellaneous (non-development) issues would need to be addressed on a case by case basis.

Risk Management Implications

Council will be responsible for future land acquisitions costs at market rates at the time of acquisition which may be substantially higher than current market rates.

Conclusion

It is proposed that Council approve the issuing of "Notices of Realignment" for properties in Connors Road between Farrellys Road and Archibald Street reflecting future road reserve requirements.

Officer's Recommendation

THAT Council approve the issuing of "Notices of Realignment" for properties reflecting future road reserve requirements, in line with Mackay Regional Council plans.

Council Resolution

THAT the Officer's Recommendation be adopted.

Moved Cr Casey **Seconded Cr Hatfield**

CARRIED

8.4 DELEGATIONS

File No **Delegations**
Author **Executive Manager Governance & Finance**

Purpose

To adopt the Delegations delegated to the Chief Executive Officer in relation to the *Waste Reduction and Recycling Act 2011.*

Background/Discussion

Since Council adopted the Delegations Register on the 14 December, 2011, an updated list of Delegations with respect to the *Waste Reduction and Recycling Act 2011* was provided to Council by LGAQ on the 4 January, 2012.

The *Waste Reduction and Recycling Act 2011* is a new Act coming into effect as at 1 December, 2011.

The Delegations in relation to this Act have been included in Council's Delegations Register and is now bought to Council for adoption. In addition to the changes of the Register, Council has also received the following Delegations for the Department of Environment and Resource Management:

1. Waste Reduction and Recycling (Authorised Persons) Delegation (No. 1) 2011 – This delegation enable's Council to appoint and authorised person under Section 183 of the Act and to issue and Identity Card to that authorised person.

2. Waste Reduction and Recycling (Local Government – Waste Management) Delegation (No. 1) 2011 – This delegation enable's Council certain powers under Sections 110, 111, 112, 246, 248, 249 and 253 of the Act.

Section 257 of the *Local Government Act 2009* grant delegated powers to the Chief Executive Officer ("CEO").

Section 259 of the *Local Government Act 2009* also allows for the CEO to delegate his powers under this Act to an appropriately qualified employee or contractor of the Local Government if he so wishes.

Consultation and Communication

- King & Company Solicitors
- Local Government Association of Queensland

Resource Implications

The service provided by LGAQ was part of Council's annual subscription. Delegations Register was prepared in house and no additional budget was required.

Risk Management Implications

The risk associated with this matter is considered to be low risk.

Conclusion

It is recommended that Council adopted the amendments to the Delegations Register in relation to the *Waste Reduction and Recycling Act 2011*.

Officer's Recommendation

THAT the amendments to the Delegations Register in relation to the *Waste Reduction and Recycling Act 2011* be adopted.

Council Resolution

THAT the Officer's Recommendation be adopted.

Moved Cr Thomsen **Seconded Cr Walker**

CARRIED

8.5 ANNUAL REPORT

Author Manager Corporate Communications

Purpose

For council to adopt the Mackay Regional Council Annual Report for the period from July 1 2010 to June 30 2011.

Background/Discussion

Under the *Local Government Act 2009*, it is a requirement for a local government authority to prepare an Annual Report for each financial year. The report must be presented to council for adoption prior to November 30 in the year after the end of the financial year to which the report relates.

Council successfully applied for an extension from the Local Government Minister to allow additional time to complete the audit of council's assets and finalise the financial statements.

Issues around valuation, impairment and depreciation were the main contributing factors, in addition to a decision by the Queensland Audit Office to undertake a technical review of the financial statements. Hence the reason for the formal adoption of this report being tabled in February 2012.

Mackay Regional Council's 2010-2011 Annual Report has been prepared with the cooperation of Financial Services, Governance, management and staff. It meets statutory requirements.

Consultation and Communication

Feedback and guidance was obtained from officers within the Local Government Association of Queensland.

There was also consultation with the Executive Manager of Governance and Finance, Manager of Financial Services and Director of Corporate Services.

Managers from most council programs provided information in the compilation of the Annual Report.

Resource Implications

Printing, photography and CD amounts to $10,000

Risk Management Implications

Desktop design was completed within the Corporate Communications program.

Conclusion

The 2010/2011 Annual Report has been prepared in compliance with the requirements of the Local Government Act 2009 and Local Government Finance Standards. The report includes the Audited Financial Statements for the period July 1 2010 to June 30 2011.

Officer's Recommendation

THAT the 2010-2011 Mackay Regional Council Annual Report, including the financial statements be adopted.

Council Resolution

THAT the Officer's Recommendation be adopted.

Moved Cr Camilleri **Seconded Cr Comerford**

CARRIED

9. CONSIDERATION OF COMMITTEE REPORTS:

9.1 DRAFT MINUTES - VISUAL ARTS ADVISORY COMMITTEE

Author Manager Convention Precinct

Purpose

Attached is a copy of the draft Visual Arts Advisory Committee minutes of 5 December 2011 for information purposes.

Officer's Recommendation

THAT the minutes be received.

Council Resolution

THAT the Officer's Recommendation be adopted.

Moved Cr May **Seconded Cr Perkins**

CARRIED

10. RECEIPT OF PETITIONS:

Nil

11. TENDERS:

Nil

12. CONSIDERATION OF NOTIFIED MOTIONS

Nil

13. LATE BUSINESS:

Nil

14. PUBLIC PARTICIPATION:

Nil

15. CONFIDENTIAL REPORTS:

15.1 PURCHASE OF FUTURE RESERVOIR SITES

Council Recommendation

THAT Council resolve to issue upon the owners of Lot 7 on RP748958 and Lot 5 on RP748959 on Stockroute Road, Walkerston Notices of Intention to Resume for water reservoir purposes.

Moved Cr Casey **Seconded Cr Steindl**

CARRIED

15.2 BOUNDARY ROAD - BRUCE HIGHWAY TO MAGGIOLO DRIVE - RESUMPTIONS ASSOCIATED WITH DA2005-334/OW 2008-86 CONSENT CONDITIONS

Council Recommendation

THAT Council resolve to issue upon the owners of Lot 6 on RP 724441 and Lot 7 on RP724441 for approximate areas of 45.2m2 a Notice of Intention to Resume for Road purposes as identified in Council's Proposed Road Opening Drawing Nos A4-322 and A4-323.

Moved Cr Casey **Seconded Cr Hatfield**

CARRIED

15.3 DEVELOPMENT SERVICES - MONTHLY APPEALS REPORT - MONTH ENDED 31ST JANUARY 2012

Council Recommendation

THAT the report be received.

Moved Cr Hatfield **Seconded Cr Camilleri.**

CARRIED

15.4 ABSOLON STREET DRAINAGE STUDY

Council Recommendation

THAT Council approve the selection of Case 3b1 plus limited acquisition as the appropriate drainage scenario.

THAT Council provide allocations in future Capital Works Programs subject to budget approvals to undertake the required works.

AND THAT Council approve notations on date history indicating that the eight (8) properties indicated are subject to inundation.

Moved Cr Comerford **Seconded Cr Cameron**

CARRIED

15.5 MILTON STREET DRAINAGE STUDY

Council Resolution

THAT the report be deferred.

Moved Cr Casey **Seconded Cr Steindl**

CARRIED

16. MEETING CLOSURE

The meeting closed at 10.27 am.

17. FOR INFORMATION ONLY

17.1 DEVELOPMENT APPLICATION INFORMATION - 30.01.2012 TO 05.02.2012

For Council Information Only - No Decision Required.

Development Applications Received.

App no	Code/ Impact	Address	Applicant	Description	Officer
ROLC-2012-20	Code	47 Busseys Road, PALMYRA	Monique A Bussey-Jensen	Boundary Realignment 3 Rural Lots into 3 Lots	Brogan Jones

App no	Code/ Impact	Address	Applicant	Description	Officer
MCUCD-2007-253	Code	74 Wood Street, MACKAY	Cardno Humphreys Reynolds Perkins	Change Development Approval - Material Change of Use - Extension to Existing Building (Commercial Premises and Shops)	Shane Kleve
CAC-2012-21	-	13-23 Belangason Way, SHOAL POINT	Pioneer Projects No. 1 Pty Ltd and Mangerton Pty Ltd	1 Higher Density Residential Lot into 5 Lots and Building Work - Boundary Setback	Darryl Bibay
ROLC-2012-22	Code	152-156 Shoal Point Road, SHOAL POINT	Link Project Solutions	2 Urban Residential & Higher Density Residential Lots into 9 Lots plus creating Easement	Julie Brook
CON-2012-14	-	3 Elgans Parade, RURAL VIEW	GMA Certification Group Pty Ltd	Building Work - Boundary Setback for House	Darryl Bibay
CON-2012-15	-	39 Oysterlee Street, BEACONSFIELD	Totalspan Mackay	Building Work - Boundary Setback for Garage	Brogan Jones
ROLI-2010-375	Impact	133 Garrett Road, SARINA	Jason W Bradford	Change to Development Approval - 1 into 2 Rural Lots	Josephine McCann
MCUC-2012-14	Code	L 377 Hicks Road, MOUNT PLEASANT	Daly International	Telecommunication Facility	Julie Brook
ROLC-2010-285	Code	454 Grasstree Road, SARINA	Dawson Surveying	Change of Condition - Reconfiguration of 2 Rural Lots into 4 Lots	Andrea McPherson
MCUC-2012-15	Code	15 Brearley Court, RURAL VIEW	John K Smelt and Kelli J Smelt	Dwelling House (Steep Land Overlay)	Andrea McPherson
CON-2012-11		4 Ivana Court, SOUTH MACKAY	Spanline Home Additions Mackay	Building Work - Boundary Setback for Carport	Andrea McPherson
MCUC-2012-16	Code	111 Connors Road, PAGET	Hastings Deering (Australia) Ltd	General Industry (Warehouse and Outdoor Sales Premises)	Brogan Jones
MCUC-2012-16	Code	111 Connors Road, PAGET	Hastings Deering (Australia) Ltd	General Industry (Warehouse and Outdoor Sales Premises)	Brogan Jones
ROLC-2012-17	Code	4 McKellar Street, MIDGE POINT	Stephen R Hampel	Boundary Realignment 2 Rural Residential Lots into 2 Lots	Brogan Jones
CON-2012-12	-	10 Woden Crescent, OORALEA	Justin M Sellings	Building Work - Boundary Setback for Shed	Andrea McPherson
MCUC-2012-18	Code	19 Pugsley Street, WALKERSTON	Bawd Pty Ltd	Dwelling House - Flood and Inundation Overlay	Brogan Jones
MCUIMP-2005-152	Impact	152-156 Shoal Point Road, SHOAL POINT	Ricbri Pty Ltd	Request to Change Development Approval - Material Change of Use - 40 Multiple Dwelling Units	Julie Brook
MCUIMP-2005-152	Impact	152-156 Shoal Point Road, SHOAL POINT	Ricbri Pty Ltd	Request to Change Development Approval - Material Change of Use - 40 Multiple Dwelling Units	Julie Brook
RECONF-2006-260	-	162 Shoal Point Road, SHOAL POINT	Bona Vista Mackay Pty Ltd	Request to Change Development Approval - Reconfiguration of 1 lot to create 11 Urban Residential Lots	Julie Brook

App no	Code/ Impact	Address	Applicant	Description	Officer
RECON F-2006-260	-	162 Shoal Point Road, SHOAL POINT	Bona Vista Mackay Pty Ltd	Request to Change Development Approval - Reconfiguration of 1 lot to create 11 Urban Residential Lots	Julie Brook
ROLC-2012-19	Code	38/40 Downie Avenue, BUCASIA	R & T Jenvey Partnership	2 Split Zone (Rural and Urban Expansion) Lots into 5 Lots	Julie Brook

Development Applications Entering Decision Making Period.

App Number	Code/ Impact	Address	Applicant	Description	Primary Officer
CON-2011-301	-	7 Katey Crescent MIRANI	Coastal Building Approval Service	Building Work - Boundary Setback for Garage	Julie Brook
HIMIRD-2009-6B	-	0 Leichhardt Road MIRANI	Jones Flint & Pike	Request for Permissible Change - Reconfiguration of Lot - Change of Plan of Development	Kathryn Goodman
MCUC-2011-313	Code	19 Wellington Street MACKAY	Nelson Street Properties Pty Ltd	Commercial Premises and Catering Shop	Shane Kleve
MCUC-2012-8	Code	9 Danelle's Way EIMEO	Development Certification	Dwelling House (Steep Land Overlay)	Darryl Bibay
ROLC-2011-205	Code	40 Downie Avenue BUCASIA	R & T Jenvey Partnership	1 Rural Lot into 26 Lots	Julie Brook
ROLC-2011-270	Code	7 Denman Avenue SHOAL POINT	Alan J Dunn	1 Urban Residential Lot into 4 Lots in two stages	Julie Brook
ROLC-2011-280	Code	47 Orphanage Road HABANA	Kelvin C Thompson	1 Rural Lot into 2 Lots	Matthew Ingram

Development Applications Finalised.

App No	Code /Impact	Location	Applicant	Description	Officer
Approved Subject to Conditions					-
MCUC-ASPA-2011/208	Code	681 Yakapari-Seaforth Road MOUNT JUKES QLD 4740	Victor J Vassallo	Dependent Persons Accommodation	Darryl Bibay
MCUC-ASPA-2012/1	Code	29 Narrabeen Street BLACKS BEACH QLD 4740	John F Cappello	Dual Occupancy	Darryl Bibay
ROLC-ASPA-2011/278	Code	40 Pacific Esplanade SLADE POINT QLD 4740	Elizabeth P Maguire	1 Urban Residential Lot into 2	Darryl Bibay
MCUI-ASPA-2011/37	Impact	7 Peninsula Drive HAY POINT QLD 4740	Cyre Group Pty Ltd	Caravan Park (27 Relocatable Homes/Cabins) involving ERA 63 (Sewage Treatment).	Josephine McCann
ROLC-ASPA-2011/305	Code	40 Rainbow Street ARMSTRONG BEACH QLD 4737	Gary M James	1 Rural Residential Lot into 2 Rural Residential lots	Josephine McCann
CON-ASPA-2011/277		9 Roma Court BEACONSFIELD QLD 4740	Development Certification	Building Work - Front Boundary Setback for a Shed	Julie Brook
CON-ASPA-2011/285		84 Wheeler Drive GLENELLA QLD 4740	Andrew N Elworthy	Building Work - Residential Storage Shed not complying with Planning Scheme and Boundary Setback	Kathryn Goodman
MCUC-ASPA-2011/32	Code	102 Farrellys Road PAGET QLD 4740	Marion S Lourens	Transport Depot Extension	Leah Harris

App No	Code /Impact	Location	Applicant	Description	Officer
Approved Subject to Conditions					-
6					
MCUC-ASPA-2011/261	Code	40-42 Caterpillar Drive PAGET QLD 4740	Hastings Deering (Australia) Ltd	General Industry, Warehouse & Outdoor Sales Premises	Matthew Ingram
CA-IDAS-2004/61F		Breezes Mackay 1A Beaconsfield Road BEACONSFIELD QLD 4740	RPS Group (Mackay) Pty Ltd	Generally in Accordance - Combined Application for Material Change of Use - Impact Assessment - Retirement Village (234 units), Manager's residence and Ancillary Communal Facilities and Reconfiguration of a Lot to create 2 Lots.	Shane Kleve
MCUIMP-IDAS-2006/268A	Impact	L 3 Mackay-Bucasia Road MOUNT PLEASANT QLD 4740	Aurecon Australia Pty Ltd	Generally in Accordance - Material Change of Use from Rural to Urban Residential AND Reconfiguration of 1 lot to create 94 Urban Residential lots (assessed under the Superseded Planning Scheme)	Shane Kleve
Approved Subject to Conditions - By Council					
DA-2007-551/A	Code	41 Macalister Street & 232-250 Alfred Street, MACKAY QLD 4740	Yanjian Group Pty Ltd	Request to Change a Development Approval - FROM: Material Change of Use - Multi-level, Mixed Commercial, Shop, Catering Shop & Motel Premises (Superseded Planning Scheme) TO: 129 Multiple Dwelling Units and Catering Shop/Shop/Commercial Premises (275m^2 GFA)	Shane Kleve
Application Withdrawn					-
MCUC-ASPA-2011/302	Code	34A Brisbane Street MACKAY QLD 4740	Debbie K McDonald	Dwelling House in a Mixed Use Zone and land affected by Flood & Inundation Overlay.	Josephine McCann
Application Lapsed					-
CON-ASPA-2011/157		14 Cod Place ANDERGROVE QLD 4740	Mackay and Whitsunday Building Certification	Building Work - Boundary Setback Awning Roof Addition	Julie Brook
OW-IDAS-2009/59		53-59 Malcomson Street NORTH MACKAY QLD 4740	VDM Consulting	Operational Works - Change to Ground Level	Peter Bratt
Application Refused					-
MCUC-ASPA-2011/317	Code	L 1 Ridolfis Road ERAKALA QLD 4740	Urbis Pty Ltd	Telecommunication Facility	Julie Brook

Confirmed on Wednesday 22 February 2012.

……

MAYOR

COMMUNITY SERVICES HIGHLIGHTS AND SIGNIFICANT ISSUES REPORT – JANUARY 2012

Author: DIRECTOR COMMUNITY SERVICES

Purpose

To review Community Services Department highlights and significant issues for the month ending 31 January 2012.

Background and Discussion

Highlights and Significant Issues for January 2012 are as follows:

COMMUNITY SERVICES HIGHLIGHTS

- Almost 25,000 skaters attended Ice City over 28 days, with skaters, media inquiries and a range of associated activities keeping the Centre and its staff fully occupied. Formal evaluation of Ice City shows an unprecedented 100% satisfaction rating, with 99.8% users rating Ice City excellent.
- Over 60 people with disabilities took part in an Australian first special all abilities ice skating session with carers and family members - a total of 220 people attended this session. Successfully overcoming obstacles, all parties involved literally had an amazing experience, the outcomes of which have been widely reported. Local Government Association of QLD will be profiling this initiative as best practice, and all people involved in the night have been justifiably proud.
- Public consultation around proposals contained in the Draft City Centre Public Realm Concept was the subject of a media launch, held on Tuesday, 17 January. The launch drew significant interest from media and the public, with interest in the Concepts being reflected in January website figures. For the month of January, a matter of days from launching, Connecting Mackay reported 2091 page views, and 521 downloads of the document. Mackay City Centre website saw over 6,000 visitors during January, with the Concept materials placed on front page. Responses to date show more than 88% of respondents consider improving the City Centre public places and streetscapes to be either important (26.9%) or highly important (61.5%).

COMMUNITY SERVICES MANAGEMENT

- Attended Study Mackay meeting to discuss proposed new student discount program for Mackay as well as other projects.
- Mackay City Centre Concept Plan launched via Mackay City Centre and with some innovative use of the Connecting Mackay Website.
- Met with Vodafone representatives and also attended an onsite meeting for an Optus tower to discuss the future of mobile telecommunications and the rapidly increasing needs of telecommunications companies. In order to try and address future needs a committee is being established including representatives from Planning, Engineering, Water and Waste and Community Services to try to get better planning in this area.

- Attended Planet Footprint quarterly meeting to analyse the energy usage across community services building stock.
- Met with representatives of the Offshore Superboat racing to discuss opportunities for their 2012 event.

COMMUNITY DEVELOPMENT AND LIBRARIES

Management

- Matsuura Scholarship interviews held
- Ongoing involvement with management Challenge Team to prepare for statewide challenge in March
- Undertook a FISH concepts workshop with 30 maintenance staff in Sarina

Community Development

Tania Leeson commenced in January as Council's Youth Development Officer, based at the Sarina Youth Centre.
Recruitment commenced for Community Development and Engagement officer as well as the Healthy Communities Co-ordinator and Project Support Officer.

Locality Development
In conjunction with Queensland Health, a Healthy Children resource booklet is being developed. The document will contain information on parks and other places of interest, that are low cost or free, that families can access across the region.

Community Projects
Unit Watch, a project initiative of Queensland Police's Crime Prevention Unit, was launched in Mackay in January. The project aims to improve safety, reduce crime, and improve communication and connections between residents. This pilot project will focus on a block of units in Shakespeare Street.
The project has been well received by most residents, with many attending the launch. Prior to the launch residents were surveyed on their perceptions of safety, crime and connectedness with other residents, they will be surveyed again at the end of the project.

The bi monthly Sarina Newsletter, with contributions from various organisations and community groups, was circulated in December. The next newsletter is due for distribution in February. Articles for the newsletter should be forwarded to Community Projects Officer by 10 February.

The 2012 Volunteers Conference has attracted sponsorship from Hail Creek Mine Community Development fund. The program for the conference is being finalised and appropriate venues being sought.

Regional Arts Development
Planning is underway for the 2012 RADF showcase event. The showcase provides an opportunity for local artists and organisations to showcase their projects that have been funded through the RADF fund during the previous year. The event also helps to raise the profile of the fund and attract a variety of new applicants.

Multicultural Partnership Program
Assistance was provided to the Regional Social Development Centre to develop a grant application to support the development of a business plan for the Welcome Centre Project

A Driver Education information session evening for eligible people from culturally and linguistically diverse backgrounds was held in January. Representatives from the Department of Transport, Queensland Police and the Road Accident Action Group assisted by presenting relevant information. 45 people attended the session with many of them now progressing to driving lessons with a local driving school.

Multicultural CAMS
Discussions have begun with key stakeholders around planning events to mark the 150th year since blackbirding began in Australia. Australian South Sea Islander communities in other areas across the State have indicated their interest in being part of events in Mackay. The Multicultural CAMS officer is currently working with all local ASSI organisations to co ordinate a calendar of events for the year.

Youth Development
Valley District Youth Council have commenced workshops and rehearsals for their theatre production to be held during Youth Week at the Pinnacle Playhouse.
Valley District Youth Council members were invited to participate in Australia Day celebrations and activities in the Pioneer Valley as well as the Mackay celebrations at the MECC.

Sister City
Mackay students wishing to participate in the 2012 Matsuura Scholarship program have been interviewed. The first Scholarship meeting, for the successful applicants, will be held on Wednesday, 14th March 2012. The students will have monthly cultural meetings until their visit to Matsuura in the September school holidays.

A Skype link up was held with Matsuura on the 25th January 2012 to celebrate Australia Day. Members of the Sister Cities Mackay group and the Advisory Committee attended along with the Mayor Col Meng and Councillor Dave Perkins. The two Sister Cities discussed the meaning of Australia Day while enjoying pies and lamingtons.

The official opening of Matsuura Drive was held on the 31st January 2012. The Mayor, Councillors and Directors and representatives from Lend Lease, Matsuura Advisory Committee and Sister Cities Mackay attended to celebrate the opening. The opening was celebrated with a bottle of Sho-Chu (Japanese wine) that was received as a gift from Matsuura.

Resilience Project Officer
Residents listed on the Special Needs Register were contacted during December to ensure their details and circumstances remain accurately recorded within Council's systems.
Work commenced on a photographic display that represents the history of natural disasters in Mackay. The exhibition will be held in Mackay Libraries during September 2012.
In conjunction with Emergency Management Queensland, a range of posters and promotional banners have been developed and printed. Posters are available for distribution to community organisations and businesses in order to promote the preparedness messages within the community.

Libraries

- Young People's Services

The theme of the 2011 – 2012 Summer Reading Club was The Amazing Read. Competitions and activities were held in the libraries during December and January. 52 children registered.

106 children attended school holiday activities. In keeping with 2012 being the National Year of Reading, the theme followed on from the Summer Reading Club. Children created amazing book journals. Our activities were attended by the Project Officer from State Library of Queensland Indigenous Knowledge Centre in Cairns who spent a week in the Mackay libraries to see how our activities were organised and delivered.

Our programs for our younger children, Baby Bounce and Storytime, have started again. The Gruffalo made a special visit to Storytime to tell the children about the play The Gruffalo's Child. It will be performed at MECC in February.

Event	Previous year	Current year
Storytime	136	133
Baby Bounce	40	62
Young Adult Activities	18	27

- Statistics

Computer Use and Classes	Previous year	Current year
Discover IT Classes (participants)	No classes	No classes
Public Computers – Users*	1819	1527
Public Computers – Bookings*	2669	2428
Public Computers – Express Computers*	972	836
Public Computers – Wireless (hrs)	261.5	522.5

**Netloan issues during January*

Information Requests	Previous year	Current year
Ask a Librarian Queries	13	9
ILL – Requests Sent	172	121
ILL – Requests Received	85	146

Top Website Visits	Previous year	Current year
Total Website Visits	11,950	28,232
WebOPAC	Not available	15,079
Website Visits - Home	8543	8723
Website Visits – Branches	659	863
Website Visit - Online Resources	233	642
Website Visits – Catalogue	n/a	386
Website Visits – My Details & Membership	n/a	336
Website Visits – For Kids	202	265
Website Visits – Heritage Library	155	186
Website Visits – Activities & Events	n/a	161
Website Visits – Services	n/a	161
Website Visit - For Kids – Storytime	96	145
Website Visits – For Kids – School Holiday Activities	57	134
Website Visits – For Kids – Baby Bounce	84	124

Database Visits	Previous year	Current year
Databases - EBO	119	68
Databases - Newsbank	0	0
Databases - EBSCO Host	6	1
Databases - Thompson Gale	3	0
Databases - Your Tutor	10	Not available

Home Library Service Statistics	Library Branch		
	Gordon White	Mackay City	Sarina
Assistive Technology Computer	11	27	na
Home Library customers	57	102	14

Heritage Collection Room	Previous year	Current year
Total Users	48	50
Research Enquiries * up to 1 hr research required	12	11
Microfilm Reader Bookings	31	35

- Membership and loan statistics

New members

Library Branch	Previous Year	Current Year
Gordon White Library	137	181
Mackay City Library	230	208
Mirani Library	9	16
Mobile Library	13	13
Sarina Library	48	44
Walkerston Library	19	6

Loans

Library Branch	Previous Year	Current Year
Gordon White Library	25190	29930
Mackay City Library	26870	24501
Mirani Library	2609	2127
Mobile Library	3162	2253
Sarina Library	4573	4961
Walkerston Library	1980	1318

All Libraries had a very busy day on the first day opening after the Christmas closure.

First day back returns						
	MCL	**GWL**	**WK**	**ML**	**SAR**	**MIR**
2011	1937	2166	423	159	574	166
2012	1859	2298	119	129	500	146

First day back loans & renewals						
	MCL	**GWL**	**WK**	**ML**	**SAR**	**MIR**
Loans	1259	1735	85	193	349	169
Renewals	193	161	6	5	29	45
2011 Total	**1452**	**1896**	**91**	**198**	**378**	**214**

Loans	1389	1483	82	109	297	101
Renewals	588	432	6	10	22	19
2012 Total	**1977**	**1915**	**88**	**119**	**319**	**120**

Christmas closure returns					
Returns	**MCL**	**GWL**	**WL**	**SAR**	**MIR**
2010	893	1280	nil	281	167
2011	885	1468	nil	306	nil

Visitors

Library Branch	Previous Year	Current Year
Gordon White Library	11439	12023
Mackay City Library	NA	12913
Mirani Library	1578	1540
Mobile Library	NA	928
Sarina Library	3700	NA
Walkerston Library	1735	1306

** Mackay City Library did not have a working people counter during January 2011.

Museums

Pioneer Valley Museum at Mirani
Closed during this period
Visitor Numbers

Sarina Historical Society and Museum Inc
Closed during this period
Visitor Numbers

Greenmount Homestead
Visitor Numbers
Total visitors for January = 44, including 30 from a cruise ship docked in Mackay Harbour

Mackay and District Historical Society
Closed during this period

RECREATION SERVICES

Management / Sport and Recreation

- The Sports Expo and Sign-On Committee were successful in securing a $5,000 sponsorship agreement from the Queensland Government. The funding will go towards the cost of the upcoming Sports Expo to be held on Sunday 12 February at the MECC. Nearly 100 different groups have registered for the event.
- Manager Recreation Services attended newly created internal Open Space Reference Group meetings involving representatives of several Council programs with a few to further improve open space planning and development.
- The North Queensland Games Mackay Region Organising Committee (MROC) met regarding the progression of the 2012 North Queensland Games. Currently 25 sports are confirmed, with another 9 sports having expressed interest. Sports will be finalised by mid February.
- An internal brainstorming session was organised to assist in planning the North Queensland Sportstar Awards to be held in Sarina on 21 April. More planning activities will take place over the next few months in conjunction with staff at the North Queensland Sports Foundation (NQSF).
- Council approved community engagement activities regarding the Sarina Brewers Park Sporting Precinct Master Plan.
- The newly created externally funded Healthy Communities Initiative (HCI) positions of Healthy Community Coordinator and part time Project Support Officer were advertised. Interviews are scheduled to take place early February.

Media / PR

General:

- North Queensland Sports Foundation (NQSF) Sports Post (official newsletter): news from the Mackay Region, including the upcoming Sportstar Awards, Green and Gold Club inductees in the Mackay Region, the new Virgin Australia Stadium and the 2012 North Queensland Games.
- NQSF's 2012 calendar: featuring image of Bluewater Lagoon.
- Radio ads were finalised regarding the Sports Expo to be held on 12 February at the MECC.
- Multi-visit passes applicable to Memorial and Pioneer Swim Centres were made available as part of prizes for Australia Day.

Media coverage:

- Bluewater Lagoon - 'things to do during the school holidays'.
- Pioneer Swim Centre's intensive swimming lessons.
- Bluewater Lagoon with a link to upcoming hot weather.
- Registration of physical activity groups or clubs for the Swap It Active Living Physical Activity Directory.
- Intensive swimming lessons at Pioneer Swim Centre.
- NQ Games with a link to accommodation pressures.
- Mackay being one of the top ten tourist destinations according to Wotif website, stating the Bluewater Lagoon to be one of Mackay's drawcards.
- Bluewater Lagoon - 'Watch your children in water' highlighting the responsibility of parents to watch their children when in water.
- Keeping cool during hot summer days, with a link to the Bluewater Lagoon and need for parental supervision.
- Council's swimming lesson program.
- Upcoming Sportstar Awards to be held in Sarina end June including Petria Thomas' and Linda MacKenzie's involvement as VIP guests.

- Cycling in Mackay region with a link to the Bluewater Trail.
- AUSTSWIM course held at Pioneer Swim Centre.
- Active in the City activities, as part of 'Top ten things to do around the region this weekend'.
- Finalisation of Sarina's Brewers Park Master Plan and endorsement by Council.
- Council approval of fulltime Healthy Communities Coordinator and part time Project Support Officer under Healthy Communities Initiative (HCI) funding.
- Memorial Swim Centre - history of the facility.

Aquatic Facilities

- UV signage was upgraded at all five aquatic facilities as part of the sponsorship arrangements with Suncorp.

Bluewater Lagoon

- Continuation of improving training and induction services to facility contractors, with over 25 Surf Life Saving Queensland (SLSQ) staff attending training sessions.
- Praise for the lifeguard services provided as patron attention and incident reduction improve following further ground work with new staff during the busy school holiday period.
- Hydrochloric acid replaced with a more user friendly product: low fuming pool acid.

Memorial Pool

- Bookings: 1 x water polo game nights
  4 x aerobic sessions
  3 x school bookings
  1 x private booking
- Internal lifeguard training receives much praise from customers, commenting on ongoing reassurance in their care.

Page 8 of 23

Pioneer Pool

- Bookings: 4x school group bookings
  4 x water aerobic sessions
  1 x swimming carnivals
  1 x community group hire
- Chlorine Gas dosing system replaced by granulated chlorine dosing system.
- Successful completion of intensive Learn-to-Swim classes.
- An Austswim Course took place from 21 – 22 January at Pioneer Swim Centre, with 8 candidates in attendance.
- Mackay Regional Council's Swim & Survive program has been recognised as a partner program with Royal Life Saving Society Australia. This is the only program currently in Mackay to be in partnership with Royal Life Saving Society. The recognition also features on RLSSA's website.

Mirani Pool

- Shade structure appraised following extensive damage from high winds.

Sarina Pool

- Automated pool vacuum purchased to enable Lessee to ensure continuous attention to the pool water quality.

The following customers have attended the Aquatic Facilities for January 2012:

Bluewater Lagoon*

Type of Customer	Bluewater Lagoon January 2011	Bluewater Lagoon January 2012
Children's Lagoon	8,426	7,501
Middle Lagoon	17,556	14,462
Upper Lagoon	9,796	6,510
TOTAL IN WATER CUSTOMERS	**35,778**	**28,473**
TOTAL PRECINCT (non-swimmers)	38,485	21,667
GRAND TOTAL	**74,263**	**50,140**

* Source: Lifeguard Statistics - Monthly Reports January 2012 - Visitations PDF by Surf Lifesaving Queensland (SLSQ)

Memorial Pool**

Type of Customer	Memorial Pool January 2012
Persons 15 years or older	1,340
Children from 3 years to persons under 15 years	400
Pensioner	96
Non-Swimmer	36
School Swimming	76
MRC Access	95
Mission Inflatable	58
Access Card Entries	0
Adult Swim For Fitness	0
Squad Memberships	0
General Memberships	735
TOTAL	**2,836**
Multi Visit Pass (persons 15 years or older)	79
Total Kiosk Revenue	$3,129.46

** Source: LINKS Computer Program

Pioneer Pool**

Type of Customer	Pioneer Pool January 2012
Persons 15 years or older	2,302
Children from 3 years to persons under 15 years	1,736
Pensioner	78
Non-Swimmer	135
School Swimming	303
Swim And Survive Program	55
MRC Access	48
Mission Inflatable Entry	76
Access Card Entries	6
Adult Swim For Fitness	0
Orca's Squad	549
Learn to Swim Attendance	468
General Memberships	466
TOTAL	**6,222**
Multi Visit Pass (persons 15 years or older)	121
Total Kiosk Revenue	$8,301.27

** Source: LINKS Computer Program

1,253 visit pass entries across both Memorial and Pioneer Pools for the month.

Mirani Pool***

Type of Customer	Mirani Pool January 2011	Mirani Pool January 2012
Persons 15 years or older	296	661
Children from 3 years to persons under 15 years	339	676
Pensioner	24	0
TOTAL	**659**	**1,337**

*** Source: Information received from Lessee of Mirani Pool

Sarina Pool

Type of Customer	Sarina Pool ** January 2011	Sarina Pool * January 2012
Persons 15 years or older	203	591
Children from 3 years to persons under 15 years	1,037	873
Pensioner	33	0
TOTAL	**1,273**	**1,464**

*Source: Information received from Lessee of Sarina Pool
**Source: Information Mackay Regional Council data

Revenue Received:**

Type of Customer	Pioneer Pool		Memorial Pool	
	January 2011	**January 2012**	January 2011	**January 2012**
Actual Gate	$18,423.50	$18,890.60	$7,411.50	$9,319.50
Season Tickets	$2,420.00	$2,965.00	$580.00	$2,985.00
Miscellaneous	$14,511.85	$8,868.91	$4,010.70	$3,129.46
TOTAL	**$35,355.35**	**$30,724.51**	**$12,002.20**	**$15,433.96**
Multi-visit pass sales component of Actual Gate	$3,270.00	$3,872.00	$1,980.00	$2,528.00

** Source: Monthly Reconciliation Spreadsheet (Microsoft Excel)

PROPERTY SERVICES

Management

- Attendance at Operations Management and Sarina Sugar Shed meetings.
- Participated in Planet Footprint reporting and Performance review meeting with recent alterations to the Gordon Street Administration Building air-conditioning system assisting in a decrease of power usage.
- On-site meeting held at Celeber Drive to discuss possible location sites for an Optus communication tower.
- Attended meeting with representatives from the Armstrong Beach Progress Association, SES and Rural Fire Brigade to discuss leasing issues and working relationships between the three organisations.

Property Services

Final stages of external works to the new Generator Compound will be finalised mid February, with internal fitout complete.

Improvement works at Ness Street Depot are being undertaken to accommodate a shift in usage and security of the compound area.

Property Co-ordinations

Leases

Program Staff are currently dealing with 22 leases

- Glenella Hall, Hill End Road – Report in process of being prepared – awaiting Land Management Plan from Mackay LAC
- Report in process of being prepared for Mackay Touch Association
- Dows Creek Hall – Report in process of being prepared – awaiting Land Management Plan from Association
- Eungella Community Progress Assoc – Report in process of being prepared – awaiting Land Management Plan from Association
- Optus Telecommunication Tower – 80 Celeber Drive, finalising location details of tower
- Mackay Historical Society – report ratified, in process of preparing new lease documentation
- Extension of lease area for Dolphins Soccer and Norths Netball to include car parking area
- Organising the re-naming of the Bob Wood Cultural Hall in Sarina

- Attempting to organise meeting with Community Advancement Association of Repulse Bay & Surrounds at Midge Point

Council Freehold Land Register –now compiling information into land that can/cannot be sold on spreadsheet, this process is now complete.

Pinevale Camping Reserve – R610 on Lot 8 on CPCi66 – Internal checks with relevant Council Programs have revealed that Council has no interest in this parcel of land, a request will be sent to DERM to have this parcel reverted back to Unallocated State Land.

Land Dealings

- Campwin Beach Drainage Easement within Freehold Land being acquired.
- Connors /Crichtons Road Drainage Easement Reserve being acquired by way of DA.
- Bowen Court Encroachment into Council land.

Property Services are currently dealing with 18 land acquisitions and 11 easements.

Sarina Sugar Shed

Sales for January 2012 show a healthy increase exceeding the 2011 figure of $11,880.74 by $5,465.49. The Chef's gusto range of sauces continues to sell well at all outlets around the region, including two new outlets in Moranbah.

February/March are traditionally slow months but staff and volunteers are endeavouring to lift sales with offers of free famil tours to businesses throughout the region.

MACKAY CONVENTION PRECINCT AND EVENTS

Management

- Managed Ice City (ice skating) at the Mackay Entertainment & Convention Centre, facilitating a range of activities in addition to skating sessions such as corporate nights, a fundraising night for the Mackay Hospital Foundation, ice disco nights, and a highly successful all abilities night, funded by Council and coordinated by the Mackay PCYC. Also attended to many media interviews and inquiries regarding ice skating
- Continued to roll out SafePlan
- Worked with stakeholders to coordinate and plan M150 (Sesquicentennial) launch to be held February 20th
- Backfilled various positions in a very busy period while some staff on annual leave
- Conducted performance appraisals

Mackay Entertainment and Convention Centre

Overview

Advising only three events were held in January, significantly detracts from how busy the Centre was in January, as Ice City, the Centre's foray into ice skating proved to be a phenomenon, engaging our community and visitors to the region in a way that could not be predicted.

Corporate nights, a fundraising night for the Mackay Hospital Foundation, and ice discos, complemented the day time ice skating sessions.

In what we believe is a first for Australia, a special all abilities ice skating session was held, which allowed people in wheelchairs, people with varying disabilities and able bodied skaters on ice. Over 60 people with disabilities took part, along with carers and family members and a total of 220 people attended this session. Funded by a Council grant, the MECC worked with the Mackay PCYC and the Ice Skating company, *Stars on Ice* to allow this all abilities session to occur. Successfully overcoming obstacles, all parties involved literally had an amazing experience, the outcomes of which have been widely reported. Local Government Association of QLD will be profiling this initiative as best practice, and all people involved in the night have been justifiably proud.

My 2 and ½ year old little boy has down syndrome and actually got to skate with the help of the Ice staking staff, they left their posts to fit shoes on Tyler, and then gave us one on one assistance to get him going, I would never have through this possible.

My major memory of the night is the smiles, now I have seen many of our differently abled community on numerous occasions, but last night the smiles on all of the faces of not only the prime participants but the families and carers was priceless. It was truly and event the whole family could enjoy.

Renee Beard

This was a very well orchestrated and choreographed event and a pleasure to attend. The Council is most kind to provide this opportunity to all abilities children that normally would not venture on to the ice in a usual skating session. The PCYC showed forethought and consideration in the handling of the entire event and I thank them for their much appreciated involvement.

My children had a ball and whilst I had reservations initially regarding the 'safety' and wondering if I was going to spend the night at hospital waiting for a cast to set, there was never a time when I thought this might happen upon commencement of the session and viewing the volunteers and staff at work.

Kimberly Hoile

Fantastic to see so many people having such a great time. Also overwhelming to see so many families with each member having a great time- siblings especially. Disability was not an impediment at all!

Helen Hawkins

It was fantastic to see so many smiling faces of people with disabilities and their families at the ice skating. All the helpers interacted so well making sure nobody missed out; even Mackenzie was taken for a little skate around. She loved it!! Preston hasn't stopped talking about it either. It was lovely to see the police officers there also helping out. I think when they are seen participating in events like this it puts them in a different light in the community. We just wanted to thank you and your helpers etc for organising this event.

J Julie Currie

The Australia Day festivities and Citizenship ceremony, and BMA staff training sessions were the other events held in January.

The Centre's 2012 booking calendar detailing future bookings is robust and healthy, and the Centre continues to attract excellent attention.

Capital Program

The Centre is challenged in delivering this year's capital works program as recruitment is an issue, particularly in the technical area. Two of the Centre's three senior technical positions have been vacant since October, and managing the Centre's bookings has been given priority to avoid fatigue management. Recruitment issues will be discussed later in this report. Never the less, some progress has been made, and automating the Convention Centre's doors, and re-flooring backstage areas have progressed this month.

Development/Other Issues

Recruitment of skilled workers in the technical area remains a challenge and is of concern. The Centre has struggled to attract senior technical workers and two of the Centre's three senior technical positions have been vacant since October. Short term contracts were let which saw skilled technicians from Melbourne and Brisbane backfill these vacancies between October – December. While advertising has been undertaken to fill these vacancies full time, preferred applicants from Australia have subsequently declined to take up offers.

Manager Convention Precinct & Events, facilitated industry advertising in the United Kingdom, noting that the Global Financial Crisis has meant a significant number of skilled technical workers in the UK are looking for work. This measure has met with success, and two UK technicians with substantial West End theatre experience will be relocating to Mackay, with Council assisting with visa applications. These applicants are expected to start March and April.

Entrepreneurial

Only one entrepreneurial event was undertaken this month; *Ice City*. This event exceeded all expectations, and anticipated attendances and was a profitable venture, returning a handsome surplus.

The 2012 Professional Theatre & Music Season is selling well, and a notable increase in school bookings is already being recorded. It is pleasing to report schools from Copabella and Moranbah booking to see shows.

Performance

DECEMBER 2011 & JANUARY 2012 ACCUMULATED – 3 Yr Comparison

This table includes "maintenance" as events/attendance until March 2011 when it has been excluded from reporting

THREE YEAR COMPARISONS												
	2011-2012				2010-2011				2009-2010			
	Performances	Events	Attendance	External Ticket Sales	Performances	Events	Attendance	External Ticket Sales	Performances	Events	Attendance	External Ticket Sales
JUL	30	23	13,359	1,260	21	20	17,224	3,204	17	2	7,790	1,355
AUG	20	14	10,693	4,704	11	16	13,573	1,200	11	28	16,596	1,547
SEP	14	37	15,964	0	14	27	23,278	209	7	31	14,501	1,867
OCT	117	13	34,419	1,629	116	23	36,498	2,783	116	36	35,882	1,556
NOV	16	48	23,199	852	13	30	18,261	561	15	26	16,803	316
DEC	36	54	12,479	514	10	22	11,379	1,012	9	19	7,214	451
JAN	0	167	30,237	0	0	5	1,684	297	1	10	1,458	0
FEB					6	21	13,191	0	5	19	8,942	2,441
MAR					4	24	4,879	0	10	33	14,191	0
APR					7	18	8,964	1,397	23	21	12,402	66
MAY					11	31	13,434	62	20	29	13,648	1,263
JUN					11	18	6,261	104	12	22	8,562	2,594
TOTAL	233	356	140,350	8,959	224	255	168,626	10,829	246	276	157,989	13,456

#NOTE: October is Eisteddfod Month
#NOTE: December 2011 Ice City Began

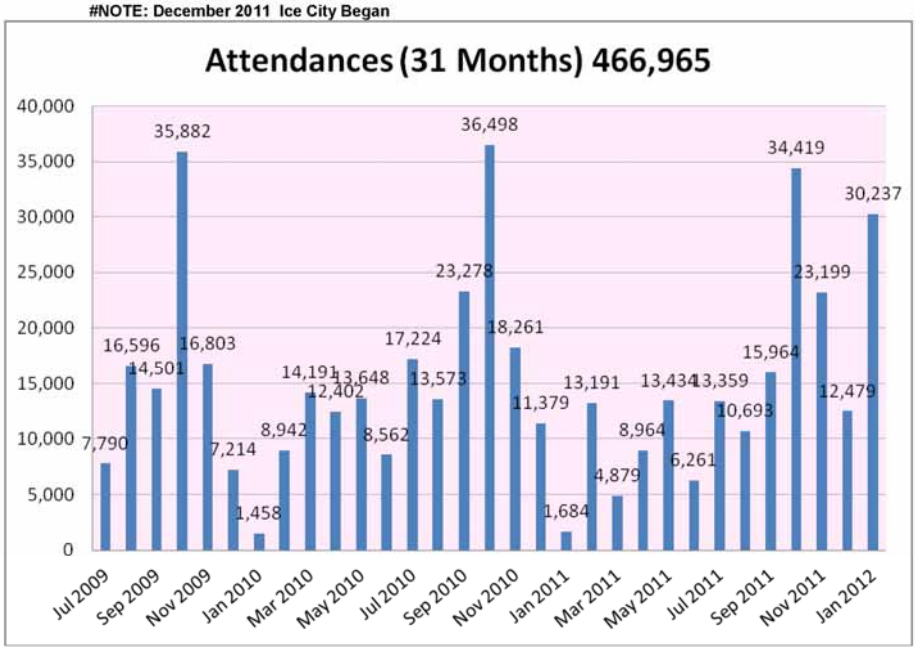

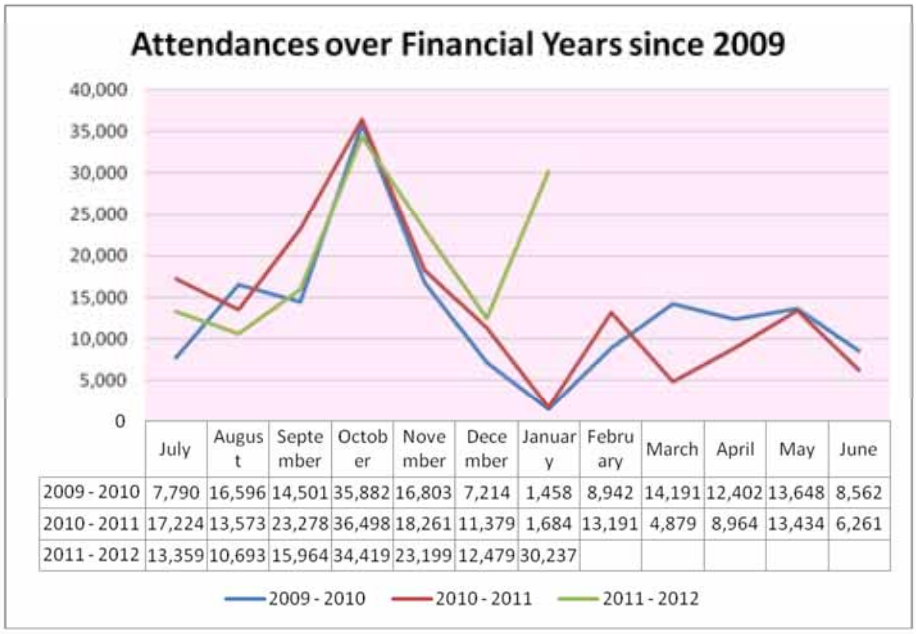

	July	August	September	October	November	December	January	February	March	April	May	June
2009 - 2010	7,790	16,596	14,501	35,882	16,803	7,214	1,458	8,942	14,191	12,402	13,648	8,562
2010 - 2011	17,224	13,573	23,278	36,498	18,261	11,379	1,684	13,191	4,879	8,964	13,434	6,261
2011 - 2012	13,359	10,693	15,964	34,419	23,199	12,479	30,237					

Non-Financial Indicators	2011/12	as at Jan 2012 Year to date
Number of Performances fully cost recovered	12	8
Minimum number of catered functions (excluding performances)	140	92
Average attendance at shows	Auditorium 550	Auditorium 393
	Foyer/space 100	Foyer/space 468
	Halls 600	Halls 271
	One Hall only 200	One Hall only 135
Number of non-utilised days	90	10
Number of Performances at the MECC	200	217
Yearly occupancy of facility	165,610	140,350
Average Response time for Patrons enquiries	<48 hours	<48
Customer Hire Satisfaction	90%	95%
Ratio of Complaints to a sample of Patron Usage	5%	1%
Are adequate range of facilities being provided	70%	90%
Would you use the Centre again	70%	85%

Festivals and Events

Easter Carnival

Manager Convention Precinct & Events is to ascertain from the City Focus Advisory Committee, whether an Easter Carnival is to occur in the City this year. In previous years, the Easter Carnival has taken place as an adjunct to the now defunct City Centre Sunday Markets, and attracted significant interest and attendance. Should the City Focus Advisory Committee wish to fund an Easter Carnival, this will be managed with the annual suite of Council's Festivals and major events.

River Rock to Mountain Top Festival May 2012

A new committee has been formed under the chairmanship of Cr Dave Perkins. There is a possibility that this festival will run over three weekends to capture the Wintermoon Music Festival, the planned Gargett Rodeo, the Tagalong Fun Ride, Mothers Day in the Valley and The Dow's Creek Show. Planning is about to commence in earnest.

Mackay Festival of Arts "M150 Earthly Delights" 7-22 July 2012

Planning is well advanced for the 2012 festival, which will have a heritage theme given the M150 celebrations; and to date 75% of the sponsorship budget has been met. The Festival program will be launched in May 2012. Several new sponsors have already come on board which will add further variety to the festivities.

Coal to Coast Festival Saturday 8 September 2012

Planning in its infancy has commenced for next year's program. There will be stronger emphasis in recruiting more local performers and to involve schools from the Sarina area.

River 2 Reef Festival Saturday 1 October 2012

Planning is about to commence.

Global Grooves Sunday 30 October 2012

External funding by way of grants has been sought, and Festival & Events Officers and Community Development Officers have commenced planning with community stakeholders.

Artspace Mackay

Visitors:

1768 during January 2012

1910 during January 2011

Exhibitions:

McAleese Gallery	2 December – 28 January	*Colliding Islands*
ASM Foyer	2 December - current	*Camino*: Recent works by Kim Demuth
Cox Rayner Gallery	4 November - current	*The Lyre Bird Sings* (works from the Lyrebird Press, Tate Adams' Gift – MRC collection)
Collectors' Cabinet	December - current	Scale models from Greg Martin

Recycled Library: Altered Books touring exhibition

Recycled Library opened at Logan Regional Gallery in Brisbane. Acting Artspace Director went to Logan, as a guest of Logan City Council, and opened the exhibition providing a floor talk on Wednesday 18th January. The exhibition will run until the 18th of February. This was due to be the final venue, though there is a possibility that the exhibition may travel to the State Library of NSW in July 2012.

MacAleese Gallery / Foyer / Cox Rayner Gallery

Colliding Islands (MacAleese Gallery)

Continuing on from December, this exhibition explores the idea of contemporary landscapes through the work of selected Australian and international practitioners working in a range of art forms. The exhibition features works on paper, film and installations by a variety of international and Australian artists.

Camino: Recent works by Kim Demuth (Foyer Gallery)

Also continuing on from December, this exhibition showcases the works of Brisbane based artist, Kim Demuth, who completed an Australia Council Barcelona Studio Residency in 2005 and then returned to Spain in 2008 to embark upon a 900km pilgrimage across the northern regions of the country – 'El Camino de Santiago'. After completing the walk, Kim spent the following year constructing sculptural photographs that celebrate particular times and places from the experiences and discoveries that the journey had provided.

The Lyre Bird Sings: from the MRC Artists Book Collection

This exhibition showcases a stunning array of artists books and livres d 'artistes produced by Townsville's Lyre Bird Press during the 1990s and early 2000s, held in the Mackay Regional Council Collection. Established by renowned printmaker Tate Adams, the press produced work by many of Australia's leading printmakers including George Baldessin, Fred Williams, Jan Senbergs and John Brack.

Collectors' Cabinet – Artspace Foyer:

The latest collection in the *collectors' cabinet* continues on from December, and comes from Greg Martin, president of the Mackay Scale Modellers Club for more than 20 years. This collection is just a small selection of Greg's personal model collection, all constructed by Greg himself, and is reminiscent of those used in the Thunderbird TV series of the 1960s. The Mackay Scale Modellers Club meets once a month and encourages new members. Artspace is proud to encourage and support local groups such as the Modellers Club.

January Public Programs & Education

14/1/2012	***Life for Kids*** on tour (from Qld Art Gallery)	Free family art activity day. 8 Activity stations 7 staff & 6 volunteers manned the program. Extremely positive and successful day on all counts.	443 Children and adults attended
Total participants in Artspace public programs in January 2012			443

M150

The gallery has secured major sponsorship from BHP Billiton Mitsui Coal (BMC) ($20,000) to undertake a project which will see leading indigenous Australian artist Danie Mellor (born in Mackay) create artworks based upon his response to the heritage elements embedded in the design of Mackay Regional Botanic Gardens. An extensive public program has been designed, where Danie will work with five local artists for an afternoon, and those local artists will then conduct workshops with school children at the Gardens. Five outlying schools will be asked to participate, with the sponsorship money also covering the cost of buses to and from the Gardens. The final artworks will be displayed at Artspace Mackay later in the year, and will be juxtaposed alongside some of the artworks created by the children. Artspace will be working closely with the Botanic Gardens on this project.

Also, a major exhibition, is to be shown in the McAleese Gallery in July & August. The show, entitled *Looking Forward Looking Back: 150 Years of Mackay* is being curated by local artist and arts worker Tracey Heathwood. Tracey has picked 15 local artists and has teamed them up with historical artefacts, artworks and photographs. The artists will create new work based upon these objects. Tracey has chosen from a wide range of museums, historical societies and archives, to choose items which tell many interesting stories about Mackay. A catalogue will commemorate the exhibition.

In the Foyer Gallery, townscapes created by Brisbane architect Karl Langer will be exhibited. In the 1950s, Mackay Council commissioned Langer to design town plans, outlining his vision for Mackay. The resulting townscapes are beautiful works of art in their own right, however Langer's vision was never realised.

Artspace Mackay Acting Exhibitions Curator, has worked closely with Heritage Collections Co-ordinator at the Library, to create an exhibition of historical photographs that will tour around the region, to Greenmount Homestead, Gordon White Library and the Lagoons Gallery at the Botanic Gardens.

There will also be an exhibition of photographs and documents from Rawson's Hollow, one of the very early homesteads in the Pioneer Valley, showing in the ex-Mirani Shire

Council Chambers – dates to be confirmed. And finally, there will be an exhibit of portraits of former mayors at the old Town Hall, Mackay in mid-July.

ECONOMIC DEVELOPMENT

Management

Draft City Centre Public Realm Concept Plan

The Draft City Centre Concept is a strategic document offering a conceptual design framework for public areas within the City Centre. A key role for this project is to attract funding for public realm improvements.

The plan suggests a number of 'ready-to-go' catalyst projects as the initial building blocks to achieving the City Centre vision.

The catalyst projects cover the City Core, interactive signage, intersection upgrades and urban street typologies; Old Town Hall and a Civic Precinct revamp to offer new urban parkland for the community.

These projects combine to ensure that Mackay moves towards an active, liveable, accessible, culturally vibrant and attractive City Centre.

Members of the public can visit Connecting Mackay at the Mackay City Centre website, to view the full document.

An opportunity is available for residents to have their say on the draft Concept Plan including how they see the priorities for the catalyst projects

Evening Viewing and Business launch - City Centre Concept

A strong crowd of around 80 people including many from city-based firms, attended the special viewing of the Draft City Centre Public Realm Concept Plan at the Bluewater Quay on Monday, January 23.

The launch was held at the new riverfront Bridges Cafe and gave those who attended the opportunity to view the full project, including all catalyst projects and fly through video footage.

Page 20 of 23

Rosella Industrial Area Site Sustainability Study

The Queensland Government has commissioned a study into the Rosella Area Site Sustainability Study. On Thursday, 19 January, staff from Queensland Department of Employment Economic Development and Innovation (DEEDI), introduced council staff to the project consultants with discussion centred around the scope of information and issues needing to be addressed as part of the project. DEEDI has appointed GHD for the Rosella Industrial Area Site Suitability Study.

Mackay Tourism Briefing

Mackay Tourism Ltd, Chair Russell Spurrell, and CEO David Phillips presented an update to council members and staff covering Mackay Tourism Plans and Convention Bureau on Wednesday, 25 January.

Business Networks – City, Sarina, Regional
In January updates to council's business networks included latest statistical releases, with business network members receiving soft copies of Mackay Sarina and Mirani Profiles and Economic Snapshots.

Invites to business events plus updates with latest mining figure releases for the Central Queensland mining provinces and links to recent reports by the Queensland Resources Council were also made available in January, all at no cost to members.

City Centre marketing
Web
Mackaycitycentre.com.au

The month of January 2012 produced strong figures for mackaycitycentre.com.au.

- The number of total visits was 6,080.
- For the month of January there was a total of 16,162 page views

Quarterly Campaign
See you in the City
Economic Development launched the new Quarterly campaign for Summer "See you in the City." This campaign runs from January 2012 to March 2012 and encompasses City Deals, which offers an ongoing, year round campaign.

City Deals aims to share the benefits of City Centre-wide marketing campaigns, direct to individual businesses. It offers a service at no additional cost to City Business with individual advertising placed within the wider campaign media. Businesses using City Deals benefit from exposure and advertising through Newspapers, brochures, flyers and web media, customer database emails and City Deals Club – and importantly - are able to manage the 'Deals' themselves.
Online marketing guru, Tony Nash, CEO of Booktopia, described City Deals as "the best of its kind he had seen." It provides a great way to showcase a range of businesses and what's on offer in the City and as such, is effective in helping build and create a stronger

sense of 'destination' to draw people to the City Centre. Many people making the choice to come to the City Centre, or to Mackay now look online and can easily see a vibrant range of business with a wide range of goods and services, available in the City.

QR Codes

January sees the introduction of not one, but two, new Quick Response (QR) Codes for the City Centre!
QR codes have been developed for users to scan with their smart phones and link them directly to mackaycitycentre.com.au features. When scanned on a smart phone, first QR code will take users to the Mackay City Centre website (Homepage). A second QR code has been developed to take users directly to the City Deals page. Both QR codes are iPad compatible. A QR Code Scanner can be downloaded from the Apple App Store or Android Market.

Win a $1,000 Summer Spending Spree

Residents are encouraged to subscribe to City Deals Club on mackaycitycentre.com.au and go into the draw to win a $1,000 shopping spree in the Mackay City Centre.

To be eligible for the $1,000 summer spend, entrants need to subscribe to City Deals Club.

City Deals Club is a new feature to the Mackay City Centre website allowing users to stay up-to-date with the city's best deals. Currently City Deals has over 1000 customers subscribed, and is growing quickly. The Customer Database feature was only introduced in late August in time for an October campaign and offers a cost effective means to reach out to consumers.

Consultation

There has been consultation with Community Services Program Managers.

Resource Implications

Nil.

Conclusion

All programs are performing well for this stage of the year and meeting operational plan goals.

Director's Recommendation

THAT this report be received.

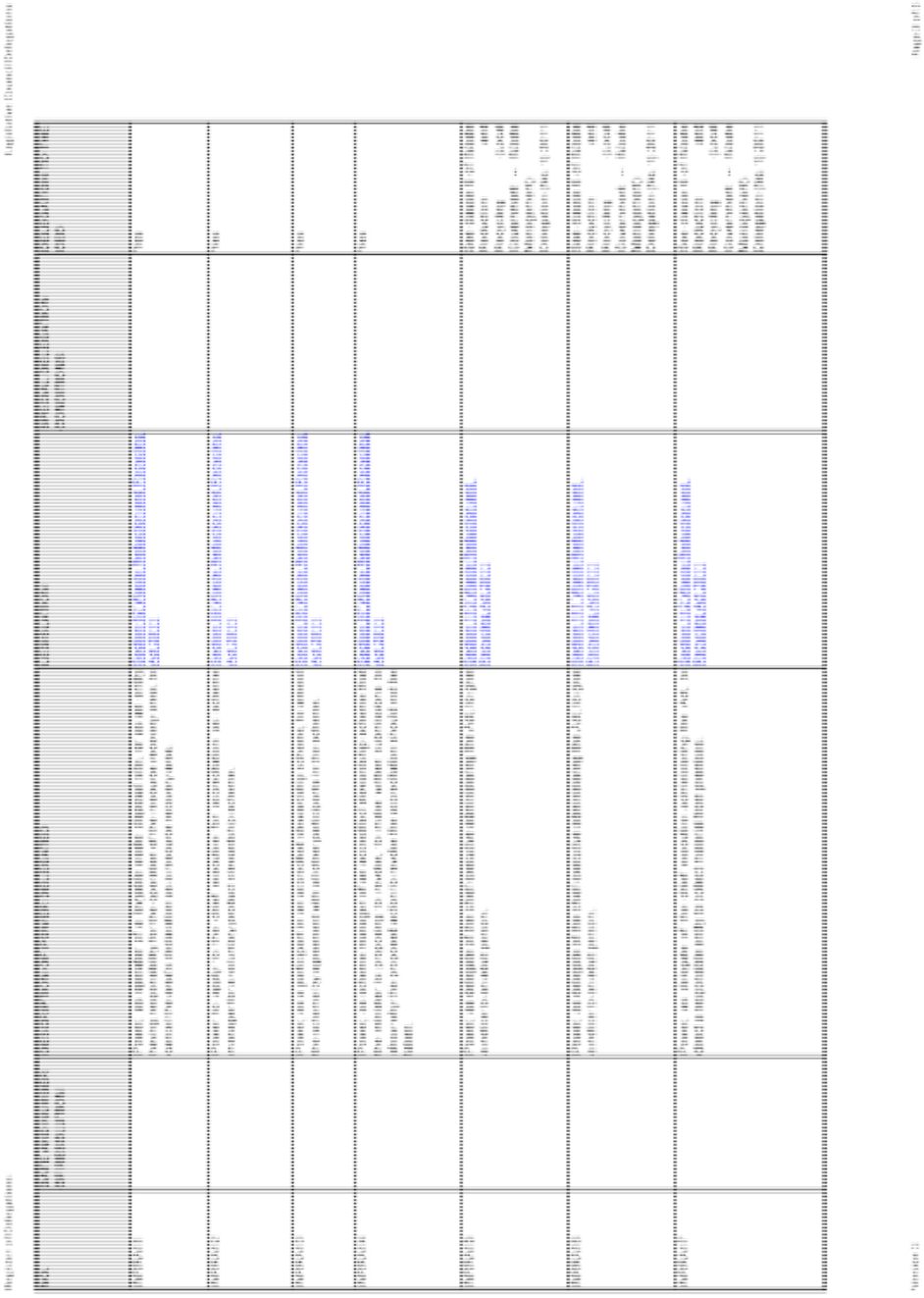

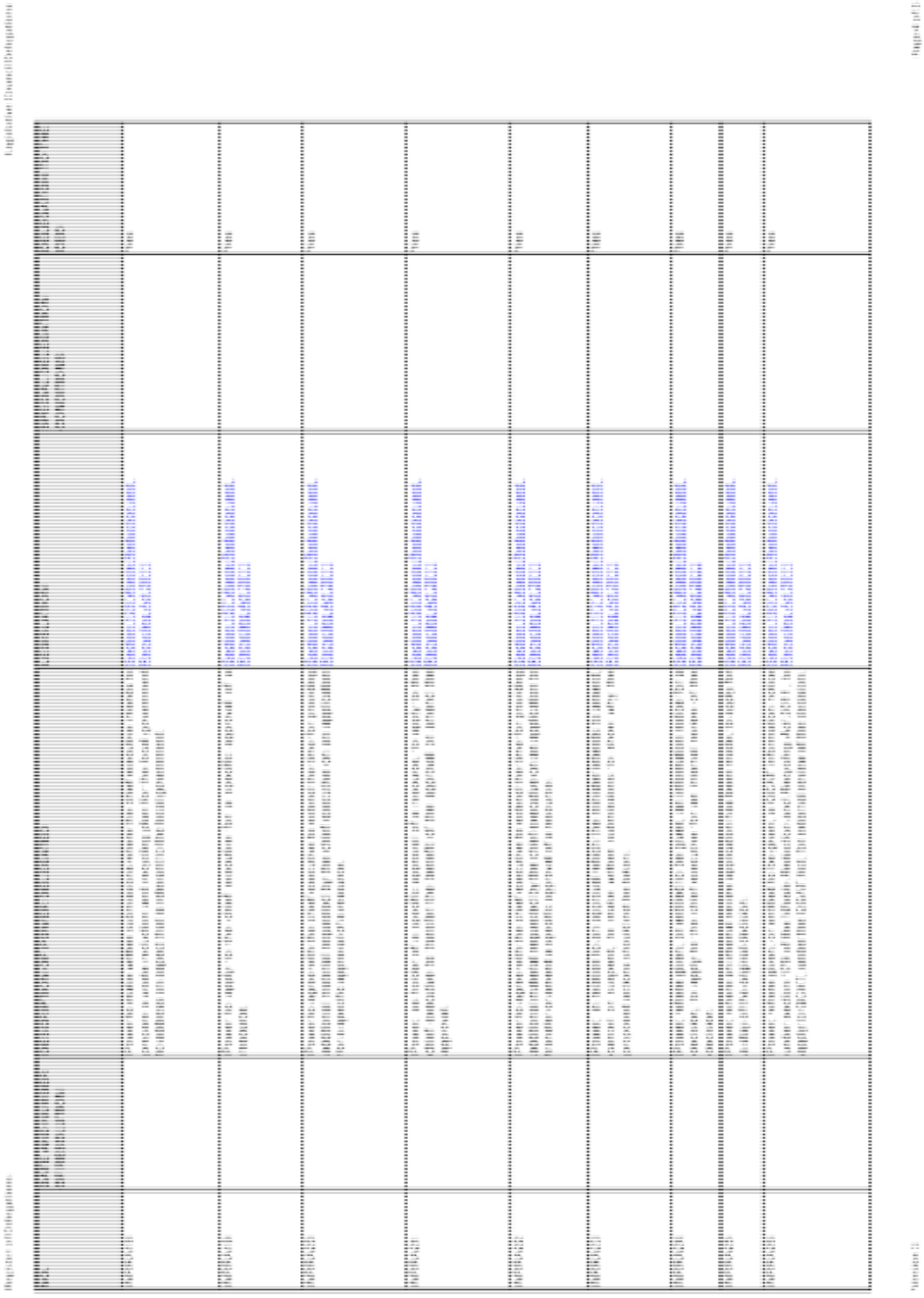

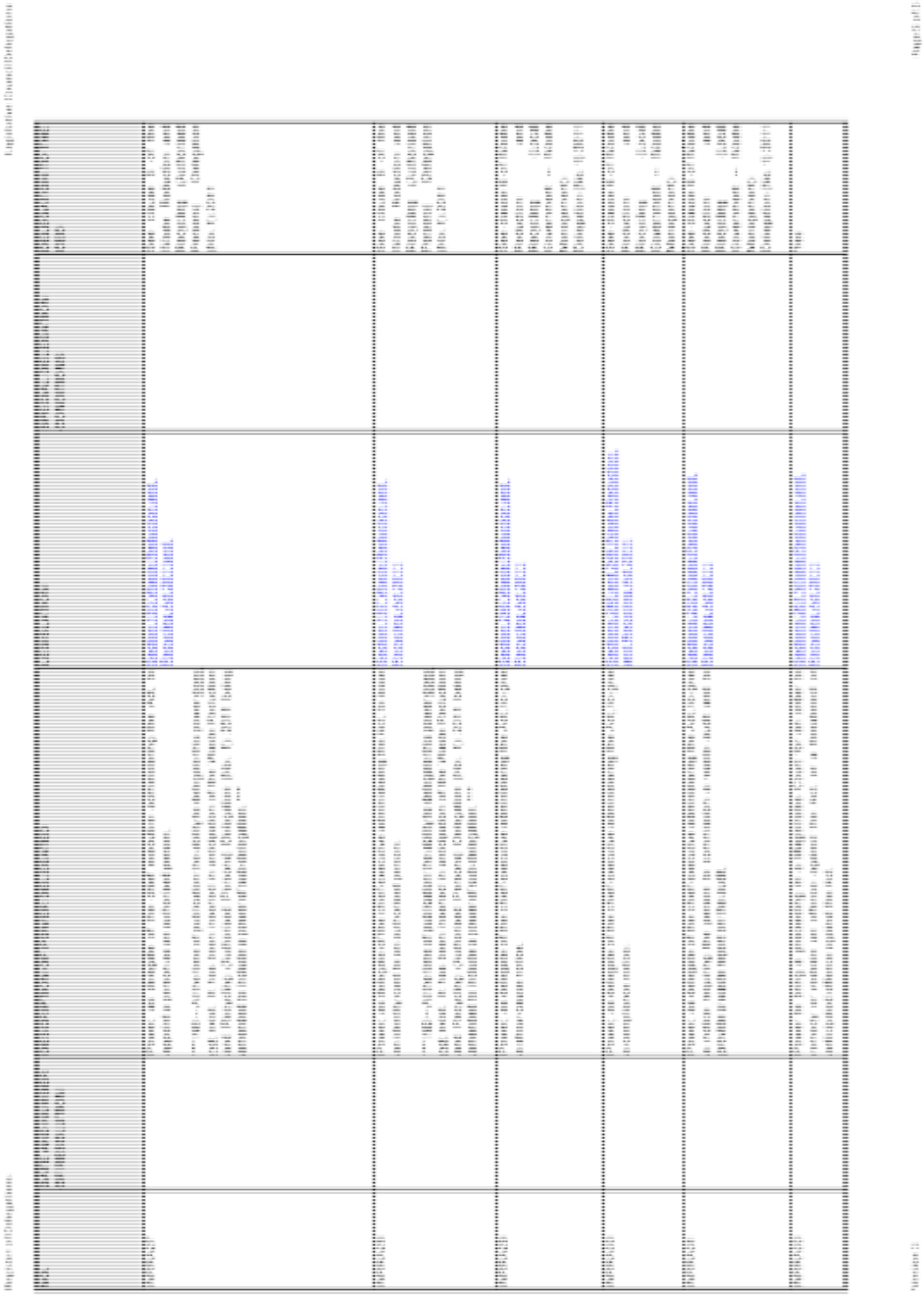

Department of Environment and Natural Resources

Waste Reduction and Recycling Act 2011

Waste Reduction and Recycling (Authorised Persons) Delegation (No. 1) 2011

1 Citation

This delegation may be cited as the *Waste Reduction and Recycling (Authorised Persons) Delegation (No. 1) 2011*.

2 Definitions

For the purposes of this delegation—

Act means the *Waste Reduction and Recycling Act 2011* and includes all subordinate legislation made under that Act.

chief executive means the chief executive under the Act.

3 Commencement

This delegation shall commence on the day it is executed.

4 Power to Delegate

This delegation is made under section 263(1)(b) of the Act.

5 Powers Delegated

The chief executive under the Act delegates to each and every Local Government in Queensland the power:

(a) to appoint an authorised person pursuant to section 183 of the Act; and

(b) to issue an identity card to each authorised person pursuant to section 187 of the Act;

6 Limitations

The delegated powers of the chief executive specified in paragraph 5 above are subject always to the limitation that an authorised person, as appointed by the local government, can only exercise those powers in relation to:

(a) Chapter 5: Parts 1, 2 and Part 3, Divisions 1 and 2 of the Act;

7 Entire Document

This delegation is comprised of two (2) pages.

8 Delegation

This delegation is made by James Reeves, Director-General, Department of Environment and Resource Management.

Certified correct for signature

.....
Director,
Legal Services

24 / 11 /2011

Signed: .....
James Reeves
Director-General,
Department of Environment and Resource Management

Date: 28 / 11 / 2011

Department of Environment and Natural Resources

Waste Reduction and Recycling Act 2011

Waste Reduction and Recycling (Local Government – Waste Management) Delegation (No. 1) 2011

1 Citation

This delegation may be cited as the *Waste Reduction and Recycling (Waste Management) Delegation (No. 1) 2011*.

2 Definitions

For the purposes of this delegation—

Act means the *Waste Reduction and Recycling Act 2011* and includes all subordinate legislation made under that Act.

chief executive means the chief executive under the Act.

3 Commencement

This delegation shall commence on the day it is executed.

4 Power to Delegate

This delegation is made under section 263(1)(b) of the Act.

This delegation permits the subdelegation of a power to an appropriately qualified entity.

5 Powers Delegated

The chief executive delegates to each and every Local Government in Queensland the powers of the chief executive under each of the following sections of the Act:

(a) Section 110 Advice to chief executive about placing or attaching documents;

(b) Section 111 Advice to chief executive about delivering or distributing advertising material;

(c) Section 112 Avoiding accumulations of waste;

(d) Section 246 Giving show cause notice;

(e) Section 248 Giving compliance notice;

(f) Section 249 Restriction on giving compliance notice; and

(g) Section 253 When waste audit required.

6 Limitations

The delegated powers of the chief executive specified in paragraph 5 above are subject always to the limitation that, a Local Government, or an appropriately qualified entity as appointed by the Local Government (and as defined in the Act) can only exercise:

(a) the powers referred to in sections 110, 111 and 112 of the Act as they relate to Chapter 5: Part 1, Part 2 and Part 3, Divisions 1 and 2 of the Act; and

(b) the powers referred to in sections 246, 248 and 249 of the Act as they relate to sections 103(1), 104(1), 107(1), 108, 109(1) or (2), and 112(2) of the Act; and

(c) the power referred to in section 253 of the Act as it relates to section 104 of the Act.

7 Entire Document

This delegation is comprised of two (2) pages.

8 Delegation

This delegation is made by James Reeves, Director-General, Department of Environment and Resource Management.

Certified correct for signature

.....
Director,
Legal Services

24/11/2011

Signed: .....
James Reeves
Director-General,
Department of Environment and Resource Management

Date : 28 / 11 / 2011

Mackay REGIONAL COUNCIL

ANNUAL REPORT 2010-2011

ANNUAL REPORT 2010-2011

Mackay REGIONAL COUNCIL

WELCOME

Mackay Regional Council acknowledges the Yuibera People as the traditional custodians of this land.

Mackay Regional Council's 2010-2011 Annual Report provides a comprehensive account of council's performance from July 1, 2010 to June 30, 2011. Mackay Regional Council's Corporate Plan 2009-2014 is the highest order document within council and, as such, directs and informs all other plans, activities, budgets and policies of council.

Mackay Regional Council's 2010-2011 Annual Report provides an update on the highlights and achievements emanating from this report, addresses the minor setbacks experienced throughout the year and also identifies the future challenges that lie ahead for our region.

The information in this report demonstrates accountability to stakeholders, who include residents and ratepayers, staff, councillors, investors, community groups, government departments and other interested parties.

COPIES OF THE ANNUAL REPORT

Copies of the 2009-2014 Corporate Plan, this Annual Report and council's financial statements are available free of charge electronically on council's website at www.mackay.qld.gov.au.

FEEDBACK

Mackay Regional Council aims to make this Annual Report transparent and easy to read. Council welcomes your feedback and suggestions for improvement. If you have comments you wish to share, please direct them to council's corporate communications department by phoning 1300 MACKAY (622 529) or email council@mackay.qld.gov.au.

THE MACKAY REGION:
PROSPEROUS, SUSTAINABLE AND VIBRANT.

IS TO DELIVER THE VISION FOR THE MACKAY REGION IN PARTNERSHIP WITH OUR COMMUNITY AND TO STRIVE FOR EXCELLENCE IN PLANNING, DELIVERING AND MANAGING COMMUNITY SERVICES AND FACILITIES.

INTRODUCTION PAGE 2
a word from our Mayor and CEO
fast facts

HIGHLIGHTS FOR 2010-2011 PAGE 8
outstanding achievements

CORPORATE STRUCTURE PAGE 15
elected representatives
corporate structure
our values
our organisation
our volunteers
corporate governance

COMMUNITY FINANCIAL REPORT PAGE 29
statement of comprehensive income
statement of financial position
statement of changes in equity
statement of cash flow
funding agreements

MEETING OUR CORPORATE PLAN OBJECTIVES PAGE 38
communication links in the community
our corporate plan objectives
community and lifestyle
economic development
environmental sustainability
strategic planning
engineering services
mackay water and waste services
organisational excellence and governance

DEPARTMENTAL SNAPSHOTS PAGE 61
corporate services
community services
engineering services
development services
mackay water and waste services

POLICIES, REGISTERS AND ALLOWANCES PAGE 72

REPRESENTATIVE COMMITTEES PAGE 80

MACKAY WATER SERVICES ANNUAL PERFORMANCE REPORT PAGE 84

A WORD FROM OUR MAYOR

I am extremely proud of what we have achieved in 2010-2011, delivering a wide range of projects that benefited the entire community.

The Mackay region is a vibrant and thriving region that is growing at an annual rate of 2.9 per cent. To cater for the needs of our growing community council is planning and investing in services and infrastructure that meet the needs of our growing community.

During the 2010-2011 year council invested over $150 million on capital works projects throughout the region; including road alignments and drainage installation, the completion of the Nebo Road Water Treatment Plant and the upgrade of five sewerage pump stations to service our growing community.

Council managed to complete these projects and focus on 'rebuilding our road' network, damaged by the ongoing wet weather, which is a great credit to them.

To continue to manage growth sustainably, council has commenced the development of a new Planning Scheme for the Mackay region, the Mackay Region 200k Planning Scheme. This scheme will replace the three existing planning schemes and provide a uniform control system that will coordinate growth over the next two decades. As the planning scheme progresses council will be seeking input from the community and I encourage everyone to have their say to ensure that their requirements are being met.

Keeping the region's green house gas emissions down and providing healthy and active environments were another key focus of council during 2010-2011. Council forged a partnership with a number of sporting organisations to stage the first ever Sports Expo and Sign On day encouraging residents to live an active life.

Our Open Space, Sports and Recreation Strategy was released during the year, which helps shape the future infrastructure needs of our sporting and recreational community.

The introduction of sustainable initiatives like the community car pooling website and the ecoMackay website that offers sustainable living tips, will see our energy consumption and co^2 levels continue to decrease ensuring that our waterways and rainforests are around for future generations to enjoy.

I am extremely proud of what we have achieved in 2010-2011, delivering a wide range of projects that benefited the entire community. Planning for our future growth will continue to be a priority for myself and my fellow councillors to ensure that we maintain a prosperous, sustainable and vibrant region.

A WORD FROM OUR CEO

2010-2011 has been a satisfying year for us as an organisation. Staff's attitude, commitment and skill has allowed us to be innovators and lead the way, help those in need and deliver vital services to our growing community.

With residents and businesses across Australia feeling the pressure of increases in the cost of living and operating costs, council undertook a service level review and reshaped its 10 year Long Term Financial Plan.

Reprioritisation of council's capital works program coupled with operational efficiencies has enabled council to keep rate increases low and deliver modest rate rises in the future, helping to protect the financial security of our region.

With sound experience in disaster management and recovery, council was able to provide assistance to our fellow neighbours, Rockhampton and Emerald during the 2011 floods and take part in the biggest road rebuilding project in Mackay.

Over 1000 roads across the region were damaged by the ongoing wet weather and staff knowing the importance of safety and keeping our region moving were quick to put their hands up and begin the mammoth task of transforming our road network. Up until July 2011, hundreds of roads throughout the region have undergone restoration works and culvert repairs.

As you can see safety is at the forefront of our organisation. Council implemented a new Workplace Health and Safety Management System 'SafePlan' in February 2011 which has had outstanding results. Council has reduced days lost to injury claims by 67 per cent and monthly action plans were distributed to staff encouraging them to ***Think Safe, Stay Safe***. This is not only being utilized in their workplace but in their day-to -day living, ensuring that we have a safe region for all.

I would like to thank staff and councillors for their dedication to improving and making our region safe and I look forward to Mackay Regional Council continuing to be the leader in the delivery of services and facilities to the community.

4

MACKAY REGIONAL COUNCIL ANNUAL REPORT 2010-2011

FAST FACTS: OUR REGION'S PROFILE:

POPULATION: 118,842 PEOPLE

2.9% ANNUAL GROWTH RATE (2005-2010)

AREA: 7261 SQUARE KILOMETRES

47,466 RATEABLE PROPERTIES

GROSS REGIONAL PRODUCT: $5.1 BILLION
(UP 13.3% FROM 2008-2009)

17°C TO 26.7°C AVERAGE DAILY TEMPERATURE

OVER 30 DIFFERENT NATIONALITIES

A WORLD CLASS MARINA

31 UNSPOILT COASTAL BEACHES

PRISTINE RAINFOREST HINTERLAND

A PICTURESQUE BLUE RIVER

IN 2010-2011 MACKAY REGIONAL COUNCIL:

HAD A BUDGET OF **$417.3M** EXCLUDING DEPRECIATION

$2.5 BILLION IN ASSETS

MANAGED **1000 KILOMETRES** OF WATER MAINS

805 KILOMETRES OF SEWER MAINS

2420 KILOMETRES OF ROADS

16 KILOMETRES OF BIKEWAYS

AND 210 KILOMETRES OF FOOTPATHS

MAINTAINED 550 HECTARES OF PARKS

AND 1314 HECTARES OF RESERVES

RECYCLED 5,494 TONNES OF WASTE

MANAGED FIVE LIBRARIES

AND ONE MOBILE LIBRARY

OPERATED FOUR PUBLIC SWIMMING POOLS

AND THE THREE TIERED BLUEWATER LAGOON

OFFERED RESIDENTS CULTURAL EXPERIENCES
MACKAY ENTERTAINMENT AND CONVENTION CENTRE, ARTSPACE MACKAY,
MACKAY REGIONAL BOTANIC GARDENS AND THE ORCHID HOUSE.

HISTORICAL EXPERIENCES
THROUGH THE GREENMOUNT HOMESTEAD, THE PIONEER VALLEY MUSEUM,
THE SARINA DISTRICT HISTORICAL CENTRE AND THE SARINA SUGAR SHED

AND MANAGED 9 CEMETERIES.

2010-2011 HIGHLIGHTS

REBUILDING OUR ROADS

Council is focused on "Rebuilding our road network" damaged by the ongoing wet weather. Work has commenced to repair and restore over 1000 roads across our region.

The Federal-Queensland Government Natural Disaster Relief and Recovery Arrangements approved an initial $106 million in the wake of Cyclone Ului to assist with the repairs.

DELIVERING VITAL COMMUNITY INFRASTRUCTURE

Council is committed to providing community facilities and infrastructure that meets the needs of our growing community.

Over $26 million has been spent upgrading the Nebo Road Water Treatment Plant to a 75 Mega Litre per day capacity to service the Mackay community for the next 10 years. Five sewerage pump stations have also been upgraded and the second stage of the Mackay to Sarina pipeline project, and the South Mackay Trunk Main has been completed and will cater for the ongoing industrial and commercial development in the Paget area.

STATE OF THE ART ALL-ABILITIES PLAYGROUND

Mackay is one of only 16 Queensland cities that has a state-of-the-art playground that is suitable for children of all abilities.

The $400,000 project, jointly funded by Mackay Regional Council and the Department of Communities enables children of all abilities to enjoy and experience all that the parkland has to offer. More than 150 local residents participated in the design of the playground which includes a maze and lookout, sensory plantings and interactive panels. The all abilities playground was officially opened by Minister for Disability Services Annastacia Palaszczuk, Local MP Tim Mulherin and Community Services and Facilities portfolio councillor Karen May in August 2010.

6.2% REDUCTION IN GREEN HOUSE GAS EMISSIONS

Council remains committed to a sustainable future, reducing council's green house gas emissions by 2113 tonnes in 2010-2011.

This was achieved by introducing a number of sustainable practices including the installation of dual flush toilets and water timers in the administration building, a mandate of 80 per cent recycled printing paper in all council buildings, incandescent light fittings and bulbs in the Mackay Entertainment and Convention Centre and the development of the ecoMackay website. We are continuing to monitor and investigate ways to tackle climate change and reduce our green house gas emissions to protect our region for future generations to enjoy.

a reduction of
2113 TONNES
of greenhouse gas

BUDGET SAVINGS

A key focus in 2010-2011 was the review of our 10 year Long Term Financial Plan, the blueprint of council's estimated future financial position, to improve efficiencies and deliver modest rate rises over the next decade.

Operational efficiencies coupled with a reprioritisation of council's capital works program enabled us to keep rate increases well under five percent in the 2011-2012 budget and to deliver modest rate rises in the future.

PLANNING FOR FUTURE GROWTH

Over 200,000 people are expected to reside in Mackay by 2031. To manage growth sustainably, we have commenced the development of a new Planning Scheme for the Mackay region, the Mackay Region 200k Planning Scheme. This scheme will replace the three existing planning schemes and provide a uniform control system that will coordinate growth over the next two decades.

67% REDUCTION IN DAYS LOST DUE TO INJURIES

An increase in total statutory claims, lost time claims and days lost due to injury in 2009-2010 resulted in a review of our safety management system. Council implemented the Workplace Health and Safety Management System, 'SafePlan' in February 2011. The system contains safety information and monthly action plans that are distributed to all work sections and monitored to ascertain the degree of success of compliance. From 2009 to 2011 council has reduced their days lost to injury claims by 67 per cent.

OUTSTANDING ACHIEVEMENTS

In 2010-2011 council and its staff received widespread recognition for their efforts to improve community life in the Mackay region, with individuals and initiatives receiving state, national and international awards, which included:

WINNER OF THE 2010 PLANNING INSTITUTE OF AUSTRALIA (QLD) AWARD

EXCELLENCE IN SMALL AND LOCAL COMMUNITIES MACKAY LOCAL AREA PLANNING PROJECT

A commitment to sound planning outcomes through a consultative process resulted in Mackay Regional Council being recognised by the Planning Institute of Australia. Council's Mackay Local Area Planning Project received a Queensland Award for Excellence in Small and Local communities. The PIA awards recognise individuals, companies, community groups and public sector agencies for their innovation, leadership and excellence in the Queensland planning profession.



WINNER OF THE 2010 NATIONAL HEART FOUNDATION LOCAL GOVERNMENT AWARD

THE MACKAY BLUEWATER TRAIL

The Mackay Bluewater Trail, a shared pedestrian and bicycle pathway around the city that links local recreational facilities was named the 2010 National Heart Foundation winner for its commitment to promote physical activity and provide a sustainable pedestrian and cyclist friendly activity.

WINNER OF THE 2010 MUSEUMS AUSTRALIA PUBLICATION DESIGN AWARDS

MAJOR EXHIBITION CATALOGUE
ARTSPACE MACKAY
RECYCLED LIBRARY: ALTERED BOOKS

Recycled Library: Altered Books was produced by eight Artspace Mackay staff and focused on Mackay Regional Council's collection of artists' books. 17 artists are featured in the book including well known artists such as Marion Borgelt, Simryn Gill, Julie Gough, Archie Moore, Glen Skien and Hossein Valamanesh. The Museums Australia Multimedia and Public Design Awards (MAPDA) celebrate excellence in design and communication in the museum and collections sector across Australasia.

Image: **Glen SKIEN** *I'm coming back for my wings I* (detail) 2009. Book and collage. Mackay Regional Council Collection, Artspace Mackay

WINNER OF THE NATIONAL AWARDS FOR LOCAL GOVERNMENT ASSET AND FINANCIAL MANAGEMENT

THE CAIRNS, TOWNSVILLE, MACKAY (CTM) WATER ALLIANCE

Mackay is a partner of the CTM Water Alliance, which won the National Award for Asset and Financial Management for their work in conjunction with the Queensland Treasury Corporation (QTC) on a Long Term Water Pricing and Financial Sustainability Model. The model has been designed to assist Queensland Local Governments incorporate total cost into pricing water and wastewater services together with the preparation of financial forecasts.

AUSTRALIAN LOCAL GOVERNMENT WOMEN'S ASSOCIATION 50:50 VISION - BRONZE AWARD -

COUNCILS FOR GENDER EQUITY PROGRAM

Mackay Regional Council was recognised nationally for creating equality and diversity in the workplace. Council was awarded a bronze award by the Australian Local Government Women's Association 50:50 Vision for reflecting the diversity of the region we serve.

YOUNG ENGINEER OF THE YEAR WATER SERVICES EXECUTIVE MANAGER - DAVID BROOKER -

INSTITUTE OF PUBLIC WORKS ENGINEERING AUSTRALIA QUEENSLAND (IPWEAQ) AWARDS 2010

Executive Manager of Water Services David Brooker was named "Young Engineer of the Year" for his academic excellence, professional experience, leadership and community service. The Institute of Public Works is a professional organisation providing advocacy for those involved in delivering public works and engineering services to the community.

YOUNG MANAGER OF THE YEAR DIRECTOR OF COMMUNITY SERVICES - GERARD CARLYON -

LOCAL GOVERNMENT MANAGERS ASSOCIATION (LGMA) AWARDS 2011

Gerard Carlyon has worked more than 12 years in a variety of State Government areas and two years at Mackay Regional Council and attributes his accolade, LGMA Young Manager of the Year award to the ongoing commitment of staff, the Chief Executive Officer and councillors. The LGMA Young Manager of the Year Award recognises individuals who have demonstrated visionary leadership, innovation and made outstanding contributions in Local Government.

NATIONAL ASSOCIATION OF TESTING AUTHORITIES (NATA) ACCREDITATION

MACKAY REGIONAL COUNCIL WATER AND WASTE SERVICES LABORATORY

Council's water and waste services laboratory has received NATA accreditation for the laboratory's capabilities to perform specific types of testing, inspection and calibration. NATA accreditation is of a great benefit to the lab, the water and waste services department and the community as it provides a benchmark for performance through an independent evaluation.

CORPORATE STRUCTURE

> ELECTED REPRESENTATIVES

COL MENG MAYOR

PHONE: (07) 4961 9455 EMAIL: COL.MENG@MACKAY.QLD.GOV.AU

The first Mayor of Mackay Regional Council, Cr Meng was elected to the position on March 15, 2008. He successfully operated his own mechanical and tyre business for 33 years before selling to his employees in 2007.

Col has resided most of his life in Mackay, except for four years when he lived in the Northern Territory and aims to achieve better master planning for residential and industrial areas to ensure that the necessary infrastructure is in place to meet the needs of our growing community. He is the chair of the Local Disaster Management Group and a member of council's Audit Committee, Mackay Whitsunday Regional Economic Development Corporation and Regional Roads Group.

A life member of Life Education and a long serving Rotarian, Cr Meng was a past chair of the Mackay Chamber of Commerce and the Area Consultative Committee.

DARRYL CAMILLERI
DEPUTY MAYOR, FINANCE AND TECHNOLOGY

MOBILE: 0408 151 031 EMAIL: DARRYL.CAMILLERI@MACKAY.QLD.GOV.AU

Cr Camilleri, a chartered accountant, is in his first term of council. He was appointed Deputy Mayor and is chair of council's Audit Committee and Smart Housing Working Group.

He is a member of the Mackay Whitsunday Regional Economic Development Corporation (MWREDC) and former chair of Mackay Chamber of Commerce and Mackay and District Health Council. He is currently a board member of Regional Development Australia and is committed to good governance and financial sustainability.

CR WENDY CAMERON RURAL AND COMMUNITIES

MOBILE: 0458 226 801 EMAIL: WENDY.CAMERON@MACKAY.QLD.GOV.AU

Cr Cameron was elected to council in 2008. A former secondary school teacher, she is committed to building better communities and delivering services across the rural and urban area.

Cr Cameron is chair of the Rural Affairs Advisory Committee, Heritage Advisory Committee and Sarina Community Development Committee. Cr Cameron regularly attends progress association meetings and travels to many parts of the regional council area to identify priority issues.

CR KEVIN CASEY ROADS AND INFRASTRUCTURE

MOBILE: 0417 168 730 EMAIL: KEVIN.CASEY@MACKAY.QLD.GOV.AU

This is Cr Casey's second term in council. He has a background in small business and is an active member of sporting, cultural and church groups.

He is the portfolio councillor for Roads and Infrastructure and is chair of Traffic Advisory Committee and acting chair of the Pioneer River Improvement Trust. Delivering better roads and improved maintenance of the region's road network are priorities for Cr Casey.

CR DEIRDRE COMERFORD WATER AND WASTEWATER

MOBILE: 0419 028 016 EMAIL: DEIRDRE.COMERFORD@MACKAY.QLD.GOV.AU

Serving her 14th year in Local Government, Cr Comerford holds the Water and Wastewater Services portfolio. She is chair of Cairns Townsville Mackay (CTM) Water Alliance, a member of Regional Water Supply Strategy Committees, council's Audit Committee, City Focus Advisory Committee and Sustainable Futures Committee.

Cr Comerford is a life member of Mackay Tourism Ltd and is a passionate advocate of meaningful community engagement in decision-making and the capacity of communities to address local issues.

CR DIANE HATFIELD PLANNING AND DEVELOPMENT

MOBILE: 0417 790 812 EMAIL: DIANE.HATFIELD@MACKAY.QLD.GOV.AU

With a strong background in small business, Cr Hatfield is serving her first term on council. She is the Planning and Development portfolio councillor with a focus on sustainable development. Cr Hatfield is chair of the Development Industry Forum, the NQBP Port of Mackay Community Reference Group and a member of both the Smart Housing Working Group and the Public Community Transport Advisory Committee.

Cr Hatfield is a patron of the Mackay Choral Society and a member of the Port of Mackay Rotary Club.

CR KAREN MAY COMMUNITY SERVICES AND FACILITIES

MOBILE: 0419 669 134 EMAIL: KAREN.MAY@MACKAY.QLD.GOV.AU

Cr May holds the portfolio of Community Services and Facilities. Cr May boasts over 11 years Local Government experience, including Mayor of Sarina Shire Council, prior to amalgamation.

Cr May is chair of council's Multicultural Advisory Committee, the Regional Arts Development Fund, Equity and Access Advisory Committee, Public and Community Transport Committee and the Grants Committee. Cr May holds positions on various other community committees and is a patron of Sarina and District Historical Centre, Mackay City Band and the Kucom Theatre.

CR DAVID PERKINS TOURISM AND ECONOMIC DEVELOPMENT

MOBILE: 0418 776 799 EMAIL: DAVID.PERKINS@MACKAY.QLD.GOV.AU

Cr Perkins has more than 40 years experience in the media industry and is a passionate supporter of tourism and economic growth in the Mackay region.

He is a committee member of Mackay Tourism Limited. He chairs the City Focus, Mackay-Matsuura Sister City, Sarina Sugar Shed and Field of Dreams Advisory Committees. Cr Perkins also chairs the City Safe, Coal to Coast and River Rock to Mountain Top Festival committees.

CR PAUL STEINDL HEALTH, SPORT AND RECREATION

MOBILE: 0403 266 216 EMAIL: PAUL.STEINDL@MACKAY.QLD.GOV.AU

Cr Steindl is a board member of the North Queensland Sports Foundation. In his third term of council, Cr Steindl has been instrumental in the development of the Master Plan for the Brewers Park Sporting Precinct, the Sports Expo and Sign On Day in Mackay and delivering the North Queensland Games to Mackay.

Chair of the Brewers Park Sports Committee, he is also a member of the Mackay Stadium Committee, Mackay-Matsuura Sister Committee and the Mackay Physical Activity Reference Group.

CR GREG THOMSEN WASTE SERVICES

MOBILE: 0408 076 470 EMAIL: GREG.THOMSEN@MACKAY.QLD.GOV.AU

This is Cr Thomsen's third term in Local Government. He is the Chairman of Pioneer Employment Service and the TriQ/ChansesR recycling organisation, current President of the Queensland Council of Unions Mackay and Secretary for the AMWU District Committee.

He is committed to recycling and better waste management. Cr Thomsen is the chair of the Local Authority Waste Management Advisory Committee and is a member of council's Sustainable Futures Advisory Committee.

CR GEORGE CHRISTENSEN PARKS AND NATURAL ENVIRONMENT MARCH 1, 2010 – SEPTEMBER 7, 2010

Cr George Christensen resigned from council on September 7, 2010 after being appointed Federal Member for Dawson. In a by-election in November 2010, Ross Walker was appointed portfolio councillor for Parks, Natural Environment, Sustainability.

CR ROSS WALKER PARKS, NATURAL ENVIRONMENT, SUSTAINABILITY

MOBILE: 0429 615 711 EMAIL: ROSS.WALKER@MACKAY.QLD.GOV.AU

Cr Walker has extensive experience in small and rural business and was the chair of several agri-business companies. With a farming background Cr Walker understands the importance of and is committed to delivering sustainable environmental outcomes.

He is chair of the Natural Environment Advisory Committee, the Natural Environment Working Group and is a member of the Sustainable Futures Advisory Committee, the Rural Affairs Advisory Committee, the Pioneer Catchment and Landcare Group and is a long serving Rotarian.

> MACKAY REGIONAL COUNCIL'S CORPORATE STRUCTURE

> OUR VALUES

Council is responsible for meeting tangible outcomes that are achieved in an appropriate workplace culture and environment. In support of this, the organisation embraces the following guiding principles:

Recognising that service to our community is our reason for being.

Encouraging an innovative and professional customer service focus.

INTEGRITY WITH ACCOUNTABILITY & RESPONSIBILITY >

Acting in an honest, impartial and trustworthy manner and engendering a confidence both within our community and our organisations.

CUSTOMER SATISFACTION >

Respecting internal and external customers.

Developing services and service levels that meet customer expectations.

Monitoring service delivery.

Ensuring our actions serve the people of the Mackay region and their long-term interests.

VALUE >

Providing services and facilities that offer value for the community in terms of cost, quality and reliability and that are economically and ecologically sustainable.

TEAMWORK AND COLLABORATION >

Effective and efficient teamwork ensuring the principles of good governance are applied to achieve the best value outcomes for the community.

Providing genuine opportunities for informed community involvement in decision-making in a framework of local democracy.

> OUR ORGANISATION

RECRUITMENT AND SELECTION

More than 1000 people are employed at Mackay Regional Council. During the 2010-2011 financial year, human resources filled 335 positions and hired 212 new staff members.

A new strategy, the pool recruitment strategy was introduced to enable the pre-selection of identified positions in the outside workforce and in the administration area; seven new employees were recruited using this method.

AGE SPREAD OF EMPLOYEES
by headcount

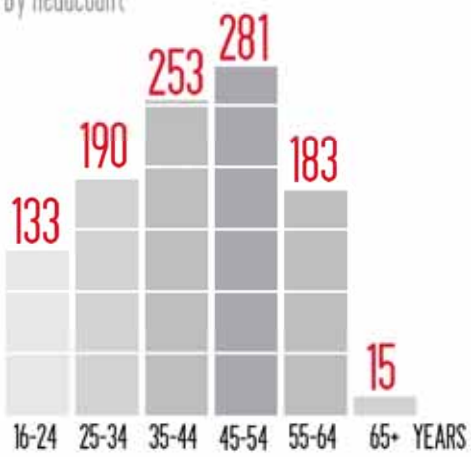

67% REDUCTION
IN DAYS LOST DUE TO INJURIES

TOTAL WORKERS COMPENSATION CLAIMS

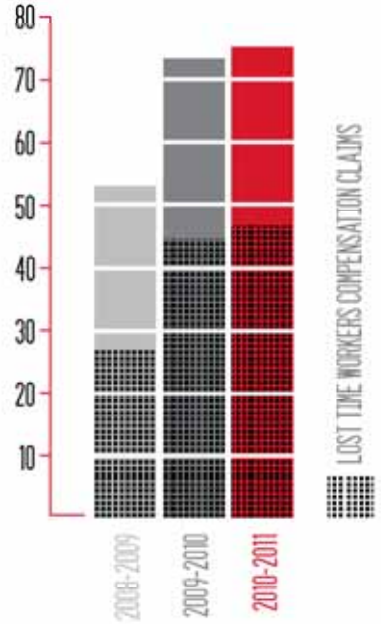

DAYS LOST DUE TO INJURY

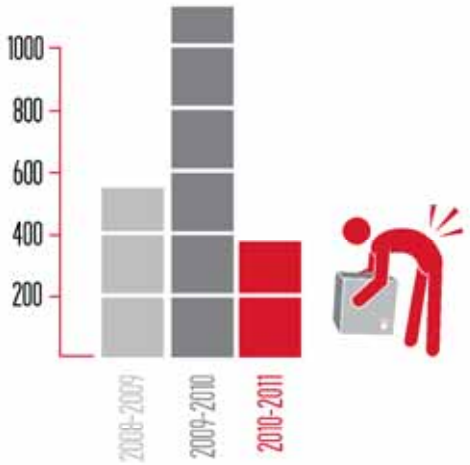

INCREASE IN TRAINEES AND APPRENTICES

Human Resources managed and coordinated more than 90 trainees and apprentices during 2010-2011, 20 more than the previous year.

	Started	Completed	Continued
Full Time Trainees	25	25	23
School Based Trainees	Nil	Nil	Nil
Existing Worker Trainees	17	5	57
Full Time Apprentices	4	1	10
Existing Worker Apprentices	Nil	1	Nil

Please note that 23 of the trainee completions relate to trainees whose commencement date was during the 2009-2010 financial year.

LEARNING AND DEVELOPMENT ACTIVITIES

Council sponsored and coordinated 5661 training attendances in the 2010-2011 year. The training activities/courses included induction and policy training, software training, mandatory training and personal or professional development training.

SIX STAFF RECEIVE SELF EDUCATION ASSISTANCE

Six new applicants were approved for Self Education Assistance during the 2010-2011 year, bringing the total to 23 employees who undertook study.

MENTORING PROGRAM

With a view to support and guide individuals currently working for the organisation, council's inaugural mentoring program was implemented to broaden employees' knowledge, leadership and skills within the Local Government sector. This program included structured training in August 2010 and March 2011 and workshops in the latter half of 2011.

20 STUDENTS

20 STUDENTS TAKE PART IN COUNCIL'S WORK EXPERIENCE PROGRAM

The 2010-2011 financial year saw council continue to support high school students from across the region. Through council's Work Experience program, over 20 school students were able to work with professionals in their chosen industry to 'watch, do and learn'.

RECOGNITION OF SERVICE AWARDS

Council acknowledges the efforts and contributions of staff who have given 25 years of service. These staff are a valuable asset to council and have made a significant contribution to the region and the community during their service.

STAFF WHO REACHED THE 25 YEAR MILESTONE THIS YEAR

Bente McDonald
Catherine Murphy
Patrick O'Riely
Laurie Warren
John Wilson

EMPLOYEE EXCELLENCE AWARDS

Each year council rewards and recognises individuals and teams who have excelled over the last 12 months. The staff award categories are: the Star Award, Outstanding New Comer, Innovation Award, Excellence in Customer Service Award and the Mayoral Perpetual Award.

STAR AWARD Service, teamwork, attitude & reliability

Winner: Charlie Ward (Civil Operations)
Runner up: Peter Leaver (Human Resources)

OUTSTANDING NEW COMER

Winner: Joanne Bettridge (Civil Operations & Projects)
Runner Up: Shane Green (Corporate Communications)

INNOVATION AWARD

Winner: Mark Goodman (Health and Regulatory)
Runner Up: Christine Lindsey (Human Resources)

EXCELLENCE IN CUSTOMER SERVICE

Winner: Michelle Cameron, Leeann Perschel and Kacoe Ensbey (Civil Operations)
Runner Up: Rose Steidl (Business Services)

MAYORAL PERPETUAL AWARD

Winner: Laurie Warren (Health and Regulatory)
Runner Up: Donna Langer (Information Services)

> OUR VOLUNTEERS

Volunteering is integral to our organisation and the community that we serve. Over 500 volunteers offer their commitment, support and experience to help deliver essential services to our community.

A big thank you goes out to the volunteers who generously give up their time to care and provide assistance to community members and visitors to Mackay. Volunteers help at the following facilities:

Artspace Mackay

Artspace Mackay volunteers help with the operation of Artspace and the Artspace Mackay Visitor Information Centre. Artspace Mackay is an award winning Regional Art Gallery that boasts an ever changing program of international and curated exhibitions.

Greenmount Homestead

Friends of Greenmount, is a non-profit group that supports and promotes the Greenmount Homestead. The Greenmount homestead is one of the oldest properties in the Mackay district and houses a collection of more than 200,000 historical items. Friends of Greenmount take tour groups through the homestead and assist with the conservation and indexing of the collection.

Libraries

In 2011, the Friends of Mackay Libraries celebrated 30 years of dedication and support to the libraries, with volunteers offering their time and assistance in re-shelving resources, delivering books via the Home Library Service to customers physically unable to visit the library, organising annual book sales, invigilating exams for distance education students and supporting Heritage Collections staff with various projects. Mackay Regional Council has five library branches and one mobile library serving an estimated population of over 118,000 people.

Mackay Entertainment and Convention Centre (MECC)

Friends of the MECC staff key areas of the Centre including door attending, front-of-house management, program selling and the collation of mail outs. The Mackay Entertainment and Convention Centre is the largest convention, banqueting and performing arts facility in the region.

Mackay Region Festival of Arts

Dozens of volunteers assist council with events including the Mackay Region Festival of Arts, River 2 Reef and Global Grooves. The volunteers assist with the sale of merchandise, help stage managers and are green room hosts.

Sarina Sugar Shed

Volunteers at the Sarina Sugar Shed provide a wide range of assistance to the tourist facility including tours of the facility and nearby sugar fields, manning the gift shop, cooking sugar cane products including gourmet sauces, liqueurs, fairy floss and lollies and assisting with the maintenance of the Shed. The Sarina Sugar Shed is Australia's only miniature sugar mill and distillery.

Mackay Regional Botanic Gardens

The Friends of the Gardens take part in guided walks and excursions, participate in 'on the ground' planting, weeding and watering programs at the Gardens and share a sense of accomplishment as they create green spaces for the whole community to enjoy.

Natural Environment Program

The Natural Environment Centre is a base for which members of the local community can take part in various environmental projects and initiatives which help to protect and restore the region's natural environment. The volunteer projects vary and include seed collection, propagation of indigenous plants, weed control and regular working bees.

Pioneer Valley Museum

Managed by the Friends of the Museum, the small but beautifully presented social history museum includes a large natural history section, the fossilised remains of a Diprotodon, indigenous artefacts, a collection of artefacts from Jack Williams of Eungella, a display on the sugar industry and a well used reading nook with many publications on the Valley. The Friends of the Museum provide regular tours, archive artefacts and carry out maintenance.

Sarina District Historical Centre

Friends of the Museum offer their time to teach visitors about the region's gold mining, sugar, coal and rail industries as well as the lost Phoenicians at the Sarina Historical Centre. The Centre is the former St Anne's Catholic Convent building built in 1923.

Mackay Historical Society and Museum

Friends of the Museum also man the Mackay Historical Society and Museum located at Casey Avenue. The volunteers educate visitors about the history of Mackay and the Pioneer Valley.



RIGHT TO INFORMATION

Requests for information under the Right to Information Act 2009 (RTI) must be made on the required form (available on council's website or by contacting council on 1300 MACKAY).

During the period July1, 2010 to June 30, 2011 council received 21 RTI applications. A total of 2578 pages were considered and 2358 pages (91.5%) were released in full. 220 pages contained information which was determined to be contrary to the public interest and in accordance with the provisions of the Right to Information Act, 181 pages were released in part and 39 pages were refused.

INFORMATION RELEASED UNDER RTI

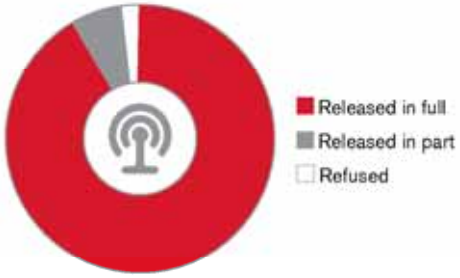

> CORPORATE GOVERNANCE

Corporate Governance refers to the rules, processes and behaviours that affect the way in which power or authority is exercised. Good governance is about being accountable, participatory, transparent, effective and efficient and following the rule of law. The corporate governance framework is there to encourage the efficient use of resources and to align as close as possible the interests of individuals, the organisation and the community.

CODE OF CONDUCT

Council's code of conduct is designed to encourage high standards of official conduct and encourages effective disciplinary action if staff members behave unethically. The code describes appropriate behaviour towards colleagues, supervisors, councillors and the public. In order to avoid potential conflict, it is highly desirable that there be mutual agreement about appropriate behaviour in each of these relationships.

AUDIT COMMITTEE

Council maintained an Audit Committee and an internal audit function during the reporting period. The Audit Committee met five times during the reporting period to consider reports presented by internal and external auditors.

OUR COMMITMENT TO CONSULTATION AND PARTICIPATION

Mackay Regional Council has clear Community Engagement Guidelines to ensure that as many people as possible who are potentially affected by council's actions have the opportunity to be consulted about their needs and concerns prior to decisions being made.

DELEGATION REGISTER CHANGES

Council's delegation register, which records the delegated levels of authority and instruments of authority held by all council officers, is regularly updated. The current delegations have provided council with the ability to conduct its day-to-day operations in a more efficient and effective manner.

EQUAL EMPLOYMENT OPPORTUNITY

Council's Equal Employment Opportunity (EEO) annual plan states all staff members have an equal opportunity to increase their skills to meet work demands, attend training courses, act in higher duties and apply for available positions.

This policy aims to ensure fair practices are conducted in the workplace, management decisions are made without bias, respect is shown for the social and cultural backgrounds of all staff and customers and the workforce reflects the diversity of the region it serves.

This will also serve to improve productivity by guaranteeing that the best person is recruited and/or promoted, skilled staff are retained, training and development are linked to the needs of employees and customers and the workplace is efficient and free of harassment and discrimination.

MANAGED BUSINESS UNITS

Council operated a number of business enterprises on a commercial and semi-commercial basis during the financial year. Those enterprises were: Mackay Water (Type 2 business), Mackay Entertainment and Convention Centre, Cleansing, Plant/Workshop, Roads and the Main Roads contract (Type 3 businesses).

Section 58 (1) of the ***Local Government Act 1993*** requires that council "must ensure an annual statement on the operations of each commercial business unit for the preceding financial year is given to council". The annual statement for each of council's Type 1 significant business activities is presented in this report. These statements provide the basis for informed assessment of their operations during 2010-2011.

Type 2 commercial business activity
Section 547 of the Act requires council to conduct an annual review of business activities while section 548 requires us to notify the Minister of any new Type 2 business activities. The significant business activities of water and wastewater, and waste services, are business units of Mackay Regional Council Water and Waste Services Department. These were treated as Type 2 business activities. A snapshot of their business activities has been included in this report.

Type 3 commercial business activity
Section 768 of the Act requires council to provide "a list of its activities during the financial year and a statement of whether the code was applied to each of the activities and, if not, the reason it was not applied". In accordance with section 766 (1), an annual review of each of council's Type 3 business activities was conducted. Mackay Regional Council's Entertainment and Convention Centre is a Type 3 business.

COUNCIL MEETINGS

Council meetings are held on Wednesdays at 10am. All meetings are open to the public and conclude with an invitation for public participation. This allows members of the public to raise issues or ask questions directly of the full council. Council also receives community deputations which are arranged through the office of the Chief Executive Officer.

COUNCILLOR SUPPORT

Every endeavour is made to keep councillors abreast of issues by providing them with current information through a daily media monitoring service, individual laptops and BlackBerries as well as access to all media releases issued by council.

COMMUNITY FINANCIAL REPORT

A Community Financial Report contains a summary and analysis of a Local Government's financial performance and position for the financial year. This report makes it easier for readers to understand council's financial management and performance by focusing on the four key financial statements.

How did we perform in relation to our trading results over the last 12 months?

STATEMENT OF FINANCIAL POSITION >

What do we own and owe at year end?

STATEMENT OF CHANGES IN EQUITY >

What is the wealth of the community at year end?

Where has our cash been received and used during the past 12 months and how much remains at year end?

STATEMENT OF COMPREHENSIVE INCOME

This statement measures how council performed in relation to income and expenses during the financial year.

This result does not necessarily represent surplus funds available for general use as certain items of revenue have restrictions on their use. Some revenue is non-monetary (eg. contributed infrastructure assets such as roads, sewerage mains and water mains, constructed by developers on council's behalf, in new land subdivisions), while other revenue is constrained for use on specific future activities (eg. developer contributions or grants used to maintain and/or expand the region's infrastructure).

While further explanation is offered, council continues to provide a wide range of services whilst maintaining a financially sustainable long term outlook.

TOTAL INCOME $385,942,319
- TOTAL EXPENSES $242,183,370
=$143,758,949
SURPLUS

TOTAL REVENUE – WHERE OUR MONEY COMES FROM

Total revenue of $386 million was recognised during the 12 months ending June 30, 2011. The graph below indicates that 42 per cent of council's revenue is generated from rates and around 48 per cent is received as grants and subsidies. The higher revenue amount and percentage of grant funding compared to the previous year, is related to the funding for the delivery of significant flood damage repairs. In addition to this, council actively seeks revenue from other sources and attempts to maximise investment earnings to assist in funding the many services council provides.

WHERE OUR MONEY GOES

Council incurs both operational and capital expenditure in providing services to the community. Capital spending is added to the carrying value of assets as it maintains and expands council's asset base. The graph shows the components of operating expenditure only.

The level of council's expenditure is monitored constantly throughout the year. Detailed estimates are prepared at the beginning of each financial year and performance is measured against these estimates through regular budget reviews, ensuring funds are utilised as efficiently as possible.

While council's operating costs amounted to $232 million, council also spent $132 million on capital projects during the year. Areas of capital expenditure include (see right):

WHERE OUR MONEY GOES

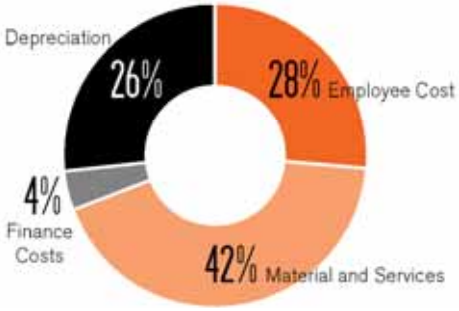

WHERE OUR MONEY IS GENERATED FROM:

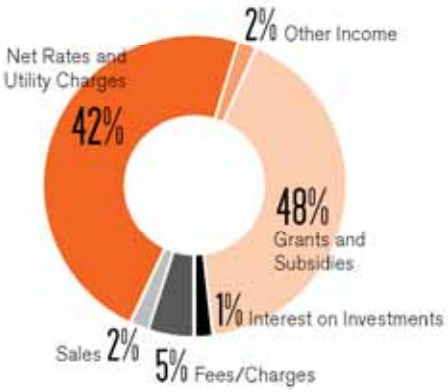

BLUEWATER TRAIL: $2.8M

$24M PAGET DEPOT DEVELOPMENT

$35.7M WATER INFRASTRUCTURE

WASTEWATER INFRASTRUCTURE: $10M

ROADS, BRIDGES & DRAINAGE: $29.5M

$22M FLOOD DAMAGED ROAD REPAIRS

PARKS AND ENVIRONMENT: $2.7M

STATEMENT OF FINANCIAL POSITION

The statement of financial position measures what council owns and owes to relevant stakeholders at the end of financial year. The result of these two components determines the net wealth of council, which is net wealth of the community.

Our community's net worth (what we own less what we owe) at the end of the financial year was approximately $2.6 billion.

ASSETS (WHAT WE OWN) $2.831 billion

LIABILITIES (WHAT WE OWE) $260 million

EQUITY (COMMUNITY WEALTH) $2.571 billion

WHAT DO OUR ASSETS CONSIST OF?

The bulk of council's assets are in the form of infrastructure such as roads, drainage, water and sewerage assets which collectively make up 75 per cent of council's total asset base.

Significant parts of council's expenditure in the long term financial strategy are focused on maintaining and upgrading these infrastructure assets to cater for recent and projected future growth.

WHAT DO OUR LIABILITIES CONSIST OF?

The bulk of council's liabilities are in the form of loans and provisions which collectively represent 88 per cent of council's total liabilities. Council uses loans to finance certain projects in order to ensure costs are shared across the generations who will receive a benefit from those assets. Provisions include the setting aside of funds to rehabilitate landfill and quarry sites administered by council as well as expenses relating to employee entitlements (eg. annual leave and long service leave).

Council's long term financial strategy shows debt increasing over time as investment continues in major community infrastructure. 2010-2011 borrowings included areas such as Water Supply Trunk Mains, Waste Water Pump Stations, the Paget Depot, Hogans Pocket landfill and Transfer Stations, Bridges and Trunk Drainage. These infrastructure investments have all been driven by strong growth in the region and the use of debt ensures that residents of the future also contribute their fair share to the cost for these long-life assets.

OUTSTANDING DEBT BALANCE:

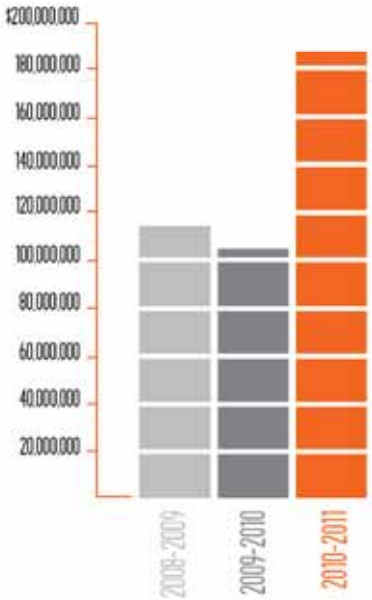

Council's outstanding debt at financial year end was approximately $190 million. The graph on the previous page shows the borrowings of Mackay Regional Council since amalgamation. The significant increase in borrowings from the previous year is a result of the deferral of the 2009-2010 borrowings until the 2010-2011 year. If the proposed borrowings had been drawn down in 2009-2010 total outstanding debt for that year would have been approximately $140 million.

STATEMENT OF CHANGES IN EQUITY

This statement measures the change in our net wealth and considers such items as retained earnings, revaluations of our asset base and reserves held for future capital works.

A portion of the community wealth is cash backed by an appropriate level of reserves held to plan for future projects. With good planning this can place less reliance on loan borrowings and provides flexibility to ensure council can weather any unforeseen financial shocks or adverse changes in its business. The current balance of these reserves total approximately $133 million.

STATEMENT OF CASH FLOWS

This Statement identifies how council received and spent its money during the year. The end result details what cash is available at year end.

While council's cash balance is $159 million, it is important to note that a large portion of this amount is restricted for specific purposes such as flood damage repairs and future capital works.

Council pools and invests funds throughout the year in low risk short term investments in accordance with council's investment policy.

Looking forward council's short and long term cash flows indicate that sufficient cash is available to meet recurring activities and capital expenditure.

OPENING BALANCE $69,964,301

+ CASH RECEIVED $390,873,185

- CASH SPENT $301,753,524

CASH AVAILABLE AT YEAR END $159,083,962

RATIO	TARGET	2011	2012	2013	2014	2015	2016	2017	2018	2019	2020
WORKING CAPITAL	Between 1:1 and 1:4	1:2.9	1:1.2	1:1.3	1:1.3	1:1.3	1:1.4	1:1.5	1:1.5	1:1.6	1:1.8
OPERATING SURPLUS	Between 0 -10%	59.2%	(1.6%)	3.0%	5.0%	7.1%	10.1%	12.9%	14.4%	16.0%	17.7%
NET FINANCIAL LIABILITIES	Not greater than 60%	31.1%	58.1%	94.7%	94.2%	86.4%	71.2%	69.0%	76.3%	72.3%	75.2%
INTEREST COVERAGE	Between 0 - 5%	1.7%	1.2%	3.8%	4.1%	4.0%	3.6%	3.1%	3.4%	3.6%	3.7%
ASSET SUSTAINABILITY	Greater than 90%	N/A	279.4%	107.5%	98.9%	91.3%	65.7%	95.8%	128.3%	105.4%	87.1%
ASSET CONSUMPTION	Between 40 - 80%	79.0%	79.2%	78.2%	77.1%	76.0%	74.9%	76.9%	77.2%	76.0%	76.2%

WORKING CAPITAL RATIO:

This measures an organisation's ability to meet commitments when they fall due, and is important in determining financial health. A result of better than 1:1 reflects a sound position and indicates that the organisation has an ability to meet its commitments. Council has consistently exceeded this benchmark and as such is in a strong financial position.

OPERATING SURPLUS RATIO:

This is an indicator of the extent to which revenues raised cover operational expenses only or are available for capital funding purposes. A positive ratio indicates that funds are available for capital expenditure and the suggested target range is between 0% and 10%. Council's long term commitment to funding future capital growth is reflected in these results.

NET FINANCIAL LIABILITIES RATIO:

This is an indicator of the extent to which the net financial liabilities of council can be serviced by its operating revenues. The benchmark established for the Local Government sector is a maximum of 60 per cent and results higher than this indicate that the flexibility to use debt to fund future projects may be restricted. Council is currently within this target range, although council's long term financial strategy indicates that with continued growth in the region there will be an increased need to utilise borrowings as a source of funds.

INTEREST COVERAGE RATIO:

This measures the extent to which council's operating revenues are committed to pay for interest on borrowings. To maximise long term sustainability the ratio should ideally be less than 5 per cent, council is well within this tolerance and this ensures council has the flexibility to meet its debt funding requirements and expand the use of debt where appropriate.

ASSET SUSTAINABILITY RATIO:

This ratio indicates whether council is renewing or replacing its existing assets at the same time that its overall stock of assets is wearing out, expressed as a percentage. As council has not yet finalised full asset management plans for all its assets, this ratio is not available for the current year and future year ratios are an estimate.

ASSET CONSUMPTION RATIO:

This measure highlights the aged condition of the community's assets and provides an indication if appropriate asset management practices exist. The healthy range is between 40 per cent and 80 per cent. Council is within the acceptable range although the cost of maintaining existing assets continues to be an ongoing challenge for the organisation.

SENIOR OFFICERS' REMUNERATION

A Senior Officer is a Chief Executive Officer, or any contracted position which reports directly to the Chief Executive Officer.

The Senior Officers at Mackay Regional Council during the 2010-11 year were:

- Peter Franks, Chief Executive Officer
- Gerard Carlyon, Director of Community Services
- Daniel McKinlay, Director of Corporate Services
- Peter Cardiff, Director of Development Services
- Stuart Holley, Director of Engineering Services
- Jason Devitt, Director of Water and Waste Services

The Total Remuneration for the reporting year for Senior Officers was $1,344,392.

The total remuneration packages for Senior Officers at council for the 2010-2011 financial year are listed below:

INCOME RANGE	NUMBER OF REMUNERATION PACKAGES
$150,000 - $200,000	2
$201,000 - $250,000	3
$251,000 +	1

OVERSEAS TRAVEL

Tourism and Economic Development portfolio councillor David Perkins represented council on the REDC Trade and Investment Mission to Beijing and Yantai, in October 2010. The trip cost $5890.95 and was paid for by Mackay Regional Council.

RESERVES AND CONTROLLED ROADS

Mackay Regional Council controls 4092 hectares of reserves with about 775 hectares leased to various bodies and about 2474 kilometres of council-controlled roads plus about 701 kilometres of State-controlled roads.

MOVING FORWARD

Council's financial results are reflective of a strong economic base and a sound capacity to service its obligations in the future. Our long term financial strategy provides a plan for the challenges and demands council faces in the projected sustained growth environment.

SNAPSHOT OF THE REGION'S ASSETS

The table below illustrates Mackay Regional Council's assets as at June 30, 2011.

ASSETS	TOTAL ASSET VALUE	WRITTEN DOWN VALUE
Land	$279,357,804	$279,357,804
Site improvements	$52,636,403	$47,764,111
Buildings	$157,817,868	$139,448,826
Plant and equipment	$44,499,048	$33,497,869
Heritage and cultural assets	$2,320,171	$2,210,995
Roads, bridges and drainage	$1,524,822,339	$1,349,462,843
Water	$513,331,328	$308,971,909
Sewerage	$560,602,015	$393,621,848
Waste	$17,491,923	$14,965,048
Work in progress	$154,291,540	$154,291,540
Total	**$3,307,170,439**	**$2,723,592,793**

BASIC STATISTICS FOR RATES IN 2010-2011

NUMBER OF RATEABLE ASSESSMENTS: 47,466

$2,457 THE AVERAGE RATES/CHARGES PER RESIDENTIAL PROPERTY:

LEVEL OF RATE ARREARS $7.929 M

As per section 24(b) of the Local Government Finance Standard, please find below expenditure pertaining to consulting, advertising and entertaining or hospitality for the financial year ended June 30, 2011.

TOTAL OF ALL CONSULTING, ADVERTISING AND ENTERTAINMENT/HOSPITALITY FROM 1/07/2010 – 30/06/2011

DEPARTMENT	CONSULTING	ADVERTISING	ENTERTAINMENT/ HOSPITALITY
Community Services	$58,956	$361,333	$301,902
Corporate Revenue and Expenditure	-	-	$338
Corporate Services	$115,121	$96,876	$68,379
Engineering Services	$239,757	$55,435	$19,959
Water and Waste Services	$807,364	$46,946	$15,839
Development Services	$302,460	$12,308	$6,371
Total	**$1,523,658**	**$572,898**	**$412,788**

FUNDING AGREEMENTS

COMMUNITY GRANT PROGRAM

Council's Community Grant Program assists local not-for-profit community organisations provide services, events and activities that benefit the Mackay community.

The program accepts applications twice each financial year and there are six categories local not-for-profit organisations can apply for:

> Community Organisation Development

> Community Facilities Upgrade/Development

> Sport and Recreation Development

> Community Arts and Cultural Development

> Community Events Development.

REGIONAL ARTS DEVELOPMENT FUND

The Regional Arts Development Fund (RADF) a partnership between Arts Queensland and council supports professional and creative artists in our region to develop quality arts and arts practices for our community.

The total amount allocated to the RADF program for the 2010-2011 financial year was $147,843 made up of co-contributions between council and Arts Queensland as represented in the table pictured right.

WHERE RADF FUNDING CAME FROM	AMOUNT RECEIVED
Arts Queensland base contribution	$69,137.00
Required council contribution	$78,706.00
BREAKDOWN OF ALLOCATIONS	**AMOUNT RECEIVED**
Allocation for community – four rounds @ $29,000/round	$116,000
Allocation for Council Led Initiative One – Hiromi Hotel Art Farm – Regional Partnership	$12,000
Allocation for Council Led initiative Two New Media Public Art Project – Concept Development	$15,000
Allocation for RADF Community Committee Training	$4,143

SUMMARY OF EXPENDITURE FROM COUNCIL'S COMMUNITY GRANT PROGRAM

Grants over $4000 for the financial year ended June 30, 2011 are listed below (grants less than $4000 totalled $76,632).

NAME OF ORGANISATION	AMOUNT	PURPOSE
Central Queensland Helicopter	$50,000	Support and sponsor RACQ-CQ Rescue
Mackay Eisteddfod Committee	$15,000	Contribution to the annual Mackay Eisteddfod
Birralee Child Care Association Inc.	$5000	The purchase and erection of a sunshade for the Toddler yard
Gum Valley Veterans and Natural Terrain Motorcycle Club	$5000	Funds towards the 2011 Australian 4 Day Enduro event
Habana & District Progress Association Inc.	$7000	Funding to install electrical wiring and fittings to a new shed and installation of a water catchment tank
Kidney Support Network Inc. - Mackay Branch	$4622	To support the setup of an office for the Mackay branch of Kidney Support Network
Mackay Community Garden	$5000	To rebuild the outdoor meeting place after it was destroyed by fire
Mackay Ladies Vigoro Association Inc.	$5000	Installation of irrigation at the Mackay Vigoro fields
Mackay Netball Association Inc.	$5000	Purchase of shade shelters and seating
Mackay Sport Expo/ Sign on Day Committee	$5000	Funding for the Mackay Sport Expo and sign on day
National Day of Thanksgiving Committee	$5000	Funding for the 2011 National Day of Thanksgiving Event
Sarina Community Art and Craft Co-operative Ltd.	$5000	Funding to repair & upgrade the old watch house building located in the Field of Dreams in Sarina
Slade Point Rugby Club Inc.	$5773	Contribution to the installation of lights at Cathy Freeman Athletic Park
The Mackay & District Bowmen Inc.	$9900	Contribution to the purchase and construction of a shed
Mackay Brothers Football Club Inc.	$5000	Upgrade canteen facilities
Mackay Church of Christ	$5000	Contribution to the establishment of Men's Shed
Mackay Musical Comedy Players Inc.	$5000	Upgrade of Community Theatre facility
Marian Community War Memorial Hall	$5000	Contribution to maintenance cost of the hall
Northern Suburbs Rugby League Football Club	$5000	Contribution to the construction and fit out of a gymnasium for use by the NSRLFC players and members
Pioneer River Valley Hack and Pony Club Inc.	$5000	Establishment of a gravel based sand filled horse riding arena
Sarina and District Aged Peoples Housing Settlements Assoc. Inc.	$4700	Replacement of ageing water pipes
Sarina Arts Extravaganza	$5000	Contribution to the cost of planning, presenting and producing the Sarina Arts Extravaganza
Sarina Rural Skills Centre Community Board	$4500	Contribution to the establishment of a handyman woodworking facility at the Sarina Skills Centre
Sarina Saints Football Club	$5000	Contribution to improve current lights at the Sarina Saints football grounds
Mackay Regional Council for Social Development	$5000	Contribution to Community Development programs

COMMUNICATION LINKS IN THE COMMUNITY AND COUNCIL PARTNERSHIPS

The dialogue between council and the community is open, transparent and on-going. It is exercised through four-yearly Local Government elections, deputations, correspondence, public meetings and planned consultation on projects and initiatives. More informally, the community's views are submitted through regular meetings and community engagement opportunities, surveys, polls, community participation opportunities at council meetings and contact with councillors.

A formally adopted Community Engagement Policy ensures that all groups – council, community and other spheres of government – are clear about the principles that guide council's efforts to involve the community in the planning and evaluation of council's activities.

CORPORATE PLAN 2009-2014

- 10 YEAR STRATEGIC FINANCIAL PLAN
- ASSET MANAGEMENT PLAN

- OPERATIONAL PLANS
- ANNUAL BUDGETS
- WEEKLY COUNCIL MEETINGS

- QUARTERLY BUDGET REVIEWS
- MONTHLY FINANCIAL AND PERFORMANCE REPORTS

- ANNUAL REPORT
- INDEPENDENT ANNUAL AUDIT
- INTERNAL AUDIT COMMITTEE
- PUBLIC ACCESS TO AUDIT REPORTS & COUNCIL MINUTES

MEETING OUR CORPORATE PLAN OBJECTIVES

Council's strategic priorities are those major opportunities and challenges that our community believes need to be addressed in the Mackay region. The key strategic priorities and their corresponding corporate objectives identified are listed below.

1 COMMUNITY & LIFESTYLE >

To build safe, strong and self-reliant communities with access to a diverse range of community services and facilities aimed at providing opportunities for participation in community life.

ECONOMIC DEVELOPMENT >

To promote a strong, competitive and diverse economy throughout the region by supporting and investing in sustainable business development and local employment opportunities.

3 ENVIRONMENTAL SUSTAINABILITY >

To enhance and protect the environmental assets of the region, ensuring a protected/preserved natural environment for future generations.

4 STRATEGIC PLANNING >

To take an active approach to integrated regional planning to reflect the aspirations and lifestyle of our community.

INFRASTRUCTURE SERVICES >

To effectively plan, deliver and maintain physical services and infrastructure networks for our community's current and future needs.

6 MACKAY WATER & WASTE SERVICES >
FORMERLY COMMERCIAL SERVICES

To provide and manage high-quality water and waste programs on a commercial basis that meet social and environmental objectives.

7 ORGANISATIONAL EXCELLENCE & GOVERNANCE >

To pursue excellence as an organisation which embraces exceptional customer service, values its staff and promotes ethical standards of practice supported by clear policies and strategies responsive to the needs of the community.

COMMUNITY & LIFESTYLE

Festival and events

The Mackay Regional Council Festivals and Events team is responsible for organising most festival and events in the region. The team coordinates the ***Mackay Region Festival of Arts, River 2 Reef Festival*** and ***Coal to Coast Festival***, multicultural event ***Global Grooves***, ***New Year's Eve*** celebrations, Mackay CBD Sunday Markets and Christmas tree lighting and carol ceremonies throughout the region.

All abilities playground – Iluka Park

Mackay is one of only 16 cities in Queensland that has a state-of-the-art playground that is suitable for children of all abilities. The $400,000 project, jointly funded by Mackay Regional Council and the Department of Communities enables children of all abilities to enjoy and experience all that a park has to offer.

New Master Plan for the Botanic Gardens

The Mackay Regional Botanic Gardens is set to be a place of colour and entertainment. In 2010 council adopted the ***Mackay Regional Botanic Gardens Master Plan 2010*** that will see water features, pathways, interpretive features, an outdoor entertainment precinct, car parking and connectivity to the entire gardens implemented over a further seven stages at a projected cost of $16.42 million.

The revised Master Plan was produced in consultation with gardens staff, community representatives and specialist horticultural groups to meet today's environmental and community needs and is reliant on grant funding.

Sports Expo and Sign On Day

To encourage residents to live an active, healthy life Mackay Regional Council partnered with the Australian Sports Commission, PCYC Mackay, the Queensland Government and Dalrymple Bay Coal Terminal to host a Sports Expo and Sign On Day at the Mackay Entertainment and Convention Centre (MECC) to showcase the variety of sporting and recreational activities on offer in our region.

Over 4000 people checked out 74 individual clubs ranging from league to lawn bowls and met Olympians Jessicah Schipper OAM, Nikki Hudson, Tracey Belbin and Linda MacKenzie OAM .

Such a positive response has assured the event will become an annual part of the calendar to get everyone active to help reduce our levels of illness and impact on our health care system.

Councillors visit rural areas

To keep up-to-date with the needs of communities in rural areas, each fortnight a councillor visits the Sarina and Mirani Customer Service Centres.

Residents are encouraged to book a meeting and discuss issues of concern to them.

A copy of the 2011 councillor visit schedule is made available on council's website for residents to refer to.

Preserving our region

Council is going to great lengths to preserve the history of the Mackay region.

In 2010-2011 with the assistance of the Heritage Advisory Committee, council produced a booklet on conserving heritage houses in the Mackay region, a series of heritage brochures and a dedicated heritage planning webpage on council's website. There are currently 98 places of local heritage significance in the region and three residential character areas that need to be maintained.

Mackay-Matsuura sister city relationship

The Mackay-Matsuura sister city relationship continues to grow from strength to strength. In July 2010, 26 visitors from Matsuura spent four nights in the Mackay region visiting the local attractions and tasting local cuisine. In honour of our relationship council named a newly developed area of Mackay, Matsuura Drive.

In September 2010, eight students from the Mackay region visited Matsuura on the Sister City Scholarship Program. Students were billeted with Matsuura families and got to experience life in a Japanese family for a week.

Rural Addressing campaign

To improve the identification of rural properties in the region council in partnership with Emergency Services and local media launched a public awareness campaign to encourage rural landowners to embrace council's Rural Addressing system.

The system assigns an individual number to the main entrance of a property and reflective rural numbers are handed out free of charge from council.

The information gathered by council is used by State Government agencies and more importantly the ambulance, fire and police services.

A two month public awareness campaign was run, with Channel 7, Win Television, Channel Ten, Daily Mercury and ABC Tropical North Radio supporting the project.

Mackay Entertainment and Convention Centre

In its second year of operation, the MECC, was named the best 'other' tourist facility at the 2011 Mackay Isaac Tourism Awards. The $29 million state-of-the-art facility, hosted an increasingly diverse range of commercial, not-for-profit, and private hirers during the 2010-2011 year including Regional Parliament which attracted accolades and much media attention, the Australian Coal Preparation Conference, the State Road Crash Rescue and repeat events, including the Home and Lifestyle Show, the FOGS (Former Origin Greats) Employment Expo, John Butler Trio, Dora the Explorer and Ben 10.

Artspace Mackay

Through its exhibition and education programs for 2010-2011, Artspace Mackay continued to present a diverse range of activities to appeal to the widest possible audience. Highlights for the year included the very popular Namatjira to Now and the Printbank Awards.

Altered books, curated by Artspace Mackay staff, which includes works from the Mackay Regional Council Collection continues to tour Australia thanks to a Visions Australia Grant.

Sarina Sugar Shed

For a second year in a row the Sarina Sugar Shed was named the Winner of the Tourism Attraction Category of the Mackay Isaac Region Tourism Awards. The Sarina Sugar Shed is a tourist facility where you can take the tour and taste the action.

During 2010-2011 the Shed focused its attention on local marketing. For the first time, the Chef's Gusto range of sauces were made available at shops and other outlets around the region bringing in added revenue and also acting as an additional marketing tool and participation in the Bureau of Sugar Experiment Station Field Day increased our market exposure. Participation in the BSES Field Day will be repeated in the future.

Council's library services a big hit

Council provides six libraries (including the mobile library). In the 2010-2011 financial year, more than 100,420 items were loaned out using the libraries' self-checkout system, 11,000 more than the previous year. Total loans for this period were 835, 200 and 26,168 items were added to the collections. Our libraries offer a wide range of activities and events for the community including free IT Classes, Baby Bounce programs and Storytime sessions. Storytime sessions continued to be a big success region wide with 10, 697 parents and children attending the sessions held at Gordon White, Mackay City, Mirani, Sarina and Walkerston libraries.

Open Space, Sports and Recreation Strategy

After significant consultation with the community and a 12-month study period, council adopted the Open Space, Sports and Recreation Strategy in December 2010. This high level document will form the direction for the use of open spaces and the future development of all matters regarding sports, recreation and aquatics. Since adopting this document, council has improved the opening hours at Sarina and Mirani pools, completed the $3 million Bluewater Trail section near Caneland Shopping Centre and completed a detailed condition analysis of Memorial and Pioneer Swim Centres.

Sarina bus service

In its second year of trials residents in the Sarina Beach communities continued to take advantage of the Sarina public bus service funded through the Queensland Government's Blueprint for the Bush program.
The service provided a twice-weekly connection from the southern beach communities to Sarina and Mackay.

The service takes in 15 communities including Armstrong Beach, Freshwater Point, Grasstree Beach, Campwin Beach, Sarina Beach, Hay Point, Louisa Creek and Timberlands. Council is working to secure ongoing funding to continue the service beyond the trial period which finished on June 30, 2011.

ECONOMIC DEVELOPMENT

2

Innovative e-Business Networks

For time-poor businesses located in the Mackay region, council's e-business networks provide an excellent alternative to the traditional committee meeting format. Council's convenient and effective e-networks foster regional economic identity, and seek to contribute to a framework for business offering access to a range of seminars, training and innovation opportunities.

Council maintains three, free business networks: an overarching regional network, (Regional Focus) plus two, additional centres-based networks, which are the City Focus covering the Mackay City Centre and the Sarina Focus reaching businesses in and around the region's second largest urban centre. Anyone involved, or with an interest in business in the region, is able to join the networks to gain access to a range of web based information, links, email updates and to share in networking opportunities offered through face-to-face forum style events, business seminars and workshops. Information is shared on the digital networks allowing members to collaborate and exchange knowledge.

City Deals Launched

The new Mackay City Centre website www.mackaycitycentre.com.au is under continuous upgrade, with new programs such as the exciting City Deals web-based business promotion being loaded.

City Deals is managed by the businesses themselves who upload deals ranging from food and fashion to hair and beauty and much more. More businesses are joining the network and listing details each day.

Sarina on Show Business Expo

Around 25 businesses and organisations took the opportunity to promote their goods and services, as part of the September 2010 Sarina on Show Business Expo, held at the Sarina Cultural Hall. Guest speakers included Mr Simon Smart, General Manager of QR National (North) presenting an overview of current and future rail infrastructure development in the region.

The interactive round table discussion forum segments which formed part of the Expo, gave participants an opportunity to discuss and identify a range of matters, important to the future of Sarina and the region. Feedback from the September forum was channelled to the creation of a strategic plan for the entire region and the ongoing development of Sarina's Local Area Plan (LAP). To view the LAP process and outcomes report, visit www.mackay.qld.gov.au.

Publications now available on Mackay Region USB

Promotional USBs featuring economic development materials for the Mackay region were developed and released in 2010, with English and Mandarin language versions. The attractive format offers business information, economic and other statistics and even caters for video presentations. The promotional USBs were used successfully for the REDC Yantai Trade Mission in November 2010 plus the REDC Invest Mackay Conference held in April 2011.

Development Applications

Mackay Regional Council proudly approved a number of large-scale Development Applications during the year including:

- a 15,400 square-metre expansion of Mt Pleasant Shopping Centre in two stages plus a service station on Mackay-Bucasia Road, Mt Pleasant
- a 4720 square-metre Shopping Centre and Service Station on corner of Broadsound and Boundary Road, Ooralea
- reconfiguration of a lot application to create 132 Residential Lots in three stages at Shoal Point Waters Estate on the western side of Shoal Point Road at Shoal Point
- reconfiguration of a Lot application to create 302 Residential Lots plus park in five stages off Hodges Road, Shoal Point.

Development Applications under assessment as at June 30, 2011 include:

- a Mixed Use development comprising 191 multiple-dwelling units, catering shop, heath-care centre, commercial premises (2550 square metres), a 148-room motel and an indoor entertainment/conference centre off Binnington Esplanade, Mackay
- a 15,782 square-metre Bunnings Hardware Store at corner of Holts Road and Mackay Habana Road, Richmond
- a 5,856 square-metre Shopping centre at Parkside site off Bridge Road, West Mackay

Four hundred and seventy-seven new lots were approved and 960 lots were created during the 2010-2011 financial year. The assessment time for deciding these applications was reduced via improving the efficiency of council's internal assessment processes by introduction of electronic lodgement of planning applications via Smart eDA and electronic assessment of all planning applications.

ENVIRONMENTAL SUSTAINABILITY

Sustainable Futures

Council's Sustainable Futures Advisory Committee continued its proactive leadership role in delivering sustainable practices across the organisation. Six working groups implemented a number of strategies during the year to tackle climate change and reduce council's green house gas emissions by 2113 tonnes.

ANNUAL GREEN HOUSE GAS EMISSIONS FROM ALL SOURCES

32,899 tonnes

2009 - 2010

2010 - 2011

30,786 tonnes

Recycled water irrigation system at the Pioneer Valley Golf Course

Golfers are treated to greener fairways at the Pioneer Valley Golf Course thanks to a new recycled water irrigation system at the facility.

The water conservation project funded by Mackay Regional Council and a grant from the Federal Government, allows recycled water to be pumped from the Mirani Wastewater Treatment Plant via a 3.5 kilometre pipeline into a 65 mega litre storage dam situated on the Golf Course.





Council's new Paget Depot

Council's Paget Depot, due for completion in late 2011, incorporates environmental sustainable design principles to reduce council's energy and water consumption costs as well as reduce the impact on the environment.

Rainwater will be collected in tanks around the site and distributed using a siphon transfer system. Motion and daylight sensors, LED lighting, roof insulation and solar power panels on roofs will produce significant energy and water savings. These initiates are valued at just over $1 million.

Pest Management

Council's Pest Management Officers assisted landowners in keeping declared plants and wild animal numbers down. Targeted baiting programs for wild animals were supported throughout the region as well as spraying activities aimed at reducing declared plants such as Sicklepod, Giant Rats Tail Grass and Parthenium Weed.

Officers also attended shed meetings and agricultural shows to provide information to landowners on the latest pest management techniques and products.

Introduction of energy and water saving initiatives

The introduction of double-sided printing of documents, a mandate of 80 per cent recycled printing paper in all council buildings and the installation of dual flush toilets and water timers in the administration building, saved around 4800 litres of water per day.

Mackay Coasts and Communities project

Council worked in partnership with Reef Catchments to develop individual beach plans for all beaches in the council area, as part of Coastal Management Guidelines. Community consultation and participation was a key feature of this project, providing regular opportunities for coastal communities to help get involved in managing the coast.

A total of 16 beach plans have been produced with a further seven due in early 2012. The project is supported by the Natural Environment Levy and the Australia Government's Caring for our Country Program.

Other sustainable initiatives included:

- The launch of the ecoMackay website, which provides 40 sustainable living actions that residents and businesses can easily adopt to reduce their carbon footprint
- Council partnered with Ergon Energy to provide 12 DIY Carbon Warrior Kits at council libraries to help residents reduce greenhouse gas emissions
- The Mackay Entertainment and Convention Centre (MECC) joined the ClimateSmart Business Cluster Program and adopted three key water, waste and energy efficient initiatives including the replacement of all incandescent light fittings and bulbs in the foyer and auditorium with low voltage LED lights and fittings (thanks to an Arts Queensland Grant), implemented recycling bin systems and increased staff awareness and education towards sustainable practices
- Investing $20,000 for a community car pooling website. The site allows members of the community to search the database to match other registered commuters who travel the same route. It was trialled by council staff in readiness for a launch in November 2011.

STRATEGIC PLANNING

Planning scheme amendments

The region's planning schemes are designed to accommodate business and industry growth, maintain the distinctive character of our region's rural and urban areas, protect good-quality agricultural land and conserve environmentally sensitive areas. Our region's fast-paced growth rate adds pressure on our infrastructure and environment, which makes council's planning schemes vital documents to manage development.

Mackay Regional Council adopted a range of amendments to the three current planning schemes including:

- Rezoning and other minor amendments: The Mackay City Planning Scheme Amendments 1 of 2009 was finalised after a second state interest review and public consultation.
- Updating State Heritage listings: Council finalised the Mackay City Planning Scheme Amendments 3 of 2010 on updating the state heritage listings in the planning scheme.
- Housing diversity and affordability amendments: Proposed Amendments 1 of 2010 to Mackay City Planning Scheme, Sarina Shire Planning Scheme and Mirani Shire Plan. Council adopted the proposed planning scheme amendments after public consultation. The purpose of the proposed "Housing diversity and affordability amendments" is to simplify, streamline and standardise the planning scheme provisions regarding small residential lots, densities, dual occupancies and dwelling houses.
- Non-rural uses in rural areas: The purpose of Amendments 4 of 2010 to Mackay City Planning Scheme and Amendments 2 of 2010 to the Mirani and Sarina Planning Schemes is to strengthen planning scheme provisions for prohibiting non rural uses in rural areas.

New Planning Scheme

Two hundred thousand residents are expected to live, work and play within the Mackay region within the next 20 years.

We are developing a new Planning Scheme for the entire region – called the Mackay Region 200k Planning Scheme. The three existing Planning Schemes from Mackay, Mirani and Sarina are being consolidated to provide a uniform control system for growth and development in the region.

Local Area Plans

As part of the development process various local area plans are being developed to inform the strategic planning of the region. We continued work on three new local area planning processes (Mirani/Marian, Sarina and Ooralea) and commenced local planning for the City Centre.

Our Local Area plans for Sarina, Mirani and Marian received an award for Excellence in the Small and Local Communities category from the Planning Institute of Australia - Queensland Division in November 2010.

In presenting the award, the Institute labelled the project *"an example of logical and well-coordinated planning investigations that was able to elicit a wide range of community and technical views to establish a sound planning basis for a range of outcomes."*

Northern Beaches Planning Reform Project

Council initiated a Northern Beaches planning reform process to coordinate future development in the Northern Beaches study area. The purpose of the planning reform process is to provide a strategic vision for the area to efficiently coordinate future growth. The Northern Beaches Plan will inform the Mackay Region 200k Planning Scheme.

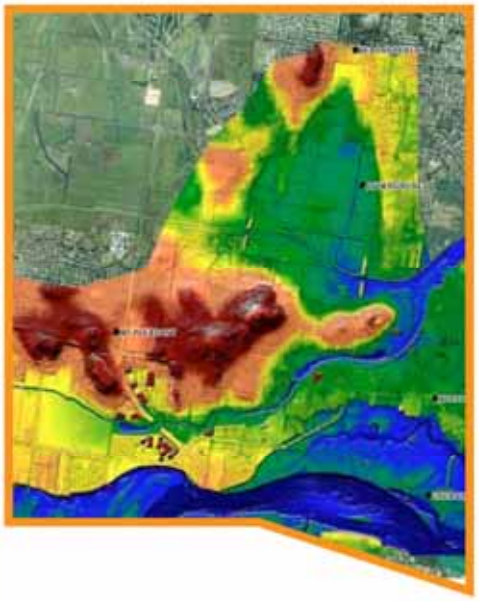

Regional Planning

The Queensland Government released the draft Mackay-Isaac-Whitsunday Regional Plan on May 26, 2011 and was available for public comment until September 9, 2011. Council made a submission on the draft regional plan and also made submissions on various draft State and Federal Planning Policies during the year, including the:

- Draft Queensland Regionalisation Strategy
- Draft Queensland Infrastructure Plan
- Draft Queensland State Planning Policy on Strategic Cropping Land
- Draft Sustainable Resource Communities Policy
- Draft Federal Government National Urban Policy
- Draft Federal Government National Sustainable Population Strategy

Waterways and Open Space planning

The Gooseponds/Janes Creek Flood Study was completed after public consultation. A new draft Pioneer River Flood Study was released for comment and work is continuing on the McCready's Creek South Stormwater Trunk Infrastructure Study.

Draft guideline documents on Water Sensitive Urban Design (WSUD) were developed Deemed to Comply Solutions for the Mackay region and Water Sensitive Urban Design (WSUD) for Flat Sites.

New planning and development website

Significant improvements were made to our planning and development webpage on council's website to provide a one-stop-shop for residents engaging in planning projects.

This new initiative transformed many elements of the planning and development process online and provided comprehensive and up-to-date information on the development industry for residents.

ENGINEERING SERVICES

Bridge Replacement Program

Substantial works totalling $2.16 million in 2010–2011 were carried out around the region to replace bridges, improve alignments and upgrade bridge approaches. A key project in this program was the construction of an alternative access to the bridge on Casey Avenue servicing the fuel storage to Mackay Airport and the sporting venues on Casey Avenue. This alternative access will be utilised as the sole access to the area during the replacement of the current bridge in 2010-2011 and 2011-2012 financial years.

Boat ramps upgraded

A number of boat ramp facilities were upgraded around the region in 2010-2011 including the construction of Stage 3 car park at Victor Creek, earth car park construction at Dunrock and a 16 bay car parking facility at Freshwater Point Boat Ramp. Ongoing funding was provided for the extension of parking areas at Victor Creek in 2010-2011.

Rebuilding our Roads

We reprioritised much of our Capital Works Road program to focus on "Rebuilding our road network" damaged by the ongoing wet weather.

Over 1000 roads across the region have been earmarked for repair and thanks to The Federal-Queensland Government Natural Disaster Relief and Recovery Arrangements, council received an initial $106 million in the wake of Cyclone Ului.

To keep residents and motorists informed on the progress of the repairs, work schedules were posted on council's website.

The "Rebuilding our Roads" campaign is set to be a three year program of repair and reconstruction.

Road Shoulder Treatment Program

To continue to improve conditions on the region's older residential streets, council allocated $1.67 million towards the continuation of our successful Road Shoulder Treatment Program. Some of the streets to be improved were Taylor Street (George to Longair), Smith Street (Wilson to Nebo), Hunter Street, George Milton Street (Paget to Field), High Street, McKenney Street (Scott to opposite Lamb) and Mengel Street (Bridge to opposite Village).

LATM traffic and road safety

Funds of $2.3 million were allocated to improving and upgrading the region's traffic facilities, as part of the Local Area Traffic Management (LATM) safety program. Key projects addressed under this program included traffic calming devices in the Beaconsfield precinct, funding of Blackspot projects in Rifle Range Road and Courtney Gap Road, curve realignment at Middle Creek Road, intersection improvements at Pioneer/Holts and the installation of traffic signals at the intersection of Beaconsfield and Norris Roads, Andergrove.

Trunk Road Upgrades and Pavement improvements

Council spent about $16.1 million on substantial roadworks region-wide. Works ranged from road alignment improvements, drainage infrastructure installation, pavement reconstruction and resurfacing.

Some of the major works conducted throughout the year included:

- Farrellys Road (Connors to Broadsound) – road upgrade and intersection signalisation
- Design, land acquisition and service relocation for construction in 2011-2012 for Connors Road from Farrellys Road to Archibald Street
- Contributions to DTMR delivery of Broadsound/ Boundary Intersection and construction of Boundary Road, Ooralea
- Farleigh Habana Road pavement improvement (ongoing funding)
- Keeleys Road rehabilitation
- Kinchant Dam Road, Pioneer Valley
- Contribution to DTMR works in Broad St, Sarina, parking land upgrades and drainage works
- Armstrong Beach Road reconstruction (0.8k)
- Pavement improvements at Petersen Street, Sarina,

Trunk Drainage

Council delivered $5.06 million in improvements to the trunk and master drainage network. Some of the key projects included:

- Contribution to DTMR works Broad Street, Sarina including trunk drainage upgrades
- Oak Street Drainage augmentation
- Culvert replacement Bothwick/Hague streets, Mackay
- Contributions to culvert upgrades and parallel drain construction Boundary Road West
- Ongoing contributions for CBD Oviform refurbishment
- Holts Road culvert upgrade
- Land purchases associated with Caledonian Drive stormwater quality proposal.

MACKAY WATER & WASTE SERVICES

Bin Inspection Program

In an effort to continually improve recycling rates across the region council undertook a six week recycling bin audit to identify recycling bins that have been contaminated with major waste, and to remind residents that only specific items can be recycled through the yellow-lidded recycling bin.

A total of 5848 bins from different areas of Mackay were randomly selected for inspection and the overall contamination rate recorded was 16 per cent. Council's recycling bin inspection program is continually being reviewed and modified to address contamination rates.

Free composting workshops

Council ran a series of free composting workshops to reduce the amount of waste going to landfill.

The free workshops were held during International Composting Week (May 1 to 7) August and November.

Residents learnt how to reuse their leftovers and turn their waste into a rich soil-like substance for their gardens.

Clean up Australia Day

Over 500 volunteers stepped out in March 2011, to help clean up our region. Council registered 18 sites and supplied 14 skip bins for rubbish removal throughout the region. A total weight of 5.4 tonnes of waste was collected as well as 37 tyres of various sizes weighing 207kgs that were collected and disposed of by Veolia.

Due to the extreme heat and humidity in the Mackay region in March, council has decided to no longer participate in the national Clean Up Australia Day event but support the Great Northern Clean Up in September, cleaning up our region prior to the wet season.

ORGANISATIONAL EXCELLENCE AND GOVERNANCE

Service Level Review produces budget savings

We have reshaped our 10 year Long Term Financial Plan, which provides a blueprint of the organisation's estimated future financial position to help deliver modest rate rises over the next decade.

Operational efficiencies coupled with reprioritisation of council's capital works program has enabled council to keep rate increases well under five per cent in the 2011-2012 budget and to deliver modest rate rises in the future.

Council has established a Business Improvement Team to continually review its services to find efficiencies.

Leader in Electronic Assessment of Applications

To improve the level of service to our customers, council introduced a range of new electronic assessment systems including;

- Smart eDA - a system where development applications are prepared, lodged and tracked electronically. The system has received over 500 applications, 40 per cent more than any other local authority
- eAssessment – has the ability to assess and mark-up plans and sign documents electronically. Mackay was the first council in Queensland to introduce eAssessment for all applications. Since its introduction in February 2011, 100 per cent of applications have been assessed electronically and the Development Engineering Program is testing the system to see if it can be expanded to Operational Works applications
- Planning and Development Online – was implemented as part of the Federally Funded Housing Affordability Fund electronic Development Assessment initiative. This system allows anyone to access details of development applications and approvals online. Since its commencement in November 2010, 5163 documents have been viewed online.

New mentoring program for staff

In its first year, 18 participants and 15 mentors signed up for council's new Mentoring program. The program aims to achieve; staff retention, career progression and a happy, productive environment. Employee of eight years Kerri Verroen from Governance, said the program has allowed her to broaden her knowledge, leadership skills and self-esteem.

17,000 dogs and cats registered with council

Council continued to identify the need for pets, particularly dogs and cats, to be registered with council. This mandatory legal requirement allows owners to have their pets safely returned in the event of such animals straying from home.

In the 2010-2011 year, council officers responded to 1411 requests for straying dogs. Of these, 866 dogs were impounded with 368 returned to owners and 206 unregistered dogs sold to new owners. 15,087 dogs were registered in the council area and the amnesty on registration fees for cats resulted in 2609 registrations.

98% business compliance

Council's Environment and Health teams continued to visit licensed premises, particularly food premises and Industrial/Commercial premises to promote safe handling and service of food and efficient environmental practices. A risk based method of licensing of premises, with high performers being offered reduced annual licence fees, resulted in 98 per cent of food premises in the medium to high range of full compliance. This has reduced the numbers of complaints received and allowed officers to more proactively assist operators in meeting their licensing requirements.

Cross promotion

We continued our commitment towards electronic distribution of information in the 2010-2011 financial year.

Growth in visitations was significant with over 500,000 unique visitors viewing council's corporate website in the 2010-2011 year. This equates to an average 42,000 unique visitors a month - about a 20 per cent increase on the previous year's monthly average.

Our social media presence gained momentum with 1875 friends registered on Facebook at the end of June 2011. This compared to 183 in June 2010, a staggering 92 per cent increase in 12 months.

In February 2011, council implemented a new initiative "Council Connect" to provide regular information to our ratepayers and residents on events, programs and services. This replaced the bi-monthly In Focus Resident Newsletter.

The strategy comprised a monthly newspaper feature in the Daily Mercury, Sarina Advertiser and Walkerston-Valley Advertiser, tailored with information for the specific areas. It was complemented by a fortnightly e-Newsletter and a fortnightly television infomercial, aired on Channel 7 and Win Television. The Infomercial was also placed on council's website via YouTube.

DEPARTMENT SNAPSHOTS

> CORPORATE SERVICES

Corporate Communications

COUNCIL'S ELECTRONIC COMMUNICATION TOOLS:

WEBSITE VISITORS PER MONTH

35,000 VISITS 2009-10

42,660 VISITS 2010-11

NUMBER OF FACEBOOK FANS

183 FANS 2009-2010

1875 FANS 2010-2011

E-NEWSLETTER SUBSCRIBERS

832 SUBSCRIBERS 2009-2010

3860 SUBSCRIBERS 2010-2011

OTHER COUNCILS' FACEBOOK NUMBERS AS OF JUNE 6, 2011:

Logan City Council	1930
Rockhampton Regional Council	28
Sunshine Coast Regional Council	633
Townsville Disaster Coordination Centre *(active only in disasters)*	13,286
Cairns Disaster Coordination Centre *(active only in disasters)*	6697

VISITS TO COUNCIL WEBPAGES:

Webpages	2009 - 2010	2010 - 2011
Council Corporate	407,093	511,926
MECC	52,541*	61,831
Artspace	19,407	11,208
Botanic Gardens	12,322	9420
Festival of Arts	15,178	6604^
Sarina Sugar Shed	3350	4567

* Please note the MECC webpage was not live until November 2009.

^ Festival of Arts website was discontinued from March, 2011. It is now a part of the MECC website.

Customer Service

TOP 10 CALLS BY ATTRIBUTE

1. rates enquiries 23%
2. local neighbourhood issues 22%
3. customer assistance 12%
4. wheelie bins 9%
5. water services 9%
6. roads and drainage 7%
7. waste management 6%
8. planning 5%
9. parks 4%
10. emergency management 3%

Information Technology

LODGED IT SUPPORT REQUESTS	
Business Analysis	1
Manager/Admin	32
Systems and Networks	1023
Database	1157
Helpdesk	4638
Total	**6851**

> COMMUNITY SERVICES

Mackay Entertainment and Convention Centre

Over the last 12 months patronage at the Mackay Entertainment and Convention Centre has increased by more than 10,000 people after the MECC's program was reviewed and a number of initiatives were implemented, including the introduction of a hard and soft quarterly "What's On" distributed electronically and in hard copy format and increased use of social media and e-marketing tools to engender a greater understanding of arts product. The MECC website now includes YouTube clippings and increased promotion/ awareness of the Convention Centre's operations.

INDICATORS	2009-2010	2010-2011
Performances	234	224
Patrons	157,725	168,626
Tickets sold for off-site events	10,862	10,829
Events held	407	255

Artspace Mackay

BMA agreed to continue their sponsorship of popular children's program Kidspace, and Artspace exhibited the Ranomok Glass Exhibition for the first time, as well as a wide range of exhibitions designed to appeal to a wide audience. Unfortunately there was a slight decrease in visitor numbers during the financial period to Artspace, which the Convention Precinct and Events Department will focus on improving in the 2011-2012 financial period.

INDICATORS	2009-2010	2010-2011
Visitors	39,338	32,339
Guided tour visitors	3739	4118
Exhibitions and displays	32	134
Artists in residence	1	Nil

Mackay Regional Council Library Services

NEW ITEMS ADDED TO THE LIBRARY COLLECTION

Month	Selections by librarians/Peter Pal	Customer suggestions
July	2129	419
August	2059	426
September	1104	372
October	909	363
November	1201	381
December	1443	276
January	1349	304
February	1389	420
March	2176	375
April	1074	354
May	3152	344
June	3765	386

MEMBERS BY BRANCH

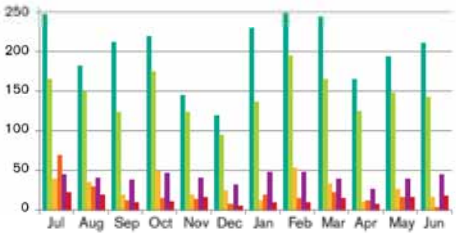

Mackay City Gordon White Mobile Walkerston Sarina Mirani

LOANS PER MONTH BY BRANCH

Sarina Sugar Shed

During 2010-2011 the Sarina Sugar Shed focused their attention on the local market and the drive-by market increasing their visitors by 20 per cent. Partnerships with local businesses and participation in local field days enabled the tourist facility to achieve this significant increase.

RECORDED VISITORS TO SARINA 2010-2011:

8,799 PEOPLE

6,428 TOOK A SUGAR SHED TOUR

=73% CAPTURED MARKET

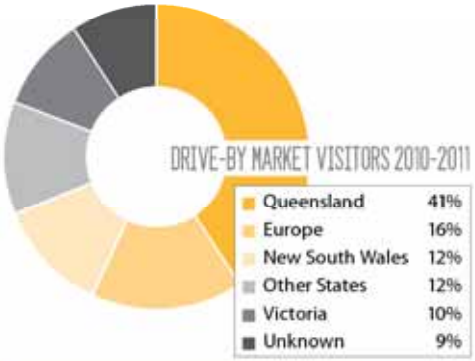

DRIVE-BY MARKET VISITORS 2009 - 2010	
Queensland	27%
Victoria	15%
New South Wales	14%
Overseas	11%
Western Australia	5%
Territories/Tasmania	3%
Unknown	25%

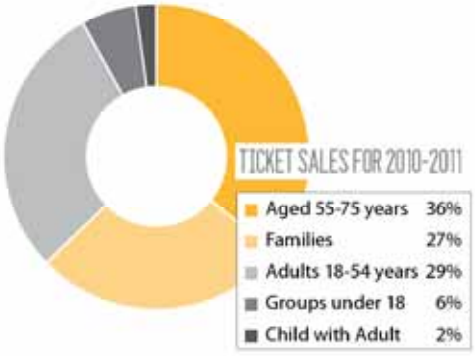

TICKET SALES FOR 2009-2010	
Concessions	35%
Adults	33%
Families	25%
Discounted child	6%
Child	1%

Aquatic Facilities

Attendance figures at aquatic facilities and Learn 2 Swim classes during 2010-2011 were lower due to extreme weather conditions.

MACKAY REGION SWIM CENTRE ATTENDEES:

Location	2009-2010	2010-2011
Memorial Swim Centre	35,415	29,957
Pioneer Swim Centre	27,375	23,428
Mirani Swim Centre	5188	7139
Sarina Swim Centre	4798	4623
Bluewater Lagoon	413,374	321,184

LEARN 2 SWIM CLASS ATTENDEES: (NOT INCLUDED IN ABOVE FIGURES)

Location	2009-2010	2010-2011
Memorial Swim Centre	8565	4052
Pioneer Swim Centre	20,230	18,511

> ENGINEERING SERVICES

Construction

CAPITAL WORKS PROGRAM	2010-2011 BUDGET
Trunk Roads	$16,747,500
LATM traffic and road safety	$2,309,700
General works	$2,523,000
Trunk Drainage and Storm Water Quality	$5,065,000
Shoulder treatment initiatives	$1,673,000
Pavement improvements	$3,765,000
Bridge replacement	$2,158,000
Footpaths and bikeways	$1,247,350
Boat ramps	$181,000
Traffic signals	$60,000
Off-street car parking	$100,000
Bus shelters	$125,000
Total	$35,954,550

Parks and Environment

583 TREES PLANTED

34,921 Toilets Cleaned

16,744 BBQS CLEANED

25 GRAVES DUG BY HAND

5097 TREES PRUNED

ITEM/ACTION	2009-2010	2010-2011
Toilets cleaned (each)	33,957	34,921
Barbecues cleaned	16,726	16,744
Litter (hours)	859	312*
Brush cutting (hours)	4444	1822*
Herbicide spraying (hours)	664	528
Mowed area	31,863,109m²	26.5ha*
Irrigation repairs (hours)	757	271
Trees pruned	4514	5097
Garden area serviced	22,918,46m²	26,15,000m²
Scheduled palm trees de-seeded	900	498
Requests – branch pick up	1078	252
Coconut trees de-nutted	98	3
Requests - minor prune	217	357
Requests - major prune	711	1120
Trees attended in juvenile stage	757	1189
Trees planted in streetscapes	453	583
Burials at Mt Bassett	160	140
Burials at Mt Bassett (ashes)	35	29
Burials at Mackay Cemetery	13	14
Burials at Mackay Cemetery (ashes)	17	3
Burials at Walkerston Cemetery	94	79
Burials at Walkerston (ashes)	20	12
Burials at Mirani Cemetery	13	12
Burials at Marian Cemetery	5	6
Burials at Sarina Cemetery	29	27
Graves dug by hand	25	25

*New software system was introduced, recording method changed.

> DEVELOPMENT SERVICES

Development Assessment

RESIDENTIAL AND NON-RESIDENTIAL BUILDING APPROVALS BY LOCAL GOVERNMENT AREA 2010-2011



DWELLINGS IN NEW RESIDENTIAL BUILDINGS

27,200 QLD
865 MACKAY
=3.2% OF QLD

RESIDENTIAL BUILDING VALUE

6.8 billion QLD
245 million MACKAY
=3.6% OF QLD

PROPORTION OF TOTAL VALUE THAT IS RESIDENTIAL

54.7% QLD
71.8% MACKAY

TOTAL RESIDENTIAL BUILDING VALUE

8 billion QLD
274.4 million MACKAY
=3.4% OF QLD

TOTAL BUILDING VALUE

14.7 billion QLD
382.2 million MACKAY
=2.6% OF QLD

TOTAL NON - RESIDENTIAL BUILDING VALUE

6.6 billion QLD

107.9 million MACKAY

=1.6% OF QLD

VALUE OF ALL BUILDING APPLICATIONS:

$636.4 million 2009-2010

$728.5 million 2010-2011

MINOR WORKS APPLICATIONS COMPLETE IN THE 10 DAY PERIOD AND KPI:

97% 2009-2010 99% 2010-2011

MATERIAL CHANGE OF USE (MCU) AUDITS PROCESSED AND OUTSTANDING INFRASTRUCTURE RECOVERED:

Years	MCU audits	Contributions recovered
2009-2010	94	$68,913
2010-2011	273	$1,821,590

REQUESTS RECEIVED/COMPLETED BY EACH AREA:

2009-2010

Area	Received	Completed
Local Laws	3540	3536
Environmental Services	261	259
Environmental Health	779	779
Compliance	1395	1390
Pest Management	146	146

2010-2011

Area	Received	Completed
Local Laws	3749	3501
Environmental Services	200	192
Environmental Health	811	805
Compliance	1226	1205
Pest Management	158	156

Health and Regulatory

PEST MANAGEMENT COMPLAINTS AND INSPECTIONS:

Complaint	Inspections
Dingo/Wild Dog	289
Feral Pig	165
Giant Rats Tail Grass	35
Parthenium Weed	30
Sicklepod	27
Tobacco Weed	10
Fox	10
Singapore Daisy	5
Feral Cats	5
Salvinia	4
Other Plant	3
Lantana	3
Water Hyacinth	1
Rabbits	1
Other Animal	1

LOCAL LAWS REQUESTS:

Request	Investigations
Overgrown allotments	792
Aggressive dogs	700
Dogs barking	493
Abandoned vehicles	449
Livestock/poultry/birds	371
Excessive dog numbers/unregistered	135
Straying dogs	135
Illegal camping	53

NUMBER OF HEALTH INSPECTIONS:

- 251 Food inspections
- 131 Noise
- 96 Nuisances
- 53 Flammable liquids
- 51 Water pollution
- 36 Food complaints
- 26 Swimming pools
- 23 Accommodation
- 21 Caravan parks
- 14 Vermin control
- 4 Caravan park complaints
- 3 Lights
- 3 Accommodation complaints
- 1 Footpath dining
- 1 Vendors
- 1 Flammable liquid complaint
- 1 Swimming pool complaint

> MACKAY WATER AND WASTE SERVICES

Waste Services

KERBSIDE COLLECTION SERVICES:

DOMESTIC WASTE COLLECTION - WEEKLY

45,460 bins 2009-2010

46,268 bins 2010-2011

= 1.8% increase

KERBSIDE WASTE BIN COLLECTIONS

29,402 tonnes 2009-2010

30,709 tonnes 2010-2011

= 4.4% increase

DOMESTIC WASTE COLLECTION

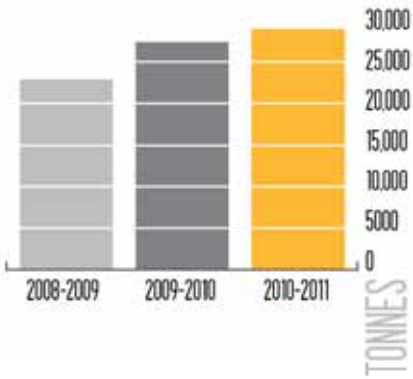

GREEN WASTE RECYCLING AMOUNTS

20,936 tonnes* 2009-2010

10,206 tonnes 2010-2011

*In March 2010, Cyclone Ului struck the Mackay region significantly increasing the amount of green waste processed. 2010-2011 figures reflect a typical year for the Mackay region.

RECYCLING COLLECTION - FORTNIGHTLY

43,432 bins 2009-2010

44,687 bins 2010-2011

= 2.9% increase

MATERIALS RECOVERY FACILITY

PROCESSED RECYCLABLES

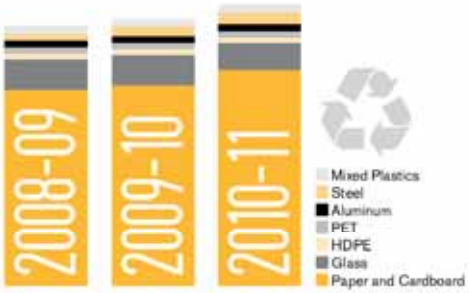

Recyclable Material	2009-2010 (tonnes)	2010-2011 (tonnes)	% difference
Glass	595.72	534.54	- 10%
Paper and cardboard	3895.82	4196.43	+ 8%
HDPE High-density polyethylene	108.34	104.37	- 4%
PET Polyethylene terephthalate	134.11	126.82	- 5%
Aluminum	134.39	135.34	+ 1%
Steel	181.1	231.13	+ 28%
Mixed plastics	158.1	166.12	+ 5%
Total	**5207.58**	**5494.75**	**+ 6%**

WASTE RECEIVED AT HOGAN'S POCKET LANDFILL

84,106 tonnes 2009-2010

97,789 tonnes 2010-2011

Significant increase in the total tonnes of waste landfilled in 2010-2011. The change is a 16.3 per cent increase from 2009-2010 to 2010-2011. There was no single contributing factor. The region was hit by cyclone Yasi and its associated preparation. Also there were a large number of construction projects that were conducted during the year that contributed towards this increase.

Month	2009-2010 (tonnes)	2010-2011 (tonnes)
July	6770.40	7713.94
August	6111.52	7618.40
September	6947.14	7689.59
October	6857.86	7959.70
November	6831.16	7782.08
December	7431.58	9383.96
January	6664.98	7896.70
February	6935.10	8260.92
March	8787.32	9086.42
April	7092.96	8015.82
May	6872.48	9134.98
June	6803.76	7246.80

» For more information, please refer to the Mackay Water Services Annual Performance Report, page 84.

POLICIES, REGISTERS AND ALLOWANCES

POLICIES:

BORROWING POLICY:

Loans are used to fund major capital and infrastructure works so that repayments are spread over a number of years - usually the expected life of the asset. The Borrowings Policy deals with new borrowings, the purpose of the borrowings and repayment terms.

Proposed borrowings and repayments are as follows:

Project	2009-2010 Loan	2010-2011 Loan	2011-2012 Loan	Repayment Term
General	25,774,000	35,963,734	15,105,500	9 to 20 years
Water	3,283,705	15,519,609	8,842,283	20 years
Sewerage	4,259,501	-	16,153,054	20 years
Cleansing	-	2,251,893	8,160,401	15 to 20 years
Total	**$33,317,206**	**$53,735,236**	**$48,261,238**	

PURPOSES OF BORROWINGS:

The type of projects that are funded by loan borrowings are those that will not have a financial impact over a number of years. This method ensures that ratepayers are not burdened with unrealistic expenditure levels. The repayment for these capital works creates an asset for council, which can then be repaid over the years relating to the life of the asset, where appropriate.

REVENUE POLICY:

The Revenue Policy, adopted annually at the budget meeting governs council's revenue raising activities. The policy provides details on how rates are levied and explains the differential rating system that more fairly shares the burden of rates including differential categories. All water, sewerage and waste charges are based on this policy, as well as special levies, rate remissions, payments and discounts, and overheads on private work. Copies of the Revenue Policy are available from www.mackay.qld.gov.au.

ADMINISTRATIVE ACTION COMPLAINTS:

Mackay Regional Council is committed to the efficient, effective and fair management of customer complaints. Council has developed an open, customer-focused and responsive complaints handling process, and endeavours to resolve complaints in a consistent and systematic manner, in accordance with relevant policies and procedures. Council uses data gathered from its complaint management activities to identify trends, eliminate the causes of complaints and improve council's operations.

Council has adopted a Complaint Policy, which has been subject to review by a group of senior council officers, to ensure that it is compliant with the requirements of the Local Government Act (2010).

During the 2010-2011 financial year:

- 58 administrative action complaints were made to council
- 53 administrative action complaints were resolved by council under the complaints management process; and
- five administrative action complaints were not resolved by the Local Government under the complaints management process and are subject to on-going investigation and review

102 administrative action complaints were made to council in 2009-2010.

SPECIAL RATES AND CHARGES:

Under section 534 1(a and e) council is required to provide details of action taken in relation to, and expenditure on, a service facility or activity for which the Local Government made and levied a special rate or charge for the financial year and a summary of all rebates and concessions allowed by the Local Government in relation to rates.

SPECIAL RATE (CITY CENTRE MANAGEMENT):

A special rate was levied on properties within the City Centre Precinct for 'City Centre Management'. The revenue from these rates was used as core funding for the promotion, revitalisation and enhancement of the City Centre area.

SPECIAL CHARGE (RURAL FIRE SERVICES):

Where requested by a Rural Fire Brigade (or group thereof) council levies a Special Charge to provide assistance with their operations. All funds levied (less an administration charge) are paid to the relevant Rural Fire Brigade or group.

REBATES AND CONCESSIONS:

Council has five different rebates and concessions in relation to rates. These are Pensioner Rates Concession, Rates Remission for non-profit community organisations, Rates Remission - Conservation Strategy, Rates Relief Policy and Undetected Water Leak Relief. Full details of these rebates and concessions are available within the Revenue Policy from www.mackay.qld.gov.au.

COUNCILLORS' REMUNERATION POLICY

Councillors' remuneration is determined by the Local Government Remuneration Tribunal who set remuneration levels for all councils across the State. Mackay Regional Council adheres to the recommendation by the Local Government Remuneration Tribunal.

COUNCILLORS' REIMBURSEMENT POLICY :

The councillors' reimbursement of expenses and provision of facilities policy (as required under the LGA) ensures accountability and transparency in the reimbursement of expenses incurred by councillors and ensures that councillors are provided with reasonable facilities to assist them in carrying out their civic duties.

The policy is as follows:

PAYMENT OF EXPENSES

Expenses will be paid to a councillor through administrative processes approved by Mackay Regional Council's Chief Executive Officer (CEO) subject to the limits outlined in this policy, or council endorsement by resolution.

EXPENSE CATEGORIES

(i) Professional development

Council will reimburse expenses incurred for mandatory professional development and/or discretionary professional development deemed essential for the councillors' role. The Mayor attends the Local Government Association Queensland (LGAQ), Urban Local Government Association (ULGA), Australian Local Government Association (ALGA) and any other relevant conferences/seminars/workshops as the primary delegate (council shall appoint the other delegates). Councillors can attend workshops, courses, seminars and conferences that are related to the role of a councillor. Approval to attend is made by council resolution and therefore councillors should advise the CEO of their desire to attend an event. The CEO will provide a report to council seeking approval on behalf of the councillor.

DISCRETIONARY PROFESSIONAL DEVELOPMENT

Each councillor can attend (at their own discretion) workshops, courses, seminars and conferences that improve the skills relevant to their role. This training is initially limited to $5000 per councillor over the current term of office, but will be reviewed annually when setting the budget. There is no requirement for a council resolution to approve these attendances, however, the councillor would need to submit a request to the CEO (prior to attendance) and provide all relevant documentation within 14 days of attending the event to ensure their expenses are reimbursed. Any professional development requiring overseas travel requires council approval.

(ii) Travel as required to represent council

Council will reimburse local, interstate and, in some cases, intrastate and overseas travel expenses (such as flights, motor vehicle, accommodation, meals and associated registration fees) deemed necessary to achieve the business of council where a councillor is an official representative of council and the activity/event and travel has been endorsed by resolution of council.

Council will pay for reasonable expenses incurred for overnight accommodation when a councillor is required to stay outside the Mackay Regional Council area. All councillor travel approved by council will be booked and paid for by council. This includes transfers to and from airports (eg. taxis, trains and buses).

(iii) Private vehicle usage

Councillors' private vehicle usage will be reimbursed if the usage is for official council business. This includes travel to and from councillors' principal place of residence to:

- attend official council business/meetings/functions/ community events and public meetings in the role of councillor
- investigate issues/complaints regarding council services raised by residents/rate payers and visitors to the region.

Councillors making a claim for reimbursement of private vehicle usage can do so by submitting the appropriate form detailing the relevant travel based on log book details. The amount reimbursed will be based on the published Australian Tax Office business-use-of-motor-vehicle-cents-per-kilometre method, and kilometre rate applicable at the time of travel. Councillors will be provided with an appropriate log book to assist in this process.

(iv) Meals

Council will reimburse reasonable costs of meals for a councillor when the councillor has incurred the cost personally and the meal was not provided within the registration cost of the approved activity/event, upon production of a valid tax invoice. If a councillor elects not to produce tax invoices and seek reimbursement for meals while attending official council business, he/she may claim the following meal allowance where the meal was not provided within the registration costs of the approved activity/event: $23 for breakfast (if the councillor is required to depart their home prior to 6am) $25 for lunch and $43 for dinner (if the councillor returns to their home after 9pm). Expenses relating to the consumption of alcohol will not be reimbursed. Should the councillor choose not to attend a provided dinner/meal, then the full cost of the alternative meal shall be met by the councillor.

(v) Incidental daily allowance

An incidental daily allowance of $16.50 will be paid to councillors to cover incidental costs incurred while they are travelling and staying away from home overnight. Councillors claiming this allowance should do so on the appropriate form within 14 days of the conclusion of the event to the CEO for reimbursement.

(vi) Hospitality

Councillors may have occasion to incur hospitality expenses while conducting council business apart from civic receptions organised by council. The Mayor may particularly require additional reimbursement when entertaining dignitaries outside of official events. To allow for this expense, the following amounts can be claimed: $500 per annum for councillors and up to $6000 per annum for the Mayor (based on the category assigned to council by the Local Government Remuneration Tribunal).

(vii) Accommodation

Councillors may need to stay away from home overnight while attending to council business. When attending conferences, councillors should take advantage of the package provided by conference organisers (if applicable) and therefore stay in the recommended accommodation unless prior approval has been granted by the CEO. All councillor accommodation for council business will be booked and paid for by council. Suitable accommodation will be sought within a reasonable distance to the venue that the councillor is to attend. Should more than one councillor attend the same event, council will book and pay for a separate room for each attending councillor.

PROVISION OF FACILITIES

Council will provide facilities for the use of councillors in the conduct of their respective roles with council. All facilities provided remain the property of council and must be returned when the councillor's term expires. The facilities provided by council to councillors are to be used only for council business unless prior approval has been granted by resolution of council.

FACILITY CATEGORIES

(a) Administrative tools and access to council office amenities

Councillors will be provided with the following:

- suitable office space at the administration building, Gordon Street, Mackay, and council meeting rooms for daily use
- secretarial support for Mayor and councillors located at the administration building, Gordon Street, Mackay
- desktop and/or laptop computer
- use of council landline telephone and internet access
- fax and/or scanner
- printer, photocopier, paper shredder, filing cabinet
- stationery
- hands-free mobile telecommunications device for councillors' private vehicle
- any other administrative necessities, which council resolves are necessary to meet the business of council.

(b) Home office

Council recognises that by using contemporary communication technologies (such as the internet for the electronic distribution of agendas and minutes) that some councillors would be required to travel long distances, therefore, it is necessary to provide home-office facilities to councillors. Accordingly, council will supply and pay for: an internet connection (broadband or dial-up), phone line for internet connection, fax/printer/modem and scanner suitable for connection to a council-supplied laptop – for each councillor residence.

(c) Maintenance costs of council-owned equipment

Council is responsible for the ongoing maintenance and reasonable wear-and-tear costs of council-owned equipment that is supplied to councillors for official-business use. This includes the replacement of any facilities that fall under council's Asset Replacement Program.

(d) Uniforms and safety equipment

Council will provide to a councillor:

- uniform allowance as per staff policy
- Necessary safety equipment for use on official business (eg. safety helmet, boots and safety glasses).

(e) Use of council vehicles on council business

Councillors will have access to a suitable council vehicle for official business. A councillor wishing to use a council vehicle for council business use must submit a request to the CEO at least two days prior, except in exceptional circumstances as determined between the councillor concerned, Mayor and CEO.

(f) Private use of council vehicles

The Mayor will be provided with a fully maintained Land Cruiser Sahara (or equivalent) including all running costs provided for unlimited and unrestricted use by the Mayor for council business and private purposes in recognition of the duties required to be performed by the Mayor and the irregular hours required to attend council, community and civic responsibilities.

(g) Fuel costs

All fuel used in a council-owned vehicle on official council business will be provided or paid for by council.

(h) Car parking amenities

Council will provide councillors with car-parking spaces at all council premises, as provided for council staff. Councillors will be reimbursed for parking costs they have paid while attending to official council business (eg. secured vehicle parking at the airport).

(i) Telecommunication needs: mobile phones

Either of the following options for mobile phones shall be available to councillors:

- Mobile phone provided by council

  Where a councillor is provided with a mobile phone by council, all costs attributed to council-business use shall be paid by council (including total plan costs). Unless otherwise determined, the private use component will be deemed to be $120 per annum and this will be deducted automatically, in equal portions, from the councillor's monthly salary.

- Mobile phone provided by councillor

When a councillor uses his/her own personal mobile phone for business use, council shall reimburse the councillor up to 90 per cent of the total phone account each month. This includes plan costs and actual calls made. The respective councillor is to provide the CEO with a copy of their monthly account for reimbursement. (Note: Councillors may request that council take over their number - and plan if so required - for the term of office and likewise councillors may request to keep the number as an individual at the end of their term of office).

The Mayor and CEO shall in the event of a dispute be the final arbiters as to what costs are council business and may withdraw specific limits to benefits under this clause.

(j) Insurance cover

Councillors will be covered under relevant council insurance policies while discharging civic duties. Specifically, insurance cover will be provided for public liability, professional indemnity, councillors' liability and personal accident. Council will pay the excess for injury claims made by a councillor resulting from the conduct of official council business and on any claim made under insurance cover. Council will cover costs incurred through injury, investigation, hearings or legal proceedings into the conduct of a councillor, or arising out of (or in connection with) the councillor's performance of his/her civic functions. If it is found the councillor breached the provisions of the Local Government Act 1993, the councillor will reimburse council with all associated costs incurred by council.

(k) API card

Councillors may become API members.

(l) Limit

Council may by resolution reduce or limit benefits receivable under this policy.

COUNCILLORS' ALLOWANCES

Under section 534 (1g[i]) of the Local Government Act 1993, council must provide the total remuneration paid by it to each of its councillors under the remuneration schedule during the year.

REMUNERATION PAID TO COUNCILLORS DURING 2010-2011	
Cr Col Meng	$156,609
Cr Darryl Camilleri	$105,759
Cr Wendy Cameron	$95,499
Cr Kevin Casey	$95,499
Cr George Christensen	$17,725
Cr Deirdre Comerford	$95,499
Cr Diane Hatfield	$95,499
Cr Karen May	$95,499
Cr David Perkins	$95,499
Cr Paul Steindl	$95,499
Cr Greg Thomsen	$95,499
Cr Ross Walker	$55,708

Under Section 42 (5) of the Local Government (Operations) Regulation 2010, councillors voted to maintain their 2010 total remuneration levels throughout 2011 and opted not to receive the 2.5 per cent increase recommended by the Local Government Remuneration Tribunal in January 2011 to help keep operational costs down.

SUPERANNUATION CONTRIBUTIONS PAID 2010-2011	
Cr Col Meng	$18,793
Cr Darryl Camilleri	$12,691
Cr Wendy Cameron	$11,460
Cr Kevin Casey	$11,460
Cr George Christensen	$2127
Cr Deirdre Comerford	$11,460
Cr Diane Hatfield	nil*
Cr Karen May	$11,460
Cr David Perkins	$11,460
Cr Paul Steindl	$11,460
Cr Greg Thomsen	$11,460
Cr Ross Walker	$6685

* Councillor Diane Hatfield elected not to take the superannuation contribution.

BREAKDOWN OF COUNCILLORS' EXPENSES

Under section 534 of the LGA, the expenses incurred by, and the facilities provided to, each of its councillors under the local government's expenses reimbursement policy during the year must be disclosed.

COUNCILLORS	CONFERENCES AND TRAVEL	PRIVATE VEHICLE USAGE	PROVISION OF FACILITIES	TOTAL
Cr Col Meng	14,504		20,746	35,249
Cr Darryl Camilleri	2295		2420	4715
Cr Wendy Cameron	1867	4759	2079	8705
Cr Kevin Casey	3405	9464	2453	15,322
Cr George Christensen	-40.91		2159	2118
Cr Deirdre Comerford	1132		3032	4164
Cr Diane Hatfield	4697		2213	6910
Cr Karen May	5890		2632	8522
Cr David Perkins	7317	8092	3361	18,769
Cr Paul Steindl	3700		2176	5876
Cr Greg Thomsen	3943	3488	3642	11,073
Cr Ross Walker	175	4646	2330	7151
TOTALS	$48,884	$30,449	$49,243	$128,574

LIST OF REGISTERS

Council maintains a list of registers that are available on request. These include:

- Register of assets
- Register of authorised persons
- Register of cats and dogs
- Register of animal impoundment
- Register of stock impoundment
- Register of vehicle impoundment
- Register of licensing
- Register of cemetery
- Register of contracts
- Register of councillor complaints
- Register of conflict/material personal interest
- Register of interests
- Register of local laws and subordinate local laws
- Register of roads and road maps
- Register of gifts and benefits
- Register of lobbyists
- Register of complaints
- Register of testable backflow prevention devices
- Register of installed on-site sewerage and greywater use facilities
- Register of electoral gifts
- Register of infrastructure notices
- Register of infrastructure agreements
- Register of land records
- Register of regulatory fees
- Register of delegations

REGISTER OF COUNCILLOR COMPLAINTS

COMPLAINT NO.	DATE COMPLAINT RECEIVED	NAME OF COUNCILLOR COMPLAINT IS MADE AGAINST	NATURE OF ALLEGATION	OUTCOME
001	8/11/2010	Cr Diane Hatfield	Inappropriate conduct under section 176(4) of the Local Government Act 2009 and the Charter for Councillors - in regards to an email.	In terms of Section 177 (9) of the Local Government Act 2009, written notice was given to the complainant and the accused councillor, of the following: a) As required by section 177 (5), the complaint was assessed as inappropriate conduct and hence as per section 177 5(b) referred to the Mayor. b) The Mayor, after consideration of the information available to him, reprimanded the councillor for inappropriate conduct.
002	16/11/2010	Cr Diane Hatfield	In appropriate conduct under section 176 (4) of the Local Government Act 2009 and the Charter for councillors – misrepresentation of facts.	In terms of Section 177 (9) of the Local Government Act 2009, written notice was given to the complainant and the accused councillor, of the following: c) As required by Section 177 (5), the complaint was assessed as inappropriate conduct and hence as per section 177 (5)b referred to the Mayor. d) The Mayor, after consideration of the information available to him, found the councillor not guilty.

REPRESENTATIVE COMMITTEES

ADVISORY COMMITTEES

COMMITTEE	COUNCILLOR
Audit Advisory Committee	Cr Col Meng Cr Darryl Camilleri Cr Deirdre Comerford (Observer/Proxy)
City Focus Advisory Committee	Cr Dave Perkins Cr Deirdre Comerford
Community Grants Advisory Committee	Cr Karen May Cr Wendy Cameron Cr Paul Steindl Cr Dave Perkins
Heritage Advisory Committee	Cr Wendy Cameron
Local Area Multicultural Partnership Committee	Cr Karen May
Local Disaster Management Group	Cr Col Meng Cr Darryl Camilleri Cr Karen May
Local Marine Advisory Committee (GBRMPA)	Cr Ross Walker
Corporate Projects Committee	Cr Col Meng Cr Darryl Camilleri Cr Dave Perkins
Mackay Matsuura Sister City Committee	Cr Dave Perkins Cr Paul Steindl
Mackay Public and Community Transport Advisory Committee	Cr Karen May Cr Di Hatfield
Mackay Water Recycling Project Advisory Committee	Cr Col Meng Cr Deirdre Comerford
Equitable Access Advisory Committee	Cr Karen May
Natural Environment Advisory Committee	Cr George Christensen* Cr Ross Walker* Cr Wendy Cameron Cr Paul Steindl
Regional Arts Development Fund	Cr Karen May Cr Wendy Cameron

COMMITTEE	COUNCILLOR
Rural Affairs Advisory Committee	Cr Wendy Cameron Cr Ross Walker Cr Karen May
Sarina Community Development Advisory Committee	Cr Wendy Cameron Cr Karen May
Sarina Field of Dreams Advisory Committee	Cr Dave Perkins Cr Wendy Cameron Cr Karen May
Sarina Sugar Shed Advisory Committee	Cr Dave Perkins Cr Darryl Camilleri Cr Karen May
Stormwater Quality Management Advisory Committee	Cr Deirdre Comerford Cr Kevin Casey
Sustainable Futures Advisory Committee	Cr Karen May Cr George Christensen* Cr Ross Walker* Cr Deirdre Comerford Cr Greg Thomsen
Traffic, Regulated Parking and Bicycle Advisory Committee	Cr Kevin Casey Cr Paul Steindl Cr Wendy Cameron

EXTERNAL LOCAL, STATE OR FEDERAL GOVERNMENT COMMITTEES

COMMITTEE	COUNCILLOR
Art Advisory Group for the Mackay Base Hospital Redevelopment Project	Cr Darryl Camilleri
Artspace Mackay Foundation Executive Committee	Cr Col Meng
Australia Wide Rural Road Group (AWRRG)	Cr Col Meng
CTM Water Alliance Executive Committee	Cr Deirdre Comerford
Events Precinct Steering Committee	Cr Darryl Camilleri
LGAQ Social Policy Reference Group	Cr Deirdre Comerford
LGAQ Environment and Health Reference Group	Cr Greg Thomsen
LGAQ Finance and Governance Reference Group	Cr Darryl Camilleri
LGAQ Natural Resource Management and Climate Change Group	Cr Karen May
LGAQ Regional Development and Relationships Group	Cr Dave Perkins
Local Authorities Waste Management Advisory Committee	Cr Greg Thomsen Cr Paul Steindl – Proxy
Mackay District Disaster Management Group	Cr Col Meng
Mackay Local Marine Advisory Committee	Cr Karen May Cr Ross Walker (to apply)
Mackay Region Boating Facilities (QLD Transport)	Cr Kevin Casey
Mackay Sarina Coastal Project	Cr George Christensen* Cr Ross Walker*
Mackay Whitsunday Community Jobs Priority Committee	Cr Karen May
Mackay Whitsunday Regional Economic Development Corporation	Cr Col Meng
Mackay Whitsunday Regional Roads Group	Cr Col Meng
Mackay Whitsunday Regional Water Supply Strategy Management Committee	Cr Deirdre Comerford
North Queensland Regional Water Supply Strategy Management Committee	Cr Deirdre Comerford
Regional Development Australia – Mackay Whitsunday Inc.	Cr Darryl Camilleri
North Queensland Sports Foundation	Cr Paul Steindl
North Queensland Local Government Association	Cr Greg Thomsen
Pioneer River Improvement Trust	Cr Kevin Casey Cr Wendy Cameron
Road Accident Action Committee	Cr Dave Perkins
Mackay Isaac Whitsunday Regional Planning Committee	Cr Col Meng
Mackay Isaac Whitsunday Regional and Transport Planning Program	Cr Col Meng Cr Di Hatfield (Observer)
Whitsunday Hinterland and Mackay Bowen Regional Organisation of Councils	Cr Col Meng

EXTERNAL COMMUNITY COMMITTEE

COMMITTEE	COUNCILLOR
Brewers Park Sports Ground Committee	Cr Paul Steindl
Citysafe	Cr Dave Perkins
Coal to Coast Festival Sarina	Cr Dave Perkins Cr Karen May
DBCT Community Working Group	Cr Karen May Cr Wendy Cameron
JCU Community Consultation	Cr Darryl Camilleri
Mackay Area Fish Stocking Association	Cr Dave Perkins
Mackay Base Hospital Community Reference Group	Cr Darryl Camilleri
Mackay Physical Activity Reference Group	Cr Paul Steindl Cr Wendy Cameron
Regional Social Development Centre	Cr Karen May
Mackay Tourism	Cr Dave Perkins
Pine Islet Lighthouse Preservation Society Incorporated	Cr Greg Thomsen
Pioneer Catchment and Landcare Group Inc.	Cr Wendy Cameron Cr George Christensen* Cr Ross Walker*
Pioneer Valley Community Action Network Group	Cr Wendy Cameron
Pioneer Valley Museum	Cr Wendy Cameron Cr Karen May
North Qld Bulk Ports Community Reference Group – Hay Point	Cr Karen May
North Qld Bulk Ports Community Reference Group – Mackay	Cr Di Hatfield
Reef Catchments	Cr George Christensen* Cr Ross Walker*
Safe Communities	Cr Wendy Cameron Cr Dave Perkins Cr Karen May
Sarina Historical Centre Committee	Cr Karen May
Sarina Landcare Integrated Catchment Management Association	Cr George Christensen* Cr Ross Walker* Cr Wendy Cameron
Sarina Primary Health Care Council	Cr Wendy Cameron
Sarina Rural Skills Centre Management Board	Cr Wendy Cameron
Stadium Project Committee	Cr Paul Steindl
St Vincents De Paul Housing Committee	Cr Kevin Casey

INTERNAL WORKING GROUPS

COMMITTEE	COUNCILLOR
Asset Management Steering Committee	Cr Darryl Camilleri
Carbon Pollution Reduction Technical Reference Group	Cr Deirdre Comerford Cr Karen May Cr Ross Walker
Community Plan	Cr Karen May Cr Darryl Camilleri
Development Assessment Review Team (DART)	Cr Di Hatfield
Development Industry Forum	Cr Col Meng Cr Di Hatfield Cr Darryl Camilleri
MRC Open Space, Sports and Recreation Study Reference Group	Cr Karen May Cr George Christensen* Cr Ross Walker* Cr Paul Steindl
Natural Environment Working Group	Cr Wendy Cameron Cr Karen May Cr Ross Walker
Plant, Fleet and Procurement Working Group	Cr Deirdre Comerford
Rates Steering Committee	Cr Darryl Camilleri Cr Paul Steindl
Sarina Transport Working Group	Cr Wendy Cameron
Strategic Planning Managers	Cr Di Hatfield
Smart Housing Working Group	Cr Darryl Camilleri Cr Deirdre Comerford Cr Di Hatfield
Transport Working Group	Cr Kevin Casey

* PLEASE NOTE: On November 17, 2010, Cr Ross Walker assumed Cr George Christensen's committee functions.

ATTENDANCES

Under section 534 (1h) of the Local Government Act, council must provide details of the number of meetings attended by each councillor during the year. These details are illustrated in the table (right).

* In September 2010, Cr George Christensen resigned from council after being appointed Federal Member for Dawson. In a by-election in November 2010, Ross Walker was appointed councillor and portfolio councillor for Parks, Natural Environment, Sustainability.

COUNCILLORS	ORDINARY	SPECIAL MEETINGS	ABSENT ON COUNCIL BUSINESS	LEAVE OF ABSENCE
Cr Col Meng	31	1	3	5
Cr Darryl Camilleri	37	1		2
Cr Wendy Cameron	31		1	7
Cr Kevin Casey	38	1	1	
Cr George Christensen*	3			
Cr Deirdre Comerford	33	1	1	5
Cr Diane Hatfield	37	1		2
Cr Karen May	35	1		4
Cr David Perkins	36	1	3	
Cr Paul Steindl	37	1		2
Cr Greg Thomsen	38	1	1	
Cr Ross Walker*	22	1		1
Total council meetings for 2010-2011	39	1		

MACKAY WATER SERVICES

ANNUAL PERFORMANCE REPORT 2010-2011

VISION

Mackay Water Services will be an innovative water service provider which is recognised for its commercial performance, provides regional leadership, has the respect of its customers and industry regulators and prides itself on its sustainability.

MISSION

Mackay Water Services is committed to delivering sustainable water services to the Mackay region in an efficient and commercially responsible manner.

OVERVIEW OF 2010-2011 FINANCIAL YEAR

Mackay Water Services is a commercialised business unit of Mackay Regional Council that provides water and sewerage services to its residential, commercial and industrial customers. The business unit employs over 170 staff and has a combined annual operating and capital budget of over $118 million. Its operations are carried out according to the annual Performance Plan that defines council's expectations in terms of performance, reporting, level of service and policy compliance.

The directorate is made up of three programs, Planning and Sustainability, Infrastructure Delivery and Operations. Combined, these programs work together to provide quality, cost effective and environmentally sustainable water and wastewater services to the Mackay region.

During 2010-2011 the business continued to provide high quality drinking water and effectively manage reticulated sewerage services throughout the region. A total of 12,540ML of water was supplied, 12,650ML of sewerage treated and 1165 ML of water recycled for agricultural purposes.

Work continued to deliver infrastructure upgrades to increase the reliability and security of water supplies in the region, although significant wet weather and an extended wet season saw delays in the Capital Program.

PLANNING AND SUSTAINABILITY

The Planning and Sustainability program of Mackay Water Services is responsible for forecasting and planning short and long term water and wastewater infrastructure investment solutions for the Mackay Regional Council area. These solutions address:

- Renewal and replacement of existing infrastructure at the end of economic life
- New or augmented infrastructure capacity to service growth in demand for services

The program actively develops projects from the first indication that a need exists to a point where sufficient planning outcomes are available to support infrastructure delivery.

The past year has seen a number of projects take shape including those which form the 2011-2012 capital investment program. Significant new projects planned or finalised for Infrastructure Delivery are:

WATER SERVICES

- Dumbleton Raw Water Supply Phase1: Increased capacity to provide raw water to the recently completed Nebo Road Water Treatment Plant upgrade
- Augmentation of Mirani Water Supply Networks to improve pressure
- Replacement of Nebo Road Trunk Water Mains
- Concept Planning of District Metered Areas as a water loss management initiative

SEWERAGE SERVICES

- Gooseponds Sewage Pump Station upgrade
- Dump Road Sewage Pump Station upgrade
- Prawn Farm Sewage Pump Station upgrade
- Goldsmith Street Sewage Pump Station upgrade

KEY ACHIEVEMENTS

- Development and implementation of risk assessment based project prioritisation approach for all identified capital projects
- Introduction of best practice project development principles in the planning process
- Development of standardised approaches to documenting the various project development stage milestones
- Development of the Sewerage Hydraulic models in support of strategic planning

INFRASTRUCTURE DELIVERY

The key drivers determining the Capital Program include customer service, environmental and social standards, population growth and Mackay's strategic plan. 2010-2011 saw significant wet weather and an extended wet season resulting in delays to the Capital Program.

WORKS UNDERTAKEN TO ACHIEVE THESE OUTCOMES INCLUDED:

> Completion of a number of water main upgrades and renewals including Shakespeare Street (Milton – Sydney) and Shakespeare Street (Nebo – Gardiner), Broad Street, Sarina, Lawson and Tennyson Streets, Howard and Hinton Streets, Boundary Road (Connors – highway), Connors Road (Archibald – Boundary)

> Completion of five sewerage pump station mechanical upgrades in Sarina and six in Mackay City

CONSTRUCTION WORKS IN PROGRESS INCLUDED:

> Marian water network upgrade – 60% complete

> Place Avenue sewerage rising/gravity main, Sarina – 50% complete

> Bold to Creek Street water main, Walkerston – 75% complete

> Construction of the South Mackay trunk main – 45% complete

DESIGN AND PROCUREMENT INITIATED:

> Dumbleton raw water supply upgrade

> Nebo Road water main replacement

> Sewage Pump Stations – Dump Road, Prawn Farm, Gooseponds and Goldsmith Street

SIGNIFICANT ACHIEVEMENTS FOR THE 2010-2011 YEAR INCLUDED:

SARINA PIPELINE PROJECT COMPLETED

The Sarina Pipeline project, totalling $9.5 million, was completed in the 2010-2011 year. The project allows the direct transfer of potable water from the Nebo Road Water Treatment Plant to Sarina through a 13.2 kilometre pipeline.

NEBO ROAD WATER TREATMENT PLANT UPGRADE

The upgraded Nebo Road Water Treatment Plant was commissioned in May 2011. The project cost a total of $26 million and forms part of the major infrastructure plan to provide a reliable, secure and safe water supply to the community. The upgraded plant now has a peak capacity of 75ML and can service the growing population of Mackay for the next 10 years.

SOUTH MACKAY TRUNK MAIN

The South Mackay Trunk Main project was also completed in 2010-2011. This project makes up the second stage of the Mackay to Sarina pipeline and caters for the ongoing industrial and commercial development in the Paget area.

MAJOR WASTEWATER PUMP STATIONS UPGRADED

$17.3 million has been spent upgrading three major sewerage pump stations located at Beaconsfield Road, Gordon Street and Coles Road to provide a more reliable and up-to-date system for our growing community.

Considerable work was undertaken at the three sites, including pipework, emergency relief storage tanks and the installation of new electrical and control systems.

The upgrades will also help reduce the risk of environmental overflow incidents from equipment or power failure during extreme weather events.

OPERATIONS

TRADE WASTE

The 2010-2011 year has seen the continuation of the trade waste inspection program rollout in the Mackay CBD. Since the inspection program commenced in early 2010, over 540 businesses have been visited with more than 90 approvals issued. It is anticipated that all businesses within the CBD will have been inspected and issued with a trade waste approval, if required, by the end of the 2012 financial year.

Preliminary site visits were also conducted on the majority of identified trade waste generators within the Sarina benefitted sewerage area. These site visits were to primarily educate the affected business operators of the implications of trade waste on the sewerage network and to request servicing of pre-treatment systems (eg. grease traps) at a minimum three month frequency. Plans are currently underway to carry out a full trade waste inspection program in Sarina similar to that being carried out in the Mackay CBD, ideally starting in late 2011.

TREATMENT PLANTS

> $26 million has been spent upgrading the Nebo Road Water Treatment Plant to service the Mackay community for the next 10 years

> Fluoridation of Sarina's water supply was commissioned and operating on November 12, 2010. This project was legislated and fully funded by the State Government

> Effluent from the Mirani sewage treatment plant is now being reused for irrigation at the Pioneer Valley Golf course. This reuse concludes an agreement which was made with Mirani Shire Council prior to amalgamation

> The Mackay Water Recycling Project (MWRP) provides recycled water to 7000 hectares of agricultural land in the Chelona/Homebush area. In the 2010-2011 period the Mackay South Water Recycling Facility discharged 1165ML of recycled water to storage dams.

NETWORK

> The inflow and infiltration project continued in 2010-2011 as part of council's ongoing commitment to reduce stormwater inflow and groundwater infiltration into the sewerage reticulation system. Inspections have progressed steadily with crews identifying areas where stormwater is entering the sewerage system and unnecessarily contributing to the wet weather loads imposed on the wastewater system.

> Council supported participation of two water industry staff in the Water Industry Worker pilot program. Each staff member successfully achieved qualifications in the program.

BUSINESS SERVICES

The Business Services program provides financial, scientific analytical, operational administration, quality assurance, and marketing and communication services to the Water and Waste Services Directorate. The program works with the operational units to identify and implement improvement programs. It also works on ensuring compliance with all legislative and regulatory requirements, including the testing of drinking water, wastewater and ground water samples. Over the 2010-2011 financial year a more sustained effort has been made on ensuring all backflow devices are registered and testing is brought up-to-date. The initial response to this initiative, which is important in ensuring the safety of the drinking water supply, has been quite positive.

SCIENTIFIC AND ANALYTICAL SERVICES

The Water and Waste Services Laboratory (located at the Water Treatment Plant on Nebo Road) monitors the quality of water that is generated from the region's water and wastewater treatment plants, and groundwater from bores at all of the waste disposal sites.

During the last financial year around 88,000 tests were carried out on over 3900 different samples for 125 different parameters.

Some of the major projects included:

> Sarina Raw Sewage Characterisation – testing raw sewage at Sarina with the data being used in the design for the new treatment plant

> Commissioning verification testing for the MSWRF Recycled Water Management Plan – A microbiological assessment of the quality of the effluent at MSWRF, the recycled water storages, and the onsite farmer dams

> Bakers Creek Environmental Monitoring – monitoring of Bakers Creek to evaluate the impacts that the discharged effluent has on the localised environment

> Waste Services Groundwater Monitoring – testing the groundwater monitoring bores at over 20 landfill sites across the region

> NATA (National Association of Testing Authorities) Accreditation was granted for chemical testing on the February 23, 2011. Biological accreditation was granted on the July 27, 2011.

CONSERVATION

During 2010-2011, water restrictions remained in place across all of Mackay Regional Council's water supply areas.

Level 1 restrictions were put in place across Mackay City urban area, Bakers Creek, McEwens Beach, Seaforth, Walkerston and Midge Point due to constraints in the Trunk Infrastructure Capacity to deliver water from the water source at Dumbleton Weir to the reticulation network and to treat the water at the Nebo Road Water Treatment Plant.

Level 2 water restrictions were put in place across Eton, Calen, Kolijo, Bloomsbury, Sarina, Louisa Creek, Hay Point, Koumala, Armstrong Beach, Freshwater Point, Sarina Beach, Campwin Beach, Grasstree Beach, Salonika Beach and Half Tide due to limitations in the availability of water sources or due to the low water allocations available from ground water sources.

Level 3 water restrictions were put in place across Mirani, Gargett, Marian, Finch Hatton and Pinnacle due to the low water allocations available from ground water sources.

WATERWISE REBATES

The Waterwise Rebate Scheme continued, offering residents rebates on the cost of purchasing a water efficient shower rose, dual flush cistern and rainwater tank. During 2010-2011, more than $4500 was paid out to residents who purchased more than $16,300 worth of water saving products.

EDUCATION

Mackay Water Services continued its Water Education Program to help school students and the community learn about the importance of water. The school program provides insight into our local water story, the water cycle and the journey water takes to reach our taps. It also provides students with valuable information on water conservation practices around the home and at school. More than 1300 students received water education with council's Water Education Program visiting over 30 schools.

TOTAL REGION WATER USAGE FOR 2010-2011

LOCATION	MEGALITRES
Nebo Road Water Treatment Plant *surface water + bores	11,002
Sarina WTP	315
Sarina bore 1	79
Sarina bore 2	88
Marwood bore 1	38
Marwood bore 2	196
Marwood bore 3	65
Marwood bore 4	66
Marwood bore 5	0
Koumala bore 1	7
Koumala bore 2	6
Armstrong Beach bore	31
Belly Keel bore	85
Marian	195
Mirani	85
Finch Hatton	29
Gargett/Pinnacle	22
Walkerston	0
Eton	50
Midge Point	152
Calen	28
Bloomsbury	7
TOTAL	**12,546**

MACKAY WATER SERVICES SNAPSHOT:

2 WATER TREATMENT PLANTS

11 WATER TREATMENT FACILITIES

DAMS/WEIRS: 2

RAW WATER PUMP STATIONS: 2

27 BOREHOLES

42 SERVICE RESERVOIRS

WATER PUMP STATIONS: 37

936kms TOTAL LENGTH OF WATER MAINS

36,056 WATER CONNECTIONS

TOTAL WATER SUPPLIED/ANNUM 12,546 ML

288 KL AVERAGE HOUSEHOLD CONSUMPTION/ANNUM

4 WASTEWATER TREATMENT PLANTS

171 WASTEWATER PUMP STATIONS

12,894 WASTEWATER MANHOLES

732 kms TOTAL LENGTH OF SEWER MAIN

31,575 SEWER CONNECTIONS

TOTAL WASTEWATER TREATED/ANNUM: 11,099 ML

$610.40 AVERAGE RESIDENTIAL SEWERAGE BILL/ANNUM

5 RECYCLED WATER STORAGES (MAIN)

27 RECYCLED WATER STORAGES (FARM DAMS)

1165 ML TOTAL WATER RECYCLED FOR AGRICULTURAL

CROSS-SUBSIDIES EVALUATION

Mackay Regional Council has undertaken an analysis of cross subsidies for the provision of water and sewerage services in accordance with the guidelines provided by the Department of Natural Resources (1998). The guidelines state that cross subsidies exist when one class of consumer pays less than the marginal cost of providing a given service, while another consumer pays more than the marginal cost for that same service. The findings of an internal analysis undertaken found that no cross subsidies exist between consumer classes in the provision of water and sewerage services.

WATER ACCESS: $278.60

The annual water access charge in 2010-2011 was $278.60. Properties where a metered water supply has been connected were charged on a per factor basis. Vacant land is allocated one factor per allotment.

WATER CONSUMPTION TARIFFS

Council is responsible for providing water and sewerage infrastructure for existing and future users of these services.

TARIFF 1	TARIFF 2
$1.33/kl	$2.01/kl
0-150 KILOLITRES PER HALF YEAR	OVER 150 KILOLITRES PER HALF YEAR

STAR RATING:

★★★★☆

CUSTOMER SATISFACTION LEVELS

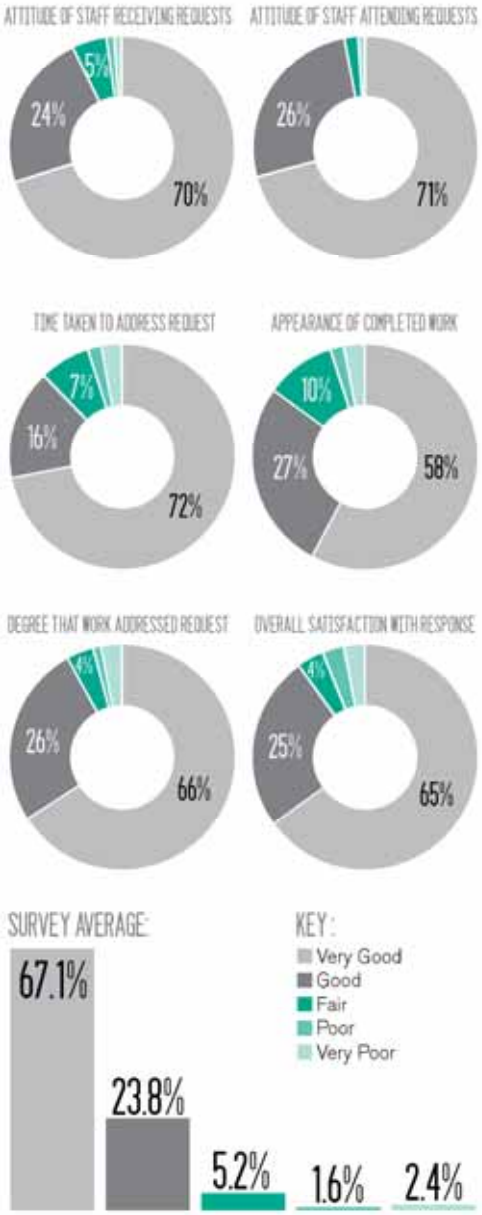

MACKAY WATER SERVICES ANNUAL PERFORMANCE REPORT
93

ANNUAL REPORT 2010-2011

PO BOX 41, MACKAY QLD 4740 PHONE 1300 MACKAY (622 529) FAX (07) 4944 2400

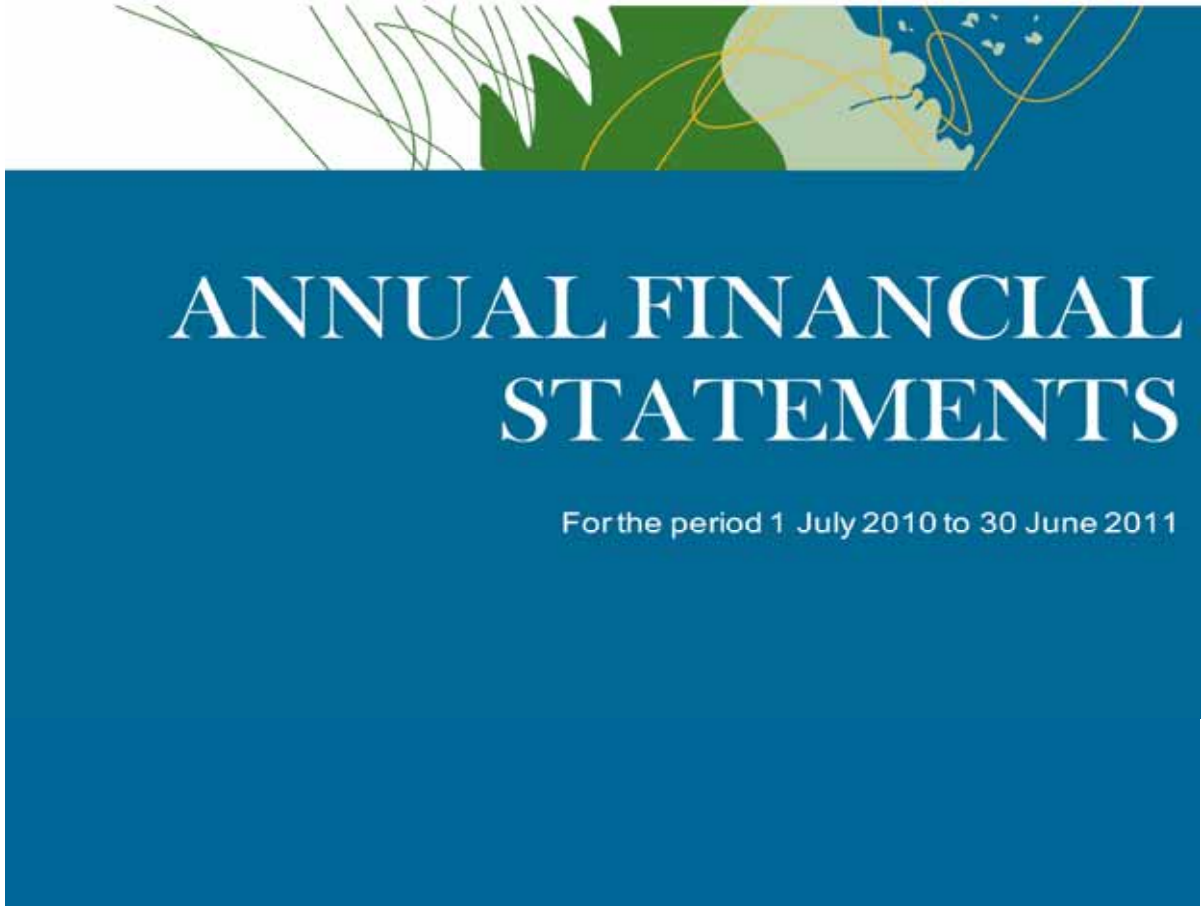
Mackay REGIONAL COUNCIL
ANNUAL FINANCIAL STATEMENTS
For the period 1 July 2010 to 30 June 2011

MACKAY REGIONAL COUNCIL

Financial Statements
For the year ended 30 June 2011

Table of contents

Note		Page
	Statement of Comprehensive Income	3
	Statement of Financial Position	4
	Statement of Changes in Equity	5
	Statement of Cash Flows	6
	Notes to the Financial Statements	
1	Summary of significant accounting policies	7 - 18
2	Analysis of results by function	19 - 20
3	Revenue analysis	21
4	Grants, subsidies, contributions and donations	22
5	Capital income	22
6	Employee benefits	23
7	Materials and services	23
8	Finance costs	23
9	Depreciation and amortisation	23 - 24
10	Capital expenses	24
11	Cash assets and cash equivalents	24
12	Trade and other receivables	25
13	Inventories	25
14	Land held for sale	25
15	Property, plant and equipment	26 - 29
16	Intangible assets	30
17	Trade and other payables	30
18	Provisions	30 - 31
19	Borrowings	31 - 32
20	Other liabilities	32
21	Asset revaluation surplus	32 - 33
22	Other reserves	33 - 35
23	Commitments for expenditure	36
24	Events after balance date	36
25	Contingent liabilities	36 - 37
26	Superannuation	37 - 38
27	Trust funds	38
28	Reconciliation of net result attributable to Council to net cash flow from operating activities	38
29	Financial instruments	39 - 41
30	National competition policy	42 - 45
	Management Certificate	
	Independent Audit Report	

MACKAY REGIONAL COUNCIL

Statement of Comprehensive Income
For the year ended 30 June 2011

	Note	2011 Actual $	2010 Actual $
Income			
Revenue			
Recurrent revenue			
Rates, levies and charges	3(a)	160,325,134	142,157,232
Fees and charges	3(b)	17,548,666	16,056,258
Rental income	3(c)	1,130,046	1,199,985
Interest received	3(d)	4,407,260	4,863,098
Sales contracts and recoverable works	3(e)	9,778,492	6,536,449
Other recurrent income	3(f)	3,766,780	4,290,931
Grants, subsidies, contributions and donations	4(a)	45,769,156	23,917,644
Total recurrent revenue		242,725,534	199,021,597
Capital revenue			
Grants, subsidies, contributions and donations	4(b)	140,972,533	73,168,460
Total revenue		383,698,067	272,190,057
Capital income	5	2,244,252	2,840,388
Total income		385,942,319	275,030,445
Expenses			
Recurrent expenses			
Employee benefits	6	(66,178,949)	(61,660,400)
Materials and services	7	(98,043,208)	(90,272,296)
Finance costs	8	(8,475,135)	(9,103,859)
Depreciation and amortisation	9	(59,377,841)	(51,193,014)
Total recurrent expenses		(232,075,133)	(212,229,569)
Capital expenses	10	(10,108,239)	(9,775,171)
Total expenses		(242,183,372)	(222,004,740)
Net result attributable to council		**143,758,947**	**53,025,705**
Net assets and liabilities assumed	15(a)	31,266,923	-
Increase / (decrease) in asset revaluation surplus	21	170,135,776	-
Total comprehensive income for the year		345,161,646	53,025,705

The above statement should be read in conjunction with the accompanying notes and summary of significant accounting policies.

MACKAY REGIONAL COUNCIL

Statement of Financial Position
as at 30 June 2011

	Note	2011 Actual $	2010 Actual $
Current assets			
Cash and cash equivalents	11	159,083,962	69,964,301
Trade and other receivables	12	23,325,754	24,612,401
Inventories	13	1,720,495	1,835,179
		184,130,211	96,411,881
Land held for sale	14	680,000	680,000
Total current assets		184,810,211	97,091,881
Non-current assets			
Property, plant and equipment	15	2,723,592,793	2,377,541,861
Intangible assets	16	1,636,946	1,855,929
Total non-current assets		2,725,229,739	2,379,397,790
Total assets		2,910,039,950	2,476,489,671
Current liabilities			
Trade and other payables	17	27,824,735	24,953,588
Provisions	18	24,168,764	19,965,695
Borrowings	19	8,019,531	5,863,756
Other liabilities	20	2,906,077	1,625,412
Total current liabilities		62,919,107	52,408,451
Non-current liabilities			
Provisions	18	15,140,814	18,747,194
Borrowings	19	182,294,177	100,809,820
Total non-current liabilities		197,434,991	119,557,014
Total liabilities		260,354,098	171,965,465
Net community assets		**2,649,685,852**	**2,304,524,206**
Community equity			
Council capital		1,376,520,317	1,274,342,849
Asset revaluation surplus	21	1,140,557,063	970,421,287
Other reserves	22	132,608,472	59,760,070
Total community equity		**2,649,685,852**	**2,304,524,206**

The above statement should be read in conjunction with the accompanying notes and summary of significant accounting policies.

MACKAY REGIONAL COUNCIL

Statement of Changes in Equity
For the year ended 30 June 2011

	Note	Council capital	Asset revaluation surplus	Other reserves	Total
			21	22	
		$	$	$	$
Balance as at 1 July 2010		1,274,342,849	970,421,287	59,760,070	2,304,524,206
Net result attributable to Council		143,758,947	-	-	143,758,947
Net assets and liabilities assumed		31,266,923	-	-	31,266,923
Increase / (decrease) in asset revaluation surplus		-	170,135,776	-	170,135,776
Total comprehensive income for the year		175,025,870	170,135,776	-	345,161,646
Transfers to and from reserves					
Transfers to / from capital		(48,350,713)	-	48,350,713	-
Transfers to other reserves		(36,554,946)	-	36,554,946	-
Transfers from other reserves		12,057,257	-	(12,057,257)	-
Total transfers to and from reserves		(72,848,402)	-	72,848,402	-
Balance as at 30 June 2011		1,376,520,317	1,140,557,063	132,608,472	2,649,685,852
Balance as at 1 July 2009		1,192,440,391	970,421,287	88,636,823	2,251,498,501
Net result attributable to Council		53,025,705	-	-	53,025,705
Increase / (decrease) in asset revaluation surplus		-	-	-	-
Total comprehensive income for the year		53,025,705	-	-	53,025,705
Transfers to and from reserves					
Transfers to / from capital		31,922,520	-	(31,922,520)	-
Transfers to other reserves		(15,916,479)	-	15,916,479	-
Transfers from other reserves		12,870,712	-	(12,870,712)	-
Total transfers to and from reserves		28,876,753	-	(28,876,753)	-
Balance as at 30 June 2010		1,274,342,849	970,421,287	59,760,070	2,304,524,206

The above statement should be read in conjunction with the accompanying notes and summary of significant accounting policies.

MACKAY REGIONAL COUNCIL

Statement of Cash Flows
For the year ended 30 June 2011

	Note	2011 Actual $	2010 Actual $
Cash flows from operating activities :			
Receipts from customers		194,922,719	168,344,013
Payments to suppliers and employees		(162,905,671)	(148,992,832)
		32,017,048	19,351,181
Interest received		4,269,148	4,957,244
Non capital grants and contributions		45,769,156	23,917,644
Borrowing costs		(7,745,880)	(7,318,049)
Net cash inflow / (outflow) from operating activities	28	74,309,472	40,908,020
Cash flows from investing activities:			
Payments for property, plant and equipment		(124,931,091)	(116,825,636)
Capital receipts		2,023,687	884,525
Net movement in loans and advances		5,000	11,600
Proceeds from sale of property plant and equipment		2,354,353	12,596,743
Grants, subsidies, contributions and donations		51,718,109	42,292,251
Net cash inflow / (outflow) from investing activities		(68,829,942)	(61,040,518)
Cash flows from financing activities:			
Proceeds from borrowings		89,811,013	-
Repayment of borrowings		(6,170,882)	(6,788,434)
Net cash inflow / (outflow) from financing activities		83,640,131	(6,788,434)
Net increase / (decrease) in cash held		89,119,661	(26,920,932)
Cash at beginning of the financial year		69,964,301	96,885,233
Cash at end of the financial year		**159,083,962**	**69,964,301**

The above statement should be read in conjunction with the accompanying notes and summary of significant accounting policies.

MACKAY REGIONAL COUNCIL

Notes to the Financial Statements
For the year ended 30 June 2011

1 Summary of significant accounting policies

1. 1 Basis of preparation

These general purpose financial statements for the period 1 July 2010 to 30 June 2011 have been prepared in accordance with all Australian Accounting Standards, Australian Accounting Interpretations and other pronouncements issued by the Australian Accounting Standards Board. They also comply with the requirements of the *Local Government Act 2009* and the *Local Government (Finance, Plans and Reporting) Regulation 2010* .

These financial statements have been prepared under the historical cost convention except for the revaluation of certain non-current assets.

1. 2 Statement of compliance

These general purpose financial statements comply with all accounting standards and interpretations issued by the Australian Accounting Standards Board (AASB) that are relevant to Council's operations and effective for the current reporting period. Because the Council is a not-for-profit entity and the Australian Accounting Standards include requirements for not-for-profit entities which are inconsistent with International Financial Reporting Standards (IFRS), to the extent these inconsistencies are applied, these financial statements do not comply with IFRS. The main impacts are the offsetting of revaluation and impairment gains and losses within a class of assets, the timing of the recognition of non-reciprocal grant revenue.

1. 3 Constitution

Mackay Regional Council is constituted under the Queensland *Local Government Act 2009* and is domiciled in Australia.

1. 4 Date of authorisation

The financial statements were authorised for issue on the date they were submitted to the Auditors for final signature. This is the date the management certificate is signed.

1. 5 Currency

The Council uses the Australian dollar as its functional currency and its presentation currency.

1. 6 Adoption of new and revised Accounting Standards

In the current year Council adopted all of the new and revised Standards and Interpretations issued by the Australian Accounting Standards Board (AASB) that are relevant to its operations and effective for the current reporting period. The adoption of the new and revised Standards and Interpretations has not resulted in any material changes to Council's accounting policies

At the date of authorisation of the financial statements, the Standards and Interpretations listed below were in issue but not yet effective.

	Effective for annual report periods beginning on or after:
AASB 9 *Financial Instruments* (December 2009)	1 January 2013
AASB 124 *Related Party Disclosures* (December 2009)	1 January 2011
AASB 1053 *Application of Tiers of Australian Accounting Standards*	1 July 2013

MACKAY REGIONAL COUNCIL

Notes to the Financial Statements
For the year ended 30 June 2011

	Effective for annual report periods beginning on or after:
2009-11 *Amendments to Australian Accounting Standards arising from AASB 9* (December 2009)	1 January 2013
2009-12 *Amendments to Australian Accounting Standards in relation to AASB 8 Operating Segments* (December 2009)	1 January 2011
2009-14 *Amendments to Australian Interpretation – Prepayments of a Minimum Funding Requirement (Interpretation 14)* (December 2009)	1 January 2011
AASB 2010-2 *Amendments to Australian Accounting Standards arising from Reduced Disclosure Requirements*	1 July 2013
AASB 2010-4 *Further Amendments to Australian Accounting Standards arising from the Annual Improvements Project*	1 January 2011
AASB 2010-5 *Amendments to Australian Accounting Standards*	1 January 2011
AASB 2010-6 *Amendments to Australian Accounting Standards – Disclosures on Transfers of Financial Assets*	1 July 2011
AASB 2010-7 *Amendments to Australian Accounting Standards arising from AASB 9* (December 2010)	1 January 2013
AASB 2010-8 *Amendments to Australian Accounting Standards – Deferred Tax: Recovery of Underlying Assets*	1 January 2012
AASB 2010-9 *Amendments to Australian Accounting Standards – Severe Hyperinflation and Removal of Fixed Dates for First-time Adopters*	1 July 2011
AASB 2010-10 *Further Amendments to Australian Accounting Standards – Removal of Fixed Dates for First-time Adopters*	1 January 2013

Management have yet to assess the impact that *AASB 9 Financial Instruments* and 2009-11 *Amendments to Australian Accounting Standards arising from AASB 9* is likely to have on the financial statements of Council as it is anticipated that further amendments will occur. Council does not expect to implement the amendments prior to the adoption date of 1 January 2013.

The reported results and position of the Council will not change on adoption of the other pronouncements as they do not result in any changes to the Council's existing accounting policies. Adoption will, however, result in changes to information currently disclosed in the financial statements. The Council does not intend to adopt any of these pronouncements before their effective dates.

1. 7 Critical accounting judgements and key sources of estimation uncertainty

In the application of Council's accounting policies, management is required to make judgements, estimates and assumptions about carrying values of assets and liabilities that are not readily apparent from other sources. The estimates and associated assumptions are based on historical experience and other factors that are considered to be relevant. Actual results may differ from these estimates. The estimates and assumptions are reviewed on an ongoing basis. Revisions to accounting estimates are recognised in the period in which the estimate is revised and in future periods as relevant.

Judgements, estimates and assumptions that have a potential significant effect are outlined in the following financial statement notes:

Valuation of property, plant and equipment - note 1.15 and note 15
Impairment of property, plant and equipment - note 1.18 and note 15
Provisions - note 1.22(e), note 1.24 and note 18
Contingent liabilities - note 25

1. 8 Revenue

Rates, levies, grants and other revenue are recognised as revenue on receipt of funds or earlier upon unconditional entitlement to the funds.

(a) Rates and levies

Where rate monies are received prior to the commencement of the rating period, the amount is recognised as revenue in the period in which they are received.

(b) Grants and subsidies

Grants and subsidies that are non-reciprocal in nature are recognised as revenue in the year in which Council obtains control over them.

Where grants are received that are reciprocal in nature, revenue is recognised over the term of the funding arrangements. Council does not currently have any reciprocal grants.

(c) Non-cash contributions

Non-cash contributions with a value in excess of the recognition thresholds, are recognised as revenue and as non-current assets. Non-cash contributions below the thresholds are recorded as revenue and expenses.

Physical assets contributed to Council by developers in the form of road works, stormwater, water and sewerage infrastructure and park equipment are recognised as revenue when the development becomes "on maintenance" (i.e. The Council obtains control of the assets) and there is sufficient data in the form of drawings and plans to determine the approximate specifications and values of such assets. All non-cash contributions are recognised at the fair value of the contribution received on the date of acquisition.

(d) Cash contributions

Council receives cash contributions from property developers to construct assets such as roads and footpaths and to connect new property developments to water and sewerage networks in the local government area. Where agreements between Council and the developers relating to these contributions are determined to fall within the scope of AASB Interpretation 18 *Transfers of Assets from Customers* these contributions are recognised as revenue when the related service obligations are fulfilled.

Developers may also make cash contributions towards the cost of constructing existing and proposed water supply and sewerage headworks in accordance with Council's planning scheme policies. (Headworks include pumping stations, treatment works, mains, sewers and water pollution control works). Cash contributions in relation to water supply and sewerage headworks are not within the scope of AASB Interpretation 18 because there is no performance obligation associated with these contributions. Consequently, these cash contributions are recognised as income when received.

MACKAY REGIONAL COUNCIL

Notes to the Financial Statements
For the year ended 30 June 2011

(e) Rental income
Rental revenue is recognised as income on a periodic straight line basis over the lease term.

(f) Interest and dividends
Interest received from term deposits is accrued over the term of the investment. Dividends are recognised once they are formally declared by the directors of the controlled entity.

1. 9 Financial assets and financial liabilities
Council recognises a financial asset or a financial liability in its Statement of Financial Position when, and only when, Council becomes a party to the contractual provisions of the instrument.

Mackay Regional Council has categorised and measured the financial assets and financial liabilities held at balance date as follows:

Financial assets
Cash and cash equivalents (note 1.10)
Receivables - measured at amortised cost (note 1.11)

Financial liabilities
Payables - measured at amortised cost (note 1.21)
Borrowings - measured at amortised cost (note 1.23)

Financial assets and financial liabilities are presented separately from each other and offsetting has not been applied.

The fair value of financial instruments is determined as follows:
The fair value of cash and cash equivalents and non-interest bearing monetary financial assets and financial liabilities approximate their carrying amounts and are not disclosed separately.

The fair value of borrowings, as disclosed in note 19 to the accounts, is determined by reference to published price quotations in an active market and/or by reference to pricing models and valuation techniques. It reflects the value of the debt if the Council repaid it in full at balance date. As it is the intention of the Council to hold its borrowings for their full term, no adjustment provision is made in these accounts.

The fair value of trade receivables approximates the amortised cost less any impairment. The fair value of payables approximates the amortised cost.

Mackay Regional Council does not recognise financial assets or financial liabilities at fair value in the Statement of Financial Position.

All other disclosures relating to the measurement and financial risk management of financial instruments are included in note 29.

1. 10 Cash and cash equivalents
Cash and cash equivalents includes cash on hand, all cash and cheques receipted but not banked at the year end, deposits held at call with financial institutions, other short-term, highly liquid investments with original maturities of three months or less that are readily convertible to known amounts of cash and which are subject to an insignificant risk of changes in value, and bank overdrafts.

MACKAY REGIONAL COUNCIL

Notes to the Financial Statements
For the year ended 30 June 2011

1. 11 Trade and other receivables

Trade receivables are recognised at the amounts due at the time of sale or service delivery i.e. the agreed purchase price / contract price. Settlement of these amounts is required within 30 days from invoice date.

The collectability of receivables is assessed periodically and if there is objective evidence that Council will not be able to collect all amounts due, the carrying amount is reduced for impairment. The loss is recognised in finance costs. The amount of the impairment is the difference between the asset's carrying amount and the present value of the estimated cash flows discounted at the effective interest rate.

All known bad debts were written-off at 30 June. Subsequent recoveries of amounts previously written off in the same period are recognised as finance costs in the Statement of Comprehensive Income. If an amount is recovered in a subsequent period it is recognised as revenue.

Loans and advances are recognised in the same way as other receivables. Terms are usually a maximum of five years with interest charged at negotiated rates. Security is not normally obtained.

1. 12 Inventories

Stores, raw materials and water held for resale are valued at the lower of cost and net realisable value and include, where applicable, direct material, direct labour and an appropriate portion of variable and fixed overheads. Costs are assigned on the basis of weighted average cost.

Inventories held for distribution (internal consumption) are:
- goods to be supplied at no, or nominal, charge, and
- goods to be used for the provision of services at no, or nominal, charge.

These goods are valued at cost, adjusted when applicable for any loss of service potential.

1. 13 Land held for sale

Land acquired with the intention of reselling it (with or without further development) is classified as inventory. This land is valued at the lower of cost or net realisable value. Inventory items are always treated as current assets.

Profit arising upon sale of land is recognised in the Statement of Comprehensive Income on the signing of a valid unconditional contract of sale.

1. 14 Investments

Term deposits in excess of three months are reported as investments, with deposits of less than three months being reported as cash equivalents. At 30 June 2011 Council did not have any term deposits in excess of three months.

1. 15 Property, plant and equipment

Each class of property, plant and equipment is stated at cost or fair value less, where applicable, any accumulated depreciation and accumulated impairment loss. Items of plant and equipment, infrastructure assets and buildings with a total value of less than $5,000 are treated as an expense in the year of acquisition. All other items of property, plant and equipment are capitalised.

The classes of property, plant and equipment recognised by the Council are reported in note 15.

(a) Acquisition of assets

Acquisitions of assets are initially recorded at cost. Cost is determined as the fair value of the assets given as consideration plus costs incidental to the acquisition, including freight in, architect's fees and engineering design fees and all other establishment costs.

Property, plant and equipment received in the form of physical contributions, are recognised as revenue and assets at fair value by Council valuation where that value exceeds the recognition thresholds for the respective asset class. Fair value means the amount for which an asset could be exchanged, or a liability settled, between knowledgeable, willing parties in an arm's length transaction.

(b) Capital and operating expenditure

Wage and materials expenditure incurred for the acquisition or construction of assets are treated as capital expenditure. Routine operating maintenance, repair costs and minor renewals to maintain the operational capacity of the non-current asset is expensed as incurred, while expenditure that relates to replacement of a major component of an asset to maintain its service potential is capitalised.

(c) Valuation

Land and improvements, buildings, major plant and all infrastructure assets are measured on the revaluation basis, at fair value, in accordance with *AASB116 Property, Plant and Equipment*. Other plant and equipment is measured at cost.

Non-current physical assets measured at fair value are revalued, where required, so that the carrying amount of each class of asset does not materially differ from its fair value at the reporting date. This is achieved by comprehensively revaluing these assets at least once every three years, with interim valuations using a suitable index being otherwise performed on an annual basis where there has been a material variation in the index.

Any revaluation increment arising on the revaluation of an asset is credited to the appropriate class of the asset revaluation surplus, except to the extent it reverses a revaluation decrement for the class previously recognised as an expense. A decrease in the carrying amount on revaluation is charged as an expense to the extent it exceeds the balance, if any, in the revaluation surplus to that asset class.

On revaluation, accumulated depreciation is restated proportionately with the change in the carrying amount of the asset and any change in the estimate of remaining useful life.

Separately identified components of assets are measured on the same basis as the assets to which they relate.

Details of valuers and methods of valuations are disclosed in note 15(b).

(d) Major plant

The Council has determined that plant which has an individual cost in excess of $1,000,000 is of high value to the Council. Plant which meets this criteria is major plant if it is prone to a high degree of price fluctuations or in danger of becoming obsolete. The asset class primarily includes specialised earthmoving equipment.

MACKAY REGIONAL COUNCIL

Notes to the Financial Statements
For the year ended 30 June 2011

(e) Capital work in progress

The cost of property, plant and equipment being constructed by the Council includes the cost of purchased services, materials, direct labour and an appropriate proportion of labour overheads.

(f) Depreciation

Land is not depreciated as it has an unlimited useful life. Depreciation on land improvements and other property, plant and equipment is based on the pattern in which the asset's future economic benefits are expected to be consumed. This may vary from asset to asset, but where appropriate, is calculated on a straight-line basis so as to write-off the net cost or revalued amount of each depreciable asset, less its estimated residual value, progressively over its estimated useful life to the Council.

Assets are depreciated from the date of acquisition or, in respect of internally constructed assets, from the time an asset is completed and commissioned ready for use.

Where assets have separately identifiable components that are subject to regular replacement, these components are assigned useful lives distinct from the asset to which they relate. Any expenditure that increases the originally assessed capacity or service potential of an asset is capitalised and the new depreciable amount is depreciated over the remaining useful life of the asset to the Council.

Major spares purchased specifically for particular assets that are above the asset recognition threshold are capitalised and depreciated on the same basis as the asset to which they relate.

The depreciable amount of improvements to or on leasehold land is allocated progressively over the estimated useful lives of the improvements to the Council or the unexpired period of the lease, whichever is the shorter.

The estimated useful lives of property, plant and equipment are reviewed annually. Details of the range of useful lives for each class of asset are shown in note 15(a).

(g) Land under roads

The Mackay Regional Council does not control any land under roads. All land under the road network within the Council area has been dedicated and opened for public use under the *Land Act 1994* or the *Land Title Act 1994* and is not controlled by Council but is controlled by the State pursuant to the relevant legislation. Therefore this land is not recognised in these financial statements.

1. 16 Intangible assets

Intangible assets with a cost exceeding $5,000 are recognised as intangible assets in the financial statements, items with a lesser value being expensed.

Expenditure on research activities relating to internally-generated intangible assets is recognised as an expense in the period in which it is incurred.

Costs associated with the development of computer software are capitalised and are amortised on a straight-line basis over the period of expected benefit to Council.

It has been determined that there is not an active market for any of the Council's intangible assets. Therefore, the assets are recognised and carried at cost less accumulated amortisation and accumulated impairment losses.

1. 17 Biological assets

The Council operates a nursery to produce bedding plants and trees for its own use. In view of the immaterial nature of this operation the accounting procedures related to biological assets have not been applied. The costs incurred in this operation are included in Council's general operations as they are incurred.

1. 18 Impairment of non-current assets

Each non-current physical and intangible asset and group of assets is assessed for indicators of impairment annually. If an indicator of possible impairment exists, the Council determines the asset's recoverable amount. Any amount by which the asset's carrying amount exceeds the recoverable amount is recorded as an impairment loss. The recoverable amount of an asset is the higher of its fair value less costs to sell and its value in use.

An impairment loss is recognised immediately in the Statement of Comprehensive Income, unless the asset is carried at a revalued amount. When the asset is measured at a revalued amount, the impairment loss is offset against the asset revaluation surplus of the relevant class to the extent available.

Where an impairment loss subsequently reverses, the carrying amount of the asset is increased to the revised estimate of its recoverable amount, but so that the increased carrying amount does not exceed the carrying amount that would have been determined had no impairment loss been recognised for the asset in prior years. A reversal of an impairment loss is recognised as income unless the asset is carried at a revalued amount, in which case the reversal of the impairment loss is treated as a revaluation surplus increase.

1. 19 Natural Disaster Event

During the financial year, Council experienced a flood event (QLD Flooding and Tropical Cyclones Tasha and Anthony, November 2010 - February 2011) within its boundaries. The series of events resulted in damage to Council's road, bridges and drainage network. The majority of the costs associated with this natural disaster event are funded under the state governments Natural Disaster Relief and Recovery Arrangements (NDRRA). Under these arrangements Mackay Regional Council is required to contribute to each activated natural disaster event up to a maximum trigger point. The trigger point for this event is $803,000.

1. 20 Operating leases

Payments made under operating leases are expensed in equal instalments over the accounting periods covered by the lease term, except where an alternative basis is more representative of the pattern of benefits to be derived from the leased property.

1. 21 Trade and other payables

Trade creditors are recognised upon receipt of the goods or services ordered and are measured at the agreed purchase or contract price net of applicable discounts other than contingent discounts. Amounts owing are unsecured and are generally settled on 30 day terms.

MACKAY REGIONAL COUNCIL

Notes to the Financial Statements
For the year ended 30 June 2011

1. 22 Liabilities - employee benefits

Liabilities are recognised for employee benefits such as wages and salaries, annual leave and long service leave in respect of services provided by the employees up to the reporting date. Liabilities for employee benefits are assessed at each reporting date.

(a) Salaries and wages

A liability for salaries and wages is recognised and measured as the amount unpaid at the reporting date at current pay rates in respect of employees' services up to that date. This liability represents an accrued expense and is included in note 17 as a payable.

(b) Annual leave

A liability for annual leave is recognised. Council considers it does not have an unconditional right to defer settlement of the liability therefore all annual leave is classified as a current liability. The portion expected to be settled within one year, based on the expected payment date is calculated on current wage and salary levels and includes related employee on-costs. The portion payable later than one year is calculated on projected future wage and salary levels and related employee on-costs, discounted to present values. The cashflows are discounted using market yields on Commonwealth Government Bonds with terms to maturity that match the expected timing of cashflows. This liability represents an accrued expense and is reported in note 17 as a payable.

(c) Sick leave

Sick leave taken in the future will be met by future entitlements and hence no recognition of accrued sick leave entitlements have been made in these financial statements. No entitlement vests with the employee on termination.

(d) Superannuation

The superannuation expense for the reporting period is the amount of the contribution the Council makes to the superannuation plan which provides benefits to its employees. Details of those arrangements are set out in note 26.

(e) Long service leave

A liability for long service leave is recognised. The current portion, which is expected to be settled within one year based on the expected payment date, is calculated on current wage and salary levels and includes related employee on-costs. The non-current portion is measured as the present value of the estimated future cash outflows to be made in respect of services provided by employees up to the reporting date. The value of the liability is calculated using current pay rates and projected future increases in those rates and includes related employee on-costs. The estimates are adjusted for the probability of the employee remaining in the Council's employment or other associated employment which would result in the Council being required to meet the liability. Adjustments are then made to allow for the proportion of the benefit earned to date, and the result is discounted to present value. The estimated future cash outflows are discounted using market yields on Commonwealth Government Bonds at the reporting date with terms to maturity that match the expected timing of cashflows.

This liability is reported in note 18 as a provision.

1. 23 Borrowings and borrowing costs

Borrowings are initially recognised at fair value plus any directly attributable transaction costs. Subsequent to initial recognition these liabilities are measured at amortised cost.

All borrowing costs are expensed in the period in which they are incurred. No borrowing costs are capitalised on qualifying assets.

MACKAY REGIONAL COUNCIL

Notes to the Financial Statements
For the year ended 30 June 2011

1. 24 Restoration provision

A provision is made for the cost of restoration of assets and other future restoration costs where it is probable the Council will be liable, or required, to incur such a cost on the cessation of use of the facility. This liability is provided in respect of gravel pits and refuse dumps.

The provision is measured at the expected cost of the work required discounted to current day values using an appropriate rate. Estimates are reviewed and adjusted annually by Council using relevant statistical indices and local and market knowledge. For the 2010/2011 year the indices used were the ten year average of RBA projected bond yields.

(a) Restoration on assets with no probable future economic benefit

Where the restoration site has no probable future economic benefit, the cost of the provisions for restoration of these sites has to be treated as an expense in the year the provision is first recognised. Changes in the provision due to either time, discount rate or expected future cost are treated as an expense or income in the reporting period in which they arise.

(b) Restoration on assets with probable future economic benefit

Where the restoration site has probable future economic benefit, the cost of the restoration provision is added to the cost of the asset as an improvement and amortised over the expected useful life. Changes in the provision not arising from the passing of time are added to or deducted from the asset revaluation surplus of the asset. If there is no available revaluation surplus, increases in the provision are treated as an expense and recovered out of future decreases if any.

Changes to the provision resulting from the passing of time (the unwinding of the discount) are treated as a finance cost.

1. 25 Council capital

The Council's capital value represents the net carrying value of the capital assets less the amount of capital debt at the reporting date and includes the initial value of operating assets and liabilities recognised at its inception.

The maintenance of the Council's capital capacity is fundamental to its long term sustainability to continue to deliver essential services to the community, it has therefore been separately identified and the change in value is reported in the Statement of Changes in Equity.

1. 26 Asset revaluation surplus

The asset revaluation surplus comprises adjustments relating to changes in value of property, plant and equipment that do not result from the use of those assets. Net incremental changes in the carrying value of classes of non-current assets since their initial recognition are accumulated in the asset revaluation surplus.

Increases and decreases on revaluation are offset within a class of assets.

Where a class of assets is decreased on revaluation, that decrease is offset first against the amount remaining in the asset revaluation surplus in respect of that class. Any excess is treated as an expense.

When an asset is disposed of, the amount reported in surplus in respect of that asset is retained in the asset revaluation surplus. The asset revaluation surplus does not therefore reflect a surplus that can be related to currently held assets and as Council infrastructure assets are not valued on a market value basis, this surplus does reflect a realisable amount.

MACKAY REGIONAL COUNCIL

Notes to the Financial Statements
For the year ended 30 June 2011

1. 27 Reserves

These are cash backed reserves and represent funds that are accumulated within the Council to meet anticipated future operating and capital needs. In each case the amount relates to a perceived future requirement which is not currently a liability.

(a) Constrained works reserve

This reserve represents contributions received for capital works where the required works have not yet been carried out. Unspent grants received by Council are also placed in this reserve until the obligation is satisfied.

(b) Capital improvements reserve

This reserve represents funds held for upgrade of Council assets.

(c) Carry forward works reserve

This reserve represents revenue raised for funding programmed works to be completed in future financial years.

(d) NCP financial incentive reserve

This reserve represents funds set aside to undertake works associated with improving competitiveness.

(e) Offstreet parking reserve

This reserve represents amounts held to meet the needs of residents in respect of offstreet parking facilities.

(f) Community housing reserve

This reserve represents unallocated funds received from pensioner housing rentals, which are to be spent on capital works relating to pensioner housing or community housing.

(g) Cleansing reserve

This reserve is held to provide funding for future refuse facilities projects.

(h) Disaster response reserve

This reserve represents unspent funds from the disaster response levy.

(i) Natural environmental reserve

This reserve represents unspent funds from the natural environmental levy and the accumulation of funds for the purchase of strategic environmentally sensitive land.

(j) Water reserve

This reserve represents funds held in respect of certain future water infrastructure requirements.

(k) Sewerage reserve

This reserve represents funds held in respect of certain future sewerage infrastructure requirements.

(l) Gravel quarry reserve

This reserve is held to provide funding for future quarry restoration capital expenditure.

(m) City centre reserve

This reserve represents unspent funds from the city centre special rate levy.

(n) Constrained works reserve - recurrent

This reserve represents amounts which are accumulated within the Council to meet anticipated future recurrent or operating expenditure needs.

MACKAY REGIONAL COUNCIL

Notes to the Financial Statements
For the year ended 30 June 2011

1. 28 National competition policy

The Council has reviewed its activities to identify its business activities. Details of these activities are disclosed in note 30.

1. 29 Rounding and comparatives

Amounts included in the financial statements have been rounded to the nearest $1.

Comparative information has been restated where necessary to be consistent with disclosures in the current reporting period.

1. 30 Trust funds held for outside parties

Funds held in the trust account on behalf of outside parties include those funds from the sale of land for arrears in rates recovery, deposits for the contracted sale of land, security deposits lodged to guarantee performance and unclaimed monies (e.g. wages) paid into the trust account by the Council. The Council performs only a custodian role in respect of these monies and because the monies cannot be used for Council purposes, they are not considered revenue nor brought to account in the financial statements.

The monies are disclosed in the notes to the financial statements for information purposes only in note 27.

1. 31 Taxation

Income of local authorities and public authorities is exempt from Commonwealth taxation except for Fringe Benefits Tax and Goods and Services Tax ('GST'). The net amount of GST recoverable from the ATO or payable to the ATO is shown as an asset or liability respectively.

The business units pay an income tax equivalent to the Council in accordance with the requirements of the *Local Government Act 2009*.

Where an activity of the business units of the Council is subject to the National Tax Equivalents Regime, the income tax expense is calculated on the operating surplus adjusted for permanent differences between taxable and accounting income. These transactions are eliminated upon consolidation.

The Council pays payroll tax to the Queensland Government on certain activities.

MACKAY REGIONAL COUNCIL

Notes to the Financial Statements
For the year ended 30 June 2011

2 Analysis of results by function

(a) Components of Council functions

The activities relating to the Council's components reported on in note 2 (b) are as follows :

Corporate Services

Comprises Departmental Management, Human Resources, Financial Services, Procurement and Plant, Information Services, Office of the CEO, Internal Audit, Asset Management, Customer Service, Corporate Communications, Governance, Administration and Councillor Support.

Development Services

Comprises Departmental Management, Strategic Planning, Development Assessment, Development Engineering and Health and Regulatory Services.

Community Services

Comprises Departmental Management, Property Services, Community Development and Libraries, Mackay Convention Precinct and Events, Recreation Services, and Economic Development.

Engineering Services

Comprises Departmental Management, Civil Operations, Technical Services, Parks and Environment and Civil Projects.

Water and Waste Services

Comprises Water, Waste Water and Waste Services; Departmental Management, Planning and Sustainability, Infrastructure Delivery, Operations, Mackay Waste Services and Business Services.

MACKAY REGIONAL COUNCIL

Notes to the Financial Statements
For the year ended 30 June 2011

(b) Income and expenses defined between recurring and capital are attributed to the following functions:

Year ended 30 June 2011

Functions	Income					Total income	Expenses		Total expenses	Net result	Assets
	Recurrent		Capital				Recurrent	Capital			
	Grants	Other	Grants	Other							
	2011 $	2011 $	2011 $	2011 $		2011 $	2011 $	2011 $	2011 $	2011 $	2011 $
Corporate Services	7,462,183	82,333,570	139,695	225,032		90,160,480	46,103,944	507,627	46,611,571	43,548,909	342,864,353
Development Services	172,591	5,594,796	16,073	-		5,783,460	10,331,124	-	10,331,124	(4,547,664)	9,000
Community Services	1,276,003	7,212,472	450,000	370		8,938,845	22,363,597	-	22,363,597	(13,424,752)	292,101,182
Engineering Services	36,043,773	12,747,390	109,762,365	1,762,930		160,256,458	69,984,577	8,772,048	78,756,625	81,499,833	1,482,927,296
Water and Waste Services	814,607	89,068,149	30,664,400	255,920		120,803,076	83,291,891	828,564	84,120,455	36,682,621	792,138,119
Total	45,769,157	196,956,377	140,972,533	2,244,252		385,942,319	232,075,133	10,108,239	242,183,372	143,758,947	2,910,039,950

Year ended 30 June 2010

Functions	Income					Total income	Expenses		Total expenses	Net result	Assets
	Recurrent		Capital				Recurrent	Capital			
	Grants	Other	Grants	Other							
	2010 $	2010 $	2010 $	2010 $		2010 $	2010 $	2010 $	2010 $	2010 $	2010 $
Corporate Services	8,881,648	74,016,527	25,932	2,314,354		85,238,461	45,436,670	337,454	45,774,124	39,464,337	253,662,075
Development Services	46,000	4,829,224	62,000	-		4,937,224	9,613,961	-	9,613,961	(4,676,736)	9,000
Community Services	726,879	6,376,296	749,807	2,622		7,855,504	20,245,100	(48,229)	20,196,870	(12,341,367)	260,983,776
Engineering Services	14,244,815	10,874,115	47,122,628	523,413		72,764,971	56,186,357	8,618,592	64,804,949	7,960,022	1,221,717,984
Water and Waste Services	18,311	79,007,880	25,208,093	-		104,234,285	80,747,482	867,354	81,614,835	22,619,449	740,116,836
Total	23,917,644	175,103,953	73,168,460	2,840,389		275,030,445	212,229,569	9,775,171	222,004,740	53,025,705	2,476,489,671

MACKAY REGIONAL COUNCIL

Notes to the Financial Statements
For the year ended 30 June 2011

	Note	2011 Actual $	2010 Actual $
3 Revenue analysis			
(a) Rates, levies and charges	1.8(a)		
General rates		88,540,297	78,096,301
Special rates and charges		5,579,756	5,034,781
Water consumption and charges		28,873,775	28,350,420
Sewerage charges		33,641,759	27,911,608
Sewerage trade waste		1,897,552	1,513,699
Garbage charges		16,153,508	13,689,693
Total rates and utility charges revenue		174,686,647	154,596,502
Less: discounts		(12,770,551)	(11,020,945)
Less: pensioner and other remissions		(1,590,962)	(1,418,325)
		160,325,134	142,157,232
(b) Fees and charges			
Fees and charges		17,548,666	16,056,258
(c) Rental income	1.8(e)		
Rental income		1,130,046	1,199,985
(d) Interest received	1.8(f)		
Interest on investments		3,913,310	4,420,175
Interest from overdue rates and utility charges		493,950	442,923
		4,407,260	4,863,098
(e) Sales contracts and recoverable works			
Sales contracts and recoverable works		9,778,492	6,536,449

The amount recognised as revenue from contract works during the period is the amount receivable in respect of invoices issued during the period.

(f) Other recurrent income			
Other recurrent income		3,766,780	4,290,931

MACKAY REGIONAL COUNCIL

Notes to the Financial Statements
For the year ended 30 June 2011

		Note	2011 Actual $	2010 Actual $
4	**Grants, subsidies, contributions and donations**	1.8(b)		
	(a) Recurrent			
	General purpose grants		6,842,825	8,277,084
	Government grants and subsidies		38,603,669	15,306,824
	Non-government grants and subsidies		15,336	-
	Donations		307,326	333,736
			45,769,156	23,917,644
	(b) Capital			
	Government grants and subsidies		35,706,930	29,055,300
	Non-government grants and subsidies	1.8(d)	16,011,179	13,236,951
			51,718,109	42,292,251
	Donated assets recognised as income during the reporting period:			
	Developer assets contributed by developers at fair value	1.8(c)	89,029,728	30,876,209
	Other physical assets contributed at fair value		224,696	-
			89,254,424	30,876,209
			140,972,533	73,168,460
5	**Capital income**			
	Other capital income			
	Other capital income		2,023,687	884,525
	Gain (loss) on the disposal of land held for sale			
	Proceeds from the sale of land		485,738	10,756,363
	Less: book value of land sold	14	(265,173)	(8,800,500)
			220,565	1,955,863
			2,244,252	2,840,388

MACKAY REGIONAL COUNCIL

Notes to the Financial Statements
For the year ended 30 June 2011

		Note	2011 Actual $	2010 Actual $
6	**Employee benefits**			
	Total staff wages and salaries		54,018,800	49,023,597
	Councillor's remuneration		1,099,803	1,126,741
	Annual, sick and long service leave entitlements		10,024,866	11,231,884
	Superannuation	26	6,531,856	5,845,796
			71,675,325	67,228,018
	Other employee related expenses		240,453	302,314
			71,915,778	67,530,332
	Less: capitalised employee costs		(5,736,829)	(5,869,932)
			66,178,949	61,660,400
7	**Materials and services**			
	Other materials and services		92,462,868	85,606,824
	Audit services		331,784	192,164
	Donations, grants and subsidies		1,276,126	1,267,985
	Legal fees		2,078,098	1,621,000
	Insurance		1,894,332	1,584,323
			98,043,208	90,272,296
8	**Finance costs**			
	Finance costs charged by Queensland Treasury Corporation		7,745,880	7,318,049
	Bank charges		251,071	256,013
	Impairment of receivables		253,414	1,055,767
	Refuse restoration - change in present value over time		125,324	427,436
	Quarry restoration - change in present value over time		99,446	46,594
			8,475,135	9,103,859
9	**Depreciation and amortisation**	1.15(f)		
	Depreciation of non-current assets			
	Land		-	-
	Site improvements		1,127,924	1,001,624
	Buildings		1,550,716	1,534,495
	Plant and equipment		4,047,223	3,758,691
	Roads, drainage and bridge works		30,583,688	23,566,772
	Water		9,567,068	9,129,773
	Sewerage		11,373,989	10,836,162
	Waste infrastructure		556,409	911,840
	Heritage and cultural assets		26,555	14,849
		15(a)	58,833,572	50,754,206

MACKAY REGIONAL COUNCIL

Notes to the Financial Statements
For the year ended 30 June 2011

		Note	2011 Actual $	2010 Actual $
9	**Depreciation and amortisation (continued)**			
	Amortisation of intangible assets			
	Computer software		544,269	438,808
		16	544,269	438,808
	Total depreciation and amortisation		59,377,841	51,193,014
10	**Capital expenses**			
	Gain (loss) on the disposal of non-current assets			
	Proceeds from the sale of plant and equipment		1,868,615	1,840,380
	Less: book value of plant and equipment sold	15(a)	(2,376,242)	(2,129,607)
			(507,627)	(289,227)
	Proceeds from the disposal of infrastructure		-	-
	Less: book value of infrastructure written off	15(a)	(9,600,612)	(9,485,944)
			(9,600,612)	(9,485,944)
			(10,108,239)	(9,775,171)
11	**Cash and cash equivalents**	1.10		
	Cash in operating bank account		3,176,210	1,894,550
	Cash on hand		22,367	26,035
	Deposits at call		155,885,385	68,043,716
			159,083,962	69,964,301
	Externally imposed expenditure restrictions at the reporting date relate to the following cash assets:			
	Unspent government grants and subsidies		38,466,130	4,516,976
	Unspent loan monies		17,390,548	-
	Total unspent restricted cash		55,856,678	4,516,976

MACKAY REGIONAL COUNCIL

Notes to the Financial Statements
For the year ended 30 June 2011

		Note	2011 Actual $	2010 Actual $
12	**Trade and other receivables**	1.11		
	Current			
	Rates and utility charges		7,067,220	7,754,308
	Interest receivable		637,507	499,395
	GST recoverable		348,629	3,149,798
	Other debtors		15,234,386	12,867,611
	Prepayments		1,269,675	1,343,084
	Loans and advances to community organisations		-	5,000
	Less: provision for impairment of debt		(1,231,663)	(1,006,795)
	Total trade and other receivables		23,325,754	24,612,401

Interest is charged on outstanding rates at a rate of 11% per annum. No interest is charged on other debtors. There is no concentration of credit risk for rates and utility charges, fees and other debtors receivable.

13	**Inventories**	1.12		
	Inventories held for sale:			
	Treated water		201,692	136,763
	Miscellaneous saleable items		115,318	171,246
			317,010	308,009
	Inventories for internal use:			
	Plant and equipment stores		393,082	342,122
	Stockpile inventory		1,010,403	1,185,048
			1,403,485	1,527,170
	Total inventories		1,720,495	1,835,179

14	**Land held for sale**	1.13		
	Opening balance at valuation		680,000	9,982,994
	Transfer from (to) other non-current asset category		265,173	(502,494)
	Disposals		(265,173)	(8,800,500)
			680,000	680,000

Council has decided to sell land associated with the previous Pioneer Shire Council building as it is no longer required. It is expected to be sold within one year. A contract for sale in the prior year was subsequently withdrawn, resulting in the land remaining for sale.

The land is valued at the lower of carrying value and fair value less cost to sell.

MACKAY REGIONAL COUNCIL

Notes to the Financial Statements
For the year ended 30 June 2011

15 (a) Property, plant and equipment

Basis of measurement	Land	Site improvements	Buildings	Plant and equipment	Heritage and cultural assets	Roads, bridge and drainage network	Water	Sewerage	Waste infrastructure	Works in progress		Total
	Valuation	Valuation	Valuation	Cost	Valuation	Valuation	Valuation	Valuation	Valuation	Cost		
	2011 $	2011 $	2011 $	2011 $	2011 $	2011 $	2011 $	2011 $	2011 $	2011 $	2011 $	
Asset Values												
Opening gross value	247,379,121	47,230,783	154,012,038	40,784,489	2,273,066	1,295,649,004	486,524,968	524,675,980	14,349,450	132,791,195	132,791,195	2,945,771,044
Additions	-	-	-	-	-	-	-	-	-	124,931,091	124,931,091	124,931,091
Contributed assets at valuation	15,000	-	100,000	124,696	-	65,136,351	10,045,797	13,632,620	-	-	-	89,254,464
Assets not previously recognised	29,998,100	-	-	-	-	256,367	1,175,185	19,515	-	-	-	31,449,167
Disposals	-	-	-	(3,168,105)	-	-	-	-	-	-	-	(3,168,105)
Write-offs	-	(9,450)	-	-	-	(10,006,499)	(2,051,432)	(684,290)	-	-	-	(12,751,671)
Assets classified as held for sale	(265,133)	-	-	-	-	-	-	-	-	-	-	(265,133)
Revaluation adjustment to asset revaluation surplus	55,269	5,000	-	-	-	131,349,082	-	-	1,858,406	-	-	132,267,948
Transfers between classes	2,179,406	5,410,070	3,705,830	6,752,968	47,105	43,238,004	17,536,850	22,955,270	1,283,867	(103,430,746)	(103,430,746)	(325,266)
Closing gross value	279,357,804	52,636,403	157,817,868	44,499,048	2,320,171	1,524,823,309	513,231,328	560,602,015	17,491,723	154,291,540	154,291,540	3,307,170,439
Accumulated depreciation and impairment												
Opening balance	-	3,347,502	16,504,389	7,740,819	82,921	180,039,673	106,130,555	155,994,938	1,970,466	-	-	568,231,183
Depreciation provided in period	-	1,137,924	1,550,716	4,047,223	26,555	30,583,688	9,567,068	11,373,989	556,469	-	-	58,833,572
Depreciation on assets not previously recognised	-	-	-	-	-	2,070	175,306	6,868	-	-	-	182,244
Depreciation on disposals	-	-	-	(786,863)	-	-	-	-	-	-	-	(786,863)
Depreciation on write-offs	-	(3,134)	-	-	-	(1,040,766)	(1,511,510)	(395,648)	-	-	-	(3,151,058)
Revaluation adjustment to asset revaluation surplus	-	-	-	-	-	(39,731,432)	-	-	-	-	-	(39,731,432)
Transfers between classes	-	-	313,737	-	-	(313,737)	-	-	-	-	-	-
Closing accumulated depreciation	-	4,482,292	18,369,042	11,001,179	109,176	175,599,496	204,350,419	166,980,167	2,526,875	-	-	583,577,646
Net value at 30 June 2011	279,357,804	47,754,111	139,448,826	33,497,869	2,210,995	1,349,462,863	308,471,909	393,621,848	14,965,048	154,291,540	154,291,540	2,723,592,793

	Land not depreciated				20 Artwork not depreciated							
Residual Value	-	9,884,043	72,016,753	14,468,062	43,125	529,123,394	-	-	428,715	-	-	-
Range of estimated useful life in years		5-100	20-100	3-20		15-80	15-80	15-80	30-100			

MACKAY REGIONAL COUNCIL

Notes to the Financial Statements
For the year ended 30 June 2011

15 (a) Property, plant and equipment

	Land	Site improvements	Buildings	Plant and equipment	Heritage and cultural assets	Roads, bridge and drainage network	Water	Sewerage	Waste infrastructure	Works in progress	Total
Basis of measurement	Valuation	Valuation	Valuation	Cost	Valuation	Valuation	Valuation	Valuation	Valuation	Cost	
	2010 $	2010 $	2010 $	2010 $	2010 $	2010 $	2010 $	2010 $	2010 $	2010 $	2010 $
Asset Values											
Opening gross value	245,774,599	32,484,563	125,758,462	35,147,493	582,696	1,250,974,505	480,780,097	515,425,314	14,197,634	114,104,564	2,815,229,927
Additions	-	-	-	-	-	-	-	-	-	116,825,636	116,825,636
Contributed assets at valuation	-	-	-	-	-	21,833,630	3,549,402	5,493,177	-	-	30,876,209
Disposals	-	-	-	(4,327,835)	-	-	-	-	-	-	(4,327,835)
Write-offs	-	(17,325)	-	-	-	(9,784,516)	(2,574,940)	(323,829)	-	-	(12,700,610)
Assets classified as held for sale	502,494	-	-	-	-	-	-	-	-	-	502,494
Transfers between classes	1,102,028	14,763,545	28,253,576	9,964,831	1,690,370	32,625,415	4,870,409	4,084,238	151,816	(98,139,005)	(632,777)
Closing gross value	247,379,121	47,230,783	154,012,038	40,784,489	2,273,066	1,295,649,034	486,624,968	524,678,900	14,349,450	132,791,195	2,945,773,044
Accumulated depreciation and impairment											
Opening balance	-	2,747,091	14,970,094	6,180,357	67,772	163,674,937	188,787,394	145,403,600	1,058,626	-	522,889,871
Depreciation provided in period	-	1,001,624	1,534,495	3,758,691	14,849	23,566,772	9,129,773	10,836,162	911,840	-	50,754,206
Depreciation on disposals	-	-	-	(2,198,229)	-	-	-	-	-	-	(2,198,229)
Depreciation on write-offs	-	(1,213)	-	-	-	(1,182,036)	(1,786,612)	(244,804)	-	-	(3,214,665)
Closing accumulated depreciation	-	3,747,502	16,504,589	7,740,819	82,621	186,059,673	196,130,555	155,994,958	1,970,466	-	568,231,183
Net value at 30 June 2010	247,379,121	43,483,281	137,507,449	33,043,670	2,190,445	1,109,589,361	290,494,413	368,683,942	12,378,984	132,791,195	2,377,541,861
Residual Value	-	4,701,497	63,020,636	12,982,052	-	435,920,487	-	-	-	-	-
Range of estimated useful life in years	Land not depreciated	5-100	20-100	3-20	20 Artwork not depreciated	12-80	15-80	15-80	30-100		

MACKAY REGIONAL COUNCIL

Notes to the Financial Statements
For the year ended 30 June 2011

15 (b) Property, plant and equipment valuations were determined by reference to the following:

Land
Assets on hand at 15 March 2008 are included at their current market value at 30 June 2009 as determined by Australian Pacific Valuers. Additional assets acquired from 15 March 2008 to 30 June 2011 have been recognised at their cost, which has been determined to approximate their fair value. A review of indices was carried out at 30 June 2011 which found no material movement in values, and as a result no valuation adjustment was undertaken.

Land under infrastructure and reserve land does not have a value for the purpose of Mackay Regional Council's financial statements

Site improvements
Assets on hand at 15 March 2008 are included at their written down current replacement cost at 30 June 2009 as determined by independent registered valuers, Australian Pacific Valuers. Additional assets acquired from 15 March 2008 to 30 June 2011 have been recognised at their cost, which has been determined to approximate their fair value. A review of indices was carried out at 30 June 2011 which found no material movement in values, and as a result no valuation adjustment was undertaken.

Buildings
Assets on hand at 15 March 2008 were comprehensively revalued at their written down replacement cost as at 30 June 2009 by independent registered valuers, Australian Pacific Valuers. The valuation was based on publicly available data on sales of similar land/buildings in nearby localities prior to 30 June 2009. Such valuations were also influenced by details supplied by the Council in respect of the age, internal features, design and physical condition of each building. Additional assets acquired from 15 March 2008 to 30 June 2011 have been recognised at their cost which has been determined to approximate their fair value. A review of indices was carried out at 30 June 2011 which found no material movement in values, and as a result no valuation adjustment was undertaken.

Plant and equipment
Other plant and equipment is measured at original cost less accumulated depreciation.

Heritage & cultural assets
Artworks (paintings) -
Assets on hand at 15 March 2008 are included at their written down current replacement cost at 30 June 2009 as determined by Grahame Galleries and Editions. Additional assets acquired from 15 March 2008 to 30 June 2011 have been recognised at their cost, which has been determined to approximate their fair value.

Art other (sculptures, street art) -
Assets on hand at 15 March 2008 are included at their written down current replacement cost at 30 June 2009 as determined by Bettina MacAulay. Additional assets acquired from 15 March 2008 to 30 June 2011 have been recognised at their cost, which has been determined to approximate their fair value.

Infrastructure
Road, bridges and drainage infrastructure
Assets on hand at 30 June 2011 are included at their written down current replacement cost as determined by independent registered valuers, Australian Pacific Valuers (APV). The previous comprehensive valuations of Mackay Regional Council road assets performed by APV was dated 30 June 2009.

15 (b) Property, plant and equipment valuations were determined by reference to the following: (continued)

Road, bridges and drainage infrastructure (continued)
Mackay Regional Council sustained a flood event during the financial year. Council has made every effort to quantify the impact sustained on its network, with physical inspections and assessments based on local knowledge carried out by Council engineers to determine the asset conditions using APV methodologies. An independent review of unit rate indices was also sought at 30 June 2011 which identified a material movement in those indicies.

As a result of the revised condition assessments and the material increase in unit rates, a desktop valuation was undertaken by APV to determine the fair value of the roads, bridges and drainage asset class as at 30 June 2011, factoring in additions and disposals.

Water and sewerage infrastructure
Assets on hand at 15 March 2008 are included at their written down current replacement cost at 30 June 2009 as determined by Cardno (Qld) Pty Ltd, consulting engineers. Additional assets acquired from 15 March 2008 to 30 June 2011 have been recognised at their cost, which has been determined to approximate their fair value. A review of indices was carried out at 30 June 2011 which found no material movement in values, and as a result no valuation adjustment was undertaken.

Waste infrastructure
Assets on hand at 15 March 2008 are included at their written down current replacement cost at 30 June 2009 as determined by independent registered valuers, Australian Pacific Valuers. Additional assets acquired from 15 March 2008 to 30 June 2011 have been recognised at their cost, which has been determined to approximate their fair value. A review of indices was carried out at 30 June 2011 which found no material movement in values, and as a result no valuation adjustment was undertaken.

MACKAY REGIONAL COUNCIL

Notes to the Financial Statements
For the year ended 30 June 2011

		Note	2011 Actual $	2010 Actual $
16	**Intangible assets**	1.16		
	Computer software			
	Opening gross carrying value		2,912,802	2,280,025
	Transfer from / (to) other non-current asset category		325,286	632,777
	Closing gross carrying value		3,238,088	2,912,802
	Accumulated amortisation			
	Opening balance		1,056,873	618,065
	Amortisation in the period		544,269	438,808
	Closing balance		1,601,142	1,056,873
	Net carrying value at end of financial year		1,636,946	1,855,929

The computer software has a finite life of 5 years. Straight line amortisation has been used with no residual value.

17	**Trade and other payables**	1.21		
	Current			
	Creditors and accruals		20,734,369	17,928,451
	Annual leave		6,342,769	6,420,881
	Other Entitlements		747,597	604,256
	Total trade and other payables		27,824,735	24,953,588

Current employee benefit expenses are calculated on current wage and salary levels and includes related employee on-costs. The portion payable later than one year, estimated at $1,887,311 is calculated on projected future wage and salary levels and related employee on-costs, discounted to present values. Further details on employee entitlements are reported in note 1.21.

18	**Provisions**			
	Current			
	Refuse restoration	1.24	19,079,988	19,300,000
	Long service leave	1.22(e)	5,088,776	665,695
			24,168,764	19,965,695
	Non-current			
	Refuse restoration	1.24	12,453,930	11,100,000
	Quarry restoration	1.24	1,314,446	1,210,000
	Long service leave	1.22(e)	1,372,438	6,437,194
			15,140,814	18,747,194

Long service leave benefits are calculated in accordance with Council's obligations. The apportionment of current liability reflects the latest estimates around Councils ability to defer settlement and leave probability calculations. Estimates are reviewed and adjusted annually as a result of change in circumstance and or new information. Further details on employee entitlements are reported in note 1.21.

MACKAY REGIONAL COUNCIL

Notes to the Financial Statements
For the year ended 30 June 2011

	Note	2011 Actual $	2010 Actual $
18 Provisions (continued)			
Details of movements in provisions:			
Refuse restoration			
Balance at beginning of financial year		30,400,000	29,972,564
Increase in provision - change in present value over time		125,324	427,436
Increase in provision - due to change in future cost		1,858,606	-
Amount expended in year		(850,012)	-
Balance at the end of financial year		31,533,918	30,400,000

This is the present value of the estimated future cost of restoring the refuse sites under the State Government Environmental Regulations at the end of its useful life. The projected cost is $37,730,000 and this cost is expected to be incurred between 2012 and 2021 after closing the sites and allowing a period for settlement.

Quarry restoration			
Balance at beginning of financial year		1,210,000	1,163,406
Increase in provision - change in present value over time		99,446	46,594
Increase in provision - due to change in future cost		5,000	-
Balance at the end of financial year		1,314,446	1,210,000

This is the present value of the estimated future cost of restoring the quarry sites under the State Government Environmental Regulations at the end of its useful life. The projected cost is $4,949,431 and this cost is expected to be incurred between 2013 and 2057.

Long service leave			
Balance at beginning of financial year		7,102,889	5,198,002
Amount provided for in the period		206,719	2,382,290
Amount paid in the period		(848,394)	(477,403)
Balance at the end of financial year		6,461,214	7,102,889
19 Borrowings	1.23		
Current			
Loans - Queensland Treasury Corporation		8,019,531	5,863,756
		8,019,531	5,863,756
Non-current			
Loans - Queensland Treasury Corporation		179,522,177	100,809,820
Loans - other		2,772,000	-
		182,294,177	100,809,820

MACKAY REGIONAL COUNCIL

Notes to the Financial Statements
For the year ended 30 June 2011

	Note	2011 Actual $	2010 Actual $
19 Borrowings (continued)			
Loans - Queensland Treasury Corporation			
Opening balance at beginning of financial year		106,673,576	113,462,010
Loans raised		87,039,013	-
Principal repayments		(6,170,882)	(6,788,434)
Book value at end of financial year		187,541,707	106,673,576
Loans - other			
Opening balance at beginning of financial year		-	-
Loans raised		2,772,000	-
Principal repayments		-	-
Book value at end of financial year		2,772,000	-

All borrowings are in Australian dollars and carried at amortised cost with interest being expensed as it accrues, excluding the Loans - other which is a non-interest bearing borrowing. No interest has been capitalised during the current or comparative reporting period. Expected final repayment dates vary from April 2013 to May 2031. There have been no defaults or breaches of the loan agreement during the period.

The loan market value at the reporting date was $193,496,112. This represents the value of the debt if Council repaid it all on that date. As it is the intention of Council to hold the debt for its full term, no provision is required to be made in these accounts.

20 Other liabilities			
Unearned revenue		2,906,077	1,625,412

This amount comprises revenue that has been unearned or unallocated at financial year end. Components in this amount can include but are not limited to unearned or unallocated fees and charges eg ticket sales, prepaid annual licences and rental or lease agreements.

21 Asset revaluation surplus	1.26		
Movements in the asset revaluation surplus were as follows:			
Balance at beginning of financial year		970,421,287	970,421,287
Net adjustment to non-current assets at end of financial year to reflect a change in current fair value:			
Land		55,260	-
Site improvements		-	-
Buildings		-	-
Roads, bridge and drainage network		170,080,516	-
Water		-	-
Sewerage		-	-
Waste infrastructure		-	-
Heritage & cultural assets		-	-
		170,135,776	-
Change in value of future rehabilitation costs charged to the reserve		1,863,606	-
Change in value of future restoration asset funded by the reserve		(1,863,606)	-
Balance at end of financial year		1,140,557,063	970,421,287

MACKAY REGIONAL COUNCIL

Notes to the Financial Statements
For the year ended 30 June 2011

	Note	2011 Actual $	2010 Actual $
21 Asset revaluation surplus (continued)			
Asset revaluation surplus analysis			
The closing balance of the asset revaluation surplus comprises the following asset categories:			
Land		(140,972,871)	(140,917,611)
Site improvements		(3,049,118)	(3,049,118)
Buildings		(29,335,305)	(29,335,305)
Roads, bridge and drainage network		(713,956,441)	(543,875,925)
Water		(127,039,270)	(127,039,270)
Sewerage		(126,085,752)	(126,085,752)
Waste infrastructure		(51,758)	(51,758)
Heritage & cultural assets		(66,548)	(66,548)
		(1,140,557,063)	(970,421,287)
22 Other reserves	1.27		
Reserves held for funding future capital expenditure			
Constrained works reserve		21,479,013	4,516,976
Capital improvements reserve		31,272,751	9,626,146
Carry forward works reserve		20,434,751	5,307,837
NCP financial incentive reserve		-	-
Offstreet parking reserve		380,981	347,017
Community housing reserve		157,380	82,444
Cleansing reserve		3,193,938	2,988,103
Disaster response reserve		576,399	282,064
Natural environmental reserve		3,110,334	2,406,515
Water reserve		16,138,096	23,166,460
Sewerage reserve		17,645,758	9,822,609
Gravel quarry reserve		633,823	75,000
City centre reserve		598,131	414,614
		115,621,355	59,035,785
Reserves held for funding future recurrent expenditure			
Constrained works reserve - recurrent		16,987,117	724,285
Total reserves		132,608,472	59,760,070
Movements in capital reserves are analysed as follows:			
Constrained works reserve			
Balance at the beginning of financial year		4,516,975	11,305,740
Transfer from retained surplus for future expenditure		23,015,125	4,766,988
Transfer to retained surplus		(6,053,087)	(11,555,752)
Balance at end of financial year		21,479,013	4,516,976

MACKAY REGIONAL COUNCIL

Notes to the Financial Statements
For the year ended 30 June 2011

	Note	2011 Actual $	2010 Actual $
22 Other reserves (continued)			
Capital improvements reserve			
Balance at the beginning of financial year		9,626,146	19,120,563
Transfer from retained surplus for future expenditure		30,933,487	16,437,263
Transfer to retained surplus		(9,286,882)	(25,931,680)
Balance at end of financial year		31,272,751	9,626,146
Carry forward works reserve			
Balance at the beginning of financial year		5,307,838	19,507,287
Transfer from retained surplus for future expenditure		53,693,886	27,631,471
Transfer to retained surplus		(38,566,973)	(41,830,921)
Balance at end of financial year		20,434,751	5,307,837
NCP financial incentive reserve			
Balance at the beginning of financial year		-	7,873
Transfer from retained surplus for future expenditure		-	89
Transfer to retained surplus		-	(7,962)
Balance at end of financial year		-	-
Offstreet parking reserve			
Balance at the beginning of financial year		347,017	434,540
Transfer from retained surplus for future expenditure		35,741	87,427
Transfer to retained surplus		(1,777)	(174,950)
Balance at end of financial year		380,981	347,017
Community housing reserve			
Balance at the beginning of financial year		82,444	121,411
Transfer from retained surplus for future expenditure		74,936	-
Transfer to retained surplus		-	(38,967)
Balance at end of financial year		157,380	82,444
Cleansing reserve			
Balance at the beginning of financial year		2,988,103	2,088,893
Transfer from retained surplus for future expenditure		1,426,314	910,584
Transfer to retained surplus		(1,220,479)	(11,374)
Balance at end of financial year		3,193,938	2,988,103
Disaster response reserve			
Balance at the beginning of financial year		282,064	-
Transfer from retained surplus for future expenditure		725,061	448,662
Transfer to retained surplus		(430,726)	(166,598)
Balance at end of financial year		576,399	282,064

MACKAY REGIONAL COUNCIL

Notes to the Financial Statements
For the year ended 30 June 2011

	Note	2011 Actual $	2010 Actual $
22 Other reserves (continued)			
Natural environmental reserve			
Balance at the beginning of financial year		2,406,515	1,906,346
Transfer from retained surplus for future expenditure		1,415,371	1,258,118
Transfer to retained surplus		(711,552)	(757,949)
Balance at end of financial year		3,110,334	2,406,515
Water reserve			
Balance at the beginning of financial year		23,166,460	22,147,692
Transfer from retained surplus for future expenditure		13,994,994	11,770,682
Transfer to retained surplus		(21,023,358)	(10,751,914)
Balance at end of financial year		16,138,096	23,166,460
Sewerage reserve			
Balance at the beginning of financial year		9,822,609	10,633,325
Transfer from retained surplus for future expenditure		10,307,933	11,151,967
Transfer to retained surplus		(2,484,784)	(11,962,683)
Balance at end of financial year		17,645,758	9,822,609
Gravel quarry reserve			
Balance at the beginning of financial year		75,000	-
Transfer from retained surplus for future expenditure		558,823	75,000
Transfer to retained surplus		-	-
Balance at end of financial year		633,823	75,000
City centre reserve			
Balance at the beginning of financial year		414,614	74,483
Transfer from retained surplus for future expenditure		918,493	811,480
Transfer to retained surplus		(734,976)	(471,349)
Balance at end of financial year		598,131	414,614
Movements in recurrent reserves are analysed as follows:			
Constrained works reserve - recurrent			
Balance at the beginning of financial year		724,285	1,288,669
Transfer from retained surplus for future expenditure		16,858,419	181,658
Transfer to retained surplus		(595,587)	(746,042)
Balance at end of financial year		16,987,117	724,285

MACKAY REGIONAL COUNCIL

Notes to the Financial Statements
For the year ended 30 June 2011

	Note	2011 Actual $	2010 Actual $
23 Commitments for expenditure			
Contractual commitments			
Contractual commitments at balance date but not recognised in the financial statements are as follows:			
Disposal of garbage and solid waste		40,512,707	40,422,650
Flood damage repairs		13,381,971	8,057,994
		53,894,678	48,480,644
These expenditures are payable :			
Within one year		23,656,103	15,899,555
Later than 1 year but not later than 5 years		26,712,743	30,016,161
Later than 5 years		3,525,832	2,564,928
		53,894,678	48,480,644
Capital commitments			
Commitment for the construction of the following assets contracted for at the reporting date but not recognised as liabilities are as follows:			
Buildings		1,719,913	21,845,421
Infrastructure		9,443,554	5,879,957
Other assets		18,400	12,463
		11,181,867	27,737,841
These expenditures are payable :			
Within one year		11,181,867	27,737,841
Later than 1 year but not later than 5 years		-	-
Later than 5 years		-	-
		11,181,867	27,737,841

24 Events after balance date
There were no material financial adjusting events after balance date.

25 Contingent liabilities
Details and estimates of maximum amounts of contingent liabilities are as follows:

Department of Families, Housing, Community Services and Indigenous Affairs
Council agreed to act as guarantor for a development project under the Housing Affordability Fund Program. The guarantee provides for affordable housing to be developed and sold at a discount on market rates.

Council's maximum exposure to the bank guarantee is:	8,000,000	-

Local Government Mutual
The Council is a member of the local government mutual liability self-insurance pool, LGM Queensland. In the event of the pool being wound up or it is unable to meet its debts as they fall due, the trust deed and rules provide that any accumulated deficit will be met by the individual pool members in the same proportion as their contribution is to the total pool contributions in respect to any year that a deficit arises. As at 30 June 2011 the financial statements reported an accumulated surplus and it is not anticipated any liability will arise.

	16,218,220	9,768,415

MACKAY REGIONAL COUNCIL

Notes to the Financial Statements
For the year ended 30 June 2011

	Note	2011 Actual $	2010 Actual $

25 Contingent liabilities (continued)

Local Government Workcare
The Council is a member of the Queensland local government worker's compensation self-insurance scheme, Local Government Workcare. Under this scheme the Council has provided an indemnity towards a bank guarantee to cover bad debts which may remain should the self insurance licence be cancelled and there was insufficient funds available to cover outstanding liabilities. Only the Queensland Government's workers compensation authority may call on any part of the guarantee should the above circumstances arise.

Council's maximum exposure to the bank guarantee is:		2,156,718	1,739,348

26 Superannuation
The Council contributes to the Local Government Superannuation Scheme (Qld) (the scheme). The scheme is a Multi-employer Plan as defined in the Australian Accounting Standard AASB119 *Employee Benefits* .

The Queensland Local Government Superannuation Board, the trustee of the scheme, advised that the local government superannuation scheme was a complying superannuation scheme for the purpose of the Commonwealth Superannuation Industry (Supervision) legislation.

The scheme has two elements referred to as the Defined Benefits Fund (DBF) and the Accumulation Benefits Fund (ABF). The ABF is a defined contribution scheme as defined in AASB 119. Council has no liability to or interest in the ABF other than the payment of the statutory contributions as required by the *Local Government Act 2009* .

The DBF is a defined benefit plan as defined in AASB119. The Council is not able to account for the DBF as a defined benefit plan in accordance with AASB119 because the scheme is unable to account to the Council for its proportionate share of the defined benefit obligation, plan assets and costs.

Any amount by which either fund is over or under funded would only affect future benefits and contributions to the DBF, and is not an asset or liability of the Council. Accordingly there is no recognition in the financial statements of any over or under funding of the scheme.

The audited general purpose financial report of the scheme as at 30 June 2010 (the most recent available) which was not subject to any audit qualification, indicates that the assets of the scheme are sufficient to meet the vested benefits.

The most recent actuarial assessment of the scheme was undertaken as at 1 July 2009. The actuary indicated that "the DBF is in a very modest financial position with regard to the net asset coverage of vested liabilities. Investment returns will be volatile under the required investment strategy, particularly over short periods. The DBF therefore needs sufficient reserves to be able to withstand a reasonable range of such influences. Because the DBF is now running down and cash flows are negative, the VBI (vested benefit index) should not be allowed whenever possible to retreat below 100%. Once below 100%, benefits drawn reduce the available assets for remaining members and hence the nest asset coverage of vested benefits declines further.

In order to withstand a one in ten 'low return' outcome, the DBF would need reserves of the order of 8% to 10% having regard to the investment strategy adopted. Given the current position of the DBF, such reserve can essentially only eventuate from either excess investment returns over salary increases or additional employer contributions.

MACKAY REGIONAL COUNCIL

Notes to the Financial Statements
For the year ended 30 June 2011

	Note	2011 Actual $	2010 Actual $
26 Superannuation (continued)			
Council has been advised by the trustee of the scheme, following advice from the scheme's actuary, that additional contributions may be imposed in the future at a level necessary to protect the entitlements of DBF members. Under the *Local Government Act 2009* the trustee of the scheme has the power to levy additional contributions on councils which have employees in the DBF when the actuary advises such additional contributions are payable - normally when the assets of the DBF are insufficient to meet members' benefits.			
The next actuarial investigation will be made as at 1 July 2012.			
The amount of superannuation contributions paid by Mackay Regional Council to the scheme in this period for the benefit of employees was:		6,531,856	5,845,796
27 Trust funds	1.30		
Security deposits		3,842,249	5,417,532
Mackay Artspace Gift Fund		3,946	3,137
		3,846,195	5,420,669
Mackay Regional Council performs only a custodial role in respect of these monies. As these funds cannot be used by the Council, they are not brought to account in these financial statements.			
28 Reconciliation of net result attributable to council to net cash flow from operating activities			
Net result attributable to council		143,758,947	53,025,705
Non-cash operating items:			
Depreciation and amortisation	9	59,377,841	51,193,014
Change in restoration provisions expensed to finance costs		224,770	474,030
		59,602,611	51,667,044
Investing and development activities:			
Capital grants, subsidies and contributions	4	(140,972,533)	(73,168,460)
Capital income	5	(2,244,252)	(2,840,388)
Capital expenses	10	10,108,239	9,775,171
		(133,108,546)	(66,233,677)
Changes in operating assets and liabilities :			
(Increase) decrease in receivables		1,281,647	934,928
(Increase) decrease in inventories (excluding land)		114,684	491,963
Increase (decrease) in payables		2,021,139	644,330
Increase (decrease) in provisions		(641,675)	1,904,887
Increase (decrease) in other liabilities		1,280,665	(1,527,161)
		4,056,460	2,448,948
Net cash inflow from operating activities		74,309,472	40,908,020

MACKAY REGIONAL COUNCIL

Notes to the Financial Statements
For the year ended 30 June 2011

29 Financial instruments

Mackay Regional Council's activities expose it to a variety of financial risks including interest rate risk, credit risk, and liquidity risk.

Exposure to financial risks is managed in accordance with Council approved policies on financial risk management. These policies focus on managing the volatility of financial markets and seek to minimise potential adverse effects on the financial performance of the Council. The Council minimises its exposure to financial risk in the following ways:

Investments in financial assets are only made where those assets are with a bank or other financial institution in Australia. The Council does not invest in derivatives or other high risk investments.

When the Council borrows, it borrows from the Queensland Treasury Corporation unless another financial institution can offer a more beneficial rate, taking into account any risk. Borrowing by the Council is constrained by the provisions of the *Statutory Bodies Financial Arrangements Act 1982.*

Mackay Regional Council measures risk exposure using a variety of methods as follows:

Risk exposure	Measurement method
Credit risk	Ageing analysis
Liquidity risk	Maturity analysis
Interest rate risk	Sensitivity analysis

Credit risk exposure

Credit risk exposure refers to the situation where the Council may incur financial loss as a result of another party to a financial instrument failing to discharge their obligations.

In the case of rate receivables, the Council has the power to sell the property to recover any defaulted amounts. In effect this power protects the Council against credit risk in the case of these debts.

In other cases, the Council assesses the credit risk before providing goods or services and applies normal business credit protection procedures to minimise the risk.

The Council is exposed to credit risk through its investments with the Queensland Treasury Corporation (QTC) and deposits held with banks. The QTC Cash Fund is an asset management portfolio that invests with a wide variety of high credit rating counterparties. Deposits are capital guaranteed. Other investments are held with highly rated banks and whilst not capital guaranteed, the likelihood of a credit failure is remote.

The Council has no major concentration of credit risk to any single debtor or group of debtors.

The maximum exposure to credit risk at balance date in relation to each class of recognised financial asset is the gross carrying amount of those assets inclusive of any provisions for impairment.

No collateral is held as security relating to the financial assets held by the Council.

MACKAY REGIONAL COUNCIL

Notes to the Financial Statements
For the year ended 30 June 2011

29 Financial instruments (continued)

Council's maximum exposure to credit risk is as follows:

	2011 $	2010 $
Financial assets		
Cash and cash equivalents	159,061,595	69,938,266
Receivables - rates	7,067,220	7,754,308
Receivables - other	14,988,859	15,510,009
Other credit exposure		
Guarantees	10,156,718	1,739,348
	191,274,392	94,941,931

No financial assets have had their terms renegotiated so as to prevent them from being past due or impaired, and are stated at the carrying amounts as indicated.

The following represents an analysis of the age of the Council's financial assets that are either fully performing, past due or impaired:

	Fully Performing $	Past due			Total $
		Less than 30 days $	31 to 60 days $	61 to 90 days $	
30 June 2011					
Receivables	17,470,332	324,832	521,662	4,970,916	23,287,742
Less impairment	-	-	-	(1,231,663)	(1,231,663)
Net receivables	17,470,332	324,832	521,662	3,739,253	22,056,079
30 June 2010					
Receivables	19,272,526	1,227,632	460,840	3,310,114	24,271,112
Less impairment	-	-	-	(1,006,795)	(1,006,795)
Net receivables	19,272,526	1,227,632	460,840	2,303,319	23,264,317

Liquidity risk

Liquidity risk refers to the situation where the Council may encounter difficulty in meeting obligations associated with financial liabilities that are settled by delivering cash or another financial asset. The Council is exposed to liquidity risk through its trading in the normal course of business and borrowings from the Queensland Treasury Corporation for capital works.

Council manages its exposure to liquidity risk by maintaining sufficient undrawn facilities, both short and long term, to cater for unexpected volatility in cash flows. These facilities are disclosed in the note 19.

The following table sets out the liquidity risk of financial liabilities held by the Council in a format as it might be provided to management. The amounts disclosed in the maturity analysis represent the contractual undiscounted cash flows at balance date:

MACKAY REGIONAL COUNCIL

Notes to the Financial Statements
For the year ended 30 June 2011

29 Financial instruments (continued)

	0 to 1 year	1 to 5 years	Over 5 years	Total
	$	$	$	$
30 June 2011				
Trade & other payables	20,734,369	-	-	20,734,369
Loans - QTC	19,876,370	77,657,557	211,759,399	309,293,326
Loans - other	-	2,772,000	-	2,772,000
	40,610,739	80,429,557	211,759,399	332,799,695
30 June 2010				
Trade & other payables	17,928,451	-	-	17,928,451
Loans - QTC	12,811,239	47,709,299	110,811,610	171,332,148
Loans - other	-	-	-	-
	30,739,690	47,709,299	110,811,610	189,260,599

The outflows in the above table are not expected to occur significantly earlier and are not expected to be for significantly different amounts than indicated in the table.

Interest rate risk

The Council is exposed to interest rate risk through its borrowings from the Queensland Treasury Corporation and investments held with financial institutions.

The risk in borrowing is effectively managed by borrowing from the Queensland Treasury Corporation and having access to a mix of floating and fixed funding sources such that the desired interest rate risk exposure can be constructed. Interest rate risk in other areas is minimal.

The Council does not undertake any hedging of interest rate risk.

The following interest rate sensitivity analysis is based on a report similar to that which would be provided to management, depicting the outcome to profit and loss should there be a 1% increase in market interest rates. The calculations assume that the rate would be held constant over the next financial year, with the change occurring at the beginning of that year. It is assumed that interest rates on overdue rates would not change. If the rates decreased by 1% the impact would be equal in amount in the reverse direction.

	Net carrying amount		Profit		Equity	
	2011	2010	2011	2010	2011	2010
	$	$	$	$	$	$
Financial assets	-	-	1,590,616	699,383	1,590,616	699,383
Financial liabilities	(190,313,707)	(106,673,576)	(1,903,137)	(1,066,736)	(1,903,137)	(1,066,736)
Net total	(190,313,707)	(106,673,576)	(312,521)	(367,353)	(312,521)	(367,353)

MACKAY REGIONAL COUNCIL

Notes to the Financial Statements
For the year ended 30 June 2011

30 National competition policy

Activities to which the code of competitive conduct is applied:

A "business activity" of a local government is divided into two categories :

(a) Roads business activity:

(i) the construction or maintenance of state controlled roads for which the local government submits an offer to carry out work in response to a tender invitation, other than through a sole supplier arrangement.

(ii) submission of a competitive tender for construction or road maintenance on the local government's roads which the local government has put out to tender, or called for by another local government.

(b) Other business activity, referred to as type three activities, means the following:

(i) trading in goods and services to clients in competition with the private sector, or

(ii) the submission of a competitive tender in the local government's own tendering process in competition with others for the provision of goods and services to its self. Excluded activities are (a) library services, and (b) an activity or part thereof prescribed by legislation.

Local government may elect to apply a Code of Competitive Conduct (CCC) to their identified business activities. This requires the application of full cost pricing, identifying the cost of community service obligations (CSO) and eliminating the advantages and disadvantages of public ownership within that activity. The application of the CCC to the roads business activity is compulsory.

The CSO value is determined by Council, and represents an activities cost(s) which would not be incurred primary objective of the activities was to make a profit. The Council provides funding from general revenue to the business activity to cover the cost of providing non-commercial community services or costs deemed to be CSO's by the Council.

Financial performance of activities subject to competition reforms:

Mackay Convention Precinct

	2011	2010
	$	$
Revenue for services provided to external clients	3,588,399	3,478,406
Revenue for services provided to the Council	367,973	321,271
Community service obligations	637,016	606,682
	4,593,388	4,406,359
Less: expenditure	7,118,861	7,590,436
Surplus / (deficit)	(2,525,473)	(3,184,077)

MACKAY REGIONAL COUNCIL

Notes to the Financial Statements
For the year ended 30 June 2011

30 National competition policy (continued)

The Council has resolved to commercialise the following significant business activities:

Water and Waste Water	2011 Actual $	2010 Actual $
Operating revenue		
Rates and utility charges	64,413,086	57,775,727
Less: discounts and remissions	(4,305,632)	(3,568,231)
Fees and charges	2,303,304	2,239,662
Sales contract and recoverable work	2,606,224	1,786,511
Grants, subsidies and contributions and donation	81,000	8,311
Interest received	1,883,407	1,948,783
Other recurrent income	60,391	117,821
Community service obligations	400,101	381,048
Internal transfers	939,794	446,584
	68,381,675	61,136,216
Less: operating expenses		
Employee benefits	11,828,925	10,733,871
Materials and services	14,525,660	13,105,222
Finance costs	4,170,439	4,154,851
Depreciation and amortisation	21,082,078	20,107,194
Transfer from capital (loss on disposal of assets)	828,564	867,354
Competitive neutrality costs	3,897,921	2,229,119
Internal transfers	2,701,708	2,125,872
	59,035,295	53,323,483
Less: transfers		
Transfer from capital (loss on disposal of assets)	(828,564)	(867,354)
Retained (surplus) / deficit brought forward from prior year	(2,110,533)	(4,124,265)
Transfer to capital (general revenue expended)	(377,236)	(5,511,128)
Inter-function dividends and return on capital	8,154,490	8,504,673
Transfer from reserves	(1,739,205)	(1,082,703)
Transfers to reserves	4,776,233	8,782,979
	7,875,185	5,702,202
Operating surplus / (deficit)	1,471,195	2,110,531

MACKAY REGIONAL COUNCIL

Notes to the Financial Statements
For the year ended 30 June 2011

30 National competition policy (continued)

Waste Services	2011 Actual $	2010 Actual $
Operating revenue		
Rates and utility charges	16,153,508	13,689,693
Less: discounts and remissions	(923,942)	(744,349)
Fees and charges	6,181,838	4,947,474
Grants, subsidies and contributions and donation	733,607	
Interest received	421,681	505,346
Other recurrent income	274,285	319,442
Internal transfers	324,364	209,691
	23,165,341	18,927,297
Less: operating expenses		
Employee benefits	1,266,827	867,014
Materials and services	13,581,312	14,313,331
Finance costs	1,363,408	2,529,567
Depreciation and amortisation	752,668	1,135,421
Competitive neutrality costs	579,247	151,952
Internal transfers	287,379	140,004
	17,830,841	19,137,289
Less: transfers		
Transfer from capital (loss on disposal of assets)	-	
Retained (surplus) / deficit brought forward from prior year	648,261	(505,265)
Transfer to capital (general revenue expended)	1,724,030	(58,867)
Inter-function dividends and return on capital	255,596	243,425
Transfer from reserves	(946,686)	(111,870)
Transfers to reserves	964,014	870,847
	2,645,215	438,270
Operating surplus / (deficit)	2,689,285	(648,262)

MACKAY REGIONAL COUNCIL

Notes to the Financial Statements
For the year ended 30 June 2011

30 National competition policy (continued)

Activities	CSO description	Actual
		$
Mackay Water	In terms of Policy No. 006 - 'Community Services Obligations' Council will provide a CSO for Rebates to Community / Sporting Bodies and a revenue supplement to offset tax equivalents.	400,101
Mackay Convention Precinct	In terms of Policy No. 006 - 'Community Services Obligations' Council has determined that this service should be provided to all users at an affordable price. This decision recognises an active role undertaken by Council in encouraging the artistic and cultural development of the region. All steps are taken to ensure that the business operations are undertaken effectively in terms of National Competition Policy aims. As the community benefit is largely intangible, Council will fund the residual cost of provision of service with a CSO.	637,016

MACKAY REGIONAL COUNCIL

Financial Statements
For the year ended 30 June 2011

Management certificate
For the year ended 30 June 2011

These general purpose financial statements have been prepared pursuant to Section 102 of the *Local Government (Finance, Plans and Reporting) Regulation 2010* (the Regulation) and other prescribed requirements.

In accordance with Section 161 of the Regulation we certify that these general purpose financial statements:

(i) have been prepared in accordance with the relevant accounting documents; and

(ii) accurately reflect the local government's financial performance and position for the financial year.

In addition we certify that, in our opinion:

(i) the prescribed requirements of the Local Government Act 2009 and associated Regulations for the establishment and keeping of accounts have been complied with in all material respects; and

(ii) the general purpose financial statements, as set out on pages 1 to 45, have been prepared in accordance with Australian Accounting Standards (including Australian Accounting Interpretations and other authoritative pronouncements issued by the Australian Accounting Standards Board); and

(iii) the general purpose financial statements present a true and fair view of the Council's financial position as at 30 June 2011 and of its financial performance and cash flows for the financial year ended on that date.

Mayor

Date: 14/02/2012.

Chief Executive Officer

Date: 16/2/2012.

INDEPENDENT AUDITOR'S REPORT

To the Mayor of Mackay Regional Council

Report on the Financial Report

I have audited the accompanying financial report of Mackay Regional Council, which comprises the statement of financial position as at 30 June 2011, the statement of comprehensive income, statement of changes in equity and statement of cash flows for the year then ended, notes comprising a summary of significant accounting policies and other explanatory information and certificates given by the Mayor and the Chief Executive Officer.

The Council's Responsibility for the Financial Report

The Council is responsible for the preparation of the financial report that gives a true and fair view in accordance with prescribed accounting requirements identified in the *Local Government Act 2009* and *Local Government (Finance, Plans and Reporting) Regulation 2010*, including compliance with Australian Accounting Standards. The Council's responsibility also includes such internal control as the Council determines is necessary to enable the preparation of the financial report that is free from material misstatement, whether due to fraud or error.

Auditor's Responsibility

My responsibility is to express an opinion on the financial report based on the audit. The audit was conducted in accordance with the *Auditor-General of Queensland Auditing Standards*, which incorporate the Australian Auditing Standards. Those standards require compliance with relevant ethical requirements relating to audit engagements and that the audit is planned and performed to obtain reasonable assurance about whether the financial report is free of material misstatement.

An audit involves performing procedures to obtain audit evidence about the amounts and disclosures in the financial report. The procedures selected depend on the auditor's judgement, including the assessment of risks of material misstatement in the financial report, whether due to fraud or error. In making those risk assessments, the auditor considers internal control relevant to the entity's preparation of the financial report that gives a true and fair view in order to design audit procedures that are appropriate in the circumstances, but not for the purpose of expressing an opinion on the effectiveness of the entity's internal control, other than in expressing an opinion on compliance with prescribed requirements. An audit also includes evaluating the appropriateness of accounting policies used and the reasonableness of accounting estimates made by the Council, as well as evaluating the overall presentation of the financial report.

I believe that the audit evidence obtained is sufficient and appropriate to provide a basis for my audit opinion.

Independence

The *Auditor-General Act 2009* promotes the independence of the Auditor-General and all authorised auditors. The Auditor-General is the auditor of all Queensland public sector entities and can only be removed by Parliament.

The Auditor-General may conduct an audit in any way considered appropriate and is not subject to direction by any person about the way in which audit powers are to be exercised. The Auditor-General has for the purposes of conducting an audit, access to all documents and property and can report to Parliament matters which in the Auditor-General's opinion are significant.

Auditor's Opinion

In accordance with s.40 of the *Auditor-General Act 2009* –

(a) I have received all the information and explanations which I have required; and

(b) in my opinion -

(i) the prescribed requirements in respect of the establishment and keeping of accounts have been complied with in all material respects; and

(ii) the financial report presents a true and fair view, in accordance with the prescribed accounting standards, of the financial performance and cash flows of Mackay Regional Council for the financial year 1 July 2010 to 30 June 2011 and of the financial position as at the end of that year.

Other Matters – Electronic Presentation of the Audited Financial Report

The auditor's report relates to the financial report of Mackay Regional Council for the year ended 30 June 2011. Where the financial report is included on Mackay Regional Council's website the Council is responsible for the integrity of Mackay Regional Council's website and I have not been engaged to report on the integrity of Mackay Regional Council's website. The auditor's report refers only to the subject matter described above. It does not provide an opinion on any other information which may have been hyperlinked to/from these statements or otherwise included with the financial report. If users of the financial report are concerned with the inherent risks arising from publication on a website, they are advised to refer to the hard copy of the audited financial report to confirm the information contained in this website version of the financial report. These matters also relate to the presentation of the audited financial report in other electronic media including CD Rom.

Martin Power

P M Power
As delegate of the Auditor-General of Queensland

Brisbane, 14 February 2012

Visual Arts Advisory Committee Meeting
Monday 5th December 2011, 4pm
Artspace Mackay, Seminar Room
MINUTES

Chair: **Cr Karen May**

Present: **Mark Fawcett, Anna Thurgood, Kerrin Phillips, Lesley Kane, Marilyn Bliss, Donna Robinson.**

Apologies: **Wanda Bennet, Bern Howlett, Steve Mayer-Miller**

1.0 Minutes of the Last Meeting

Having been previously circulated, the minutes of the last meeting were approved.

2.0 Terms of Reference

The majority of content was approved with some minor changes to be reviewed at the next meeting. Secretariat to complete final copy of Terms of Reference.

3.0 Proposed Acquisitions

Council has a capital budget of $10,000 for the purchase of Artworks. Works can also be donated via the Cultural Gifts Program where donations are made and the works valued which provides a tax incentive to the donator.

3.1 Cathy Freeman Bronze Foot and Lithographs (see images below)

It was decided to decline an offer to purchase a bronze sculpture due to cost. Lithographs in some ways lack artistic merit, but are highly relevant given the relationship to Mackay resident Cathy Freeman. It was agreed a purchase would be significant to the community and relevant in Mackay's sesquicentennial year as part of the M150 celebrations.

Committee Recommendation – 2 lithographs could be purchased through the M150 budget and acquired for the Memorabilia Collection subject to the agreement of the M150 Committee.

3.2 GW Bot Prints (see images below)

GW Bot, a highly collectable artist whose work has been exhibited at Artspace and many regional galleries would like to donate 8 prints through the Cultural Gifts Program. Thank you to Lesley Kane who has been storing them up until now and who has made the offer to Council on behalf of the artist. There will need to be 2 independent valuations undertaken so these works can be valued.

Committee Recommendation – approved.

3.3 *Paper Doll* by Karen Robinson Smith (see image below)

Artspace Mackay recently had the Happily Ever After exhibition displayed in the Cox Rayner Gallery that comprised of well made artist books put together by freelance curators. This work is something that can be displayed closed and is a beautiful work in itself however the artist is not well known in artist books. The story of feminism would be a lovely thread to the collection. This work is for $750.00.

Committee Recommendation – approved.

3.4 *Pricks and Mortar* by Graham Wilson (see image below)

This work is more of a zine than an artist book. A zine (abbreviation of fanzine or magazine) is something that can be reproduced cheaply and is self-published. Storage for zines is not a problem as they can be stored in oven bags in solander boxes. Themes that relate to this work are home, relationships, family, place, politics, etc and could be displayed with any exhibitions that feature these themes. The work is only $60.00.

Committee Recommendation – approved.

3.5 *The Brush Off* by Annemarie Hunter (see image below)

Artspace inherited the collection that Libraries started so many different threads flow through the collection allowing different stories to be told at different times. This artist book is for $1000.00 and displays themes including fairytales and feminism with the work relating to Rapunzel. It can be displayed by hanging on the wall as the curls bounce off it.

Committee Recommendation – approved.

3.6 *The Dog is Not Alone* by Deborah Williams (see image below)

This work is for $1390.00 and was also included in the Happily Ever After exhibition. It can be displayed in many ways and is a unique concertina book.

Committee Recommendation – approved.

3.7 *Bunk Portfolio* by Eduardo Paolozzi (see image below)

This international art work will be funded by the Artspace Mackay Foundation for $7060.91 at the current exchange rate. In the current economic circumstances and from a process point of view, how would this purchase would be perceived in the public eye? It is important in the telling of the genesis of artist's books.

Committee Recommendation – approved.

3.8 *Town Planning Maps* by Carl Langer (see images below)

Brisbane architect, Carl Langer was commissioned in the 1940's by Council's predecessor time to draw up townscapes for the City of Mackay. The plans did not eventuate but the Townscapes survive and will form the basis of a foyer exhibition for M150. It was discussed to formally acquire the Townscapes into the collection. The works will need conservation.

Committee Recommendation – approved.

4.0 M150 Public Art Project

The Expression of Interest advertisement will be ready to go out after the Christmas period at the end of January and will be featured in the Daily Mercury, Art Almanac, Arts Hub, website and other appropriate avenues.

5.0 Review of Current Collection Policy

It would be more beneficial to dedicate an hour to this review and perhaps have a 2 hour meeting in early February. Committee members will be emailed the date for next year once finalised. Anna Thurgood to supply committee members with collection policies from other regional art galleries.

6.0 General Business

6.1 *Review of Artspace Mackay*

There is an opportunity to have a consultant come in to review the galley, its vision and the role it plays in the community emphasising community arts. This matter is to be discussed with Director Community Services.

Meeting Closed- 5.20pm

Minutes recorded by Ashleigh Rogers

IMAGES:

3.1 Cathy Freeman lithographs



3.2 G.W. Bot prints

Garden of poets

Hieroglyph

Hieroglyph I

Mother

Mother (variation VI)

Poet and child

Washing

3.3 *Paper doll* by Karen Robinson Smith



3.4 *Pricks and mortar* by Graham Wilson

3.5 *The brush-off* by Annemarie Hunter

3.6 *The dog is not alone* by Deborah Williams



3.7 *Bunk portfolio* by Eduardo Paolozzi

3.8 Town plans – Carl Langer

Development of Alfred Street

Proposed neighbourhood centre

Layout for future development

New showground layout

Civic centre layout

Neighbourhood no. 1

Swimming baths and cafe

Proposed transport terminal

APPENDIX / ATTACHMENTS