FINAL MINUTES

16 June 2010

Table of Contents

Folio	Date	Particulars
11365	16.06.10	Ordinary Meeting Minutes
11370	16.06.10	2010/2011 Revenue Policy
11389	31.05.10	Development Services Highlights and Significant Issues Report
11402	31.05.10	Water and Waste Services Performance Management Report
11443	16.06.10	2010/2011 Regulatory Fees and Charges
11456	16.06.10	2010/2011 Commercial Fees and Charges
11478	17.05.10	Mackay Matsuura Sister City Advisory Committee Minutes
11482	06.05.10	City Focus Advisory Committee Minutes

Declaration of Potential Conflict of Interest

Nil.

ORDINARY MEETING
MINUTES

1. ATTENDANCE:

Cr D E Camilleri, Acting Mayor, (Chairperson), Crs G R Christensen, D T Comerford, P F Steindl, D J Perkins, D R Hatfield, W A Cameron, G R Thomsen, K J Casey and K L May were in attendance at the commencement of the meeting. Also present was Mr P Franks (Chief Executive Officer) and Ms D Jeffery (Minute Secretary).

The meeting commenced at 10:04am.

2. ABSENT ON COUNCIL BUSINESS:

Cr C Meng.

3. APOLOGIES:

Nil.

4. CONDOLENCES:

Condolences were expressed at the passing of John Airoldi, former Sarina Shire Councillor.

5. CONFIRMATION OF MINUTES:

5.1 ORDINARY MEETING MINUTES - 9 JUNE 2010

THAT the Minutes of the Ordinary Meeting held on 9 June 2010 be confirmed.

Moved Cr Comerford **Seconded Cr Hatfield**

CARRIED

6. BUSINESS ARISING OUT OF MINUTES OF PREVIOUS MEETING:

Nil

7. MAYORAL MINUTES:

Nil.

8. CORRESPONDENCE AND OFFICERS' REPORTS:

8.1 DEVELOPMENT SERVICES HIGHLIGHTS & SIGNIFICANT ISSUES REPORT - MONTH ENDED 31 MAY 2010

Author DIRECTOR DEVELOPMENT SERVICES

Purpose

To review the attached Development Services Department Highlights and Significant Issues report for the month ended 31 May 2010.

Officer Recommendation

THAT the attached report be received.

Council Resolution

THAT the Officer's Recommendation be adopted.

Moved Cr Hatfield **Seconded Cr Casey**

CARRIED

8.2 WATER AND WASTE SERVICES PERFORMANCE MANAGEMENT REPORT - MAY 2010

Author Director Water & Waste Services

Purpose

To provide Council with Water & Waste Services Monthly Performance Management Report for the period ending 31 May 2010

Officer Recommendation

THAT the Monthly Performance Management Report be received.

Council Resolution

THAT the Officer's Recommendation be adopted.

Moved Cr Comerford **Seconded Cr Thomsen**

CARRIED

8.3 2010-2011 FEES AND CHARGES - REGULATORY AND COMMERCIAL

File No **Fees and Charges**
Author **Executive Manager Governance**

Purpose

The purpose of this report is to submit Council's reviewed fees and charges schedule for consideration.

Background/Discussion

In accordance with the Local Government Act 1993 Council has charging powers for both Regulatory and Commercial charges. Council each year should review its fees and charges to ensure consistency and appropriateness and also to ensure that regulatory fees do not recover more than the cost of providing the service.

Fees and charges have been reviewed taking into consideration relevant cost inputs and the majority of fees have increased by approximately 5% to take account of inflationary impacts. In some cases increases have been of a higher magnitude where service levels and cost drivers have varied from the norm and this has been particularly prevalent for development and planning related charges. These impacts were the subject of a separate report to Council in April 2010. Also fees and charges relating to the commercial operations of the MECC will be subject of a separate report due to the unique 'commercial' nature of their operation.

The fees detailed in the attached schedules will apply from the 1 July 2010 and will be available on Councils website.

Consultation and Communication

The proposed fees and charges are contained in the attached schedules and have been reviewed by relevant Directors and Managers. Where appropriate they have also been benchmarked against other Local Governments and in some cases subject to consultation with external stakeholders (eg development industry).

Resource Implications/Risk Management

Fees and charges form a significant part of Council's revenue raising requirements and provide a source of funding and/or contribution to programs delivered by Council.

Conclusion

Council is required to adopt Regulatory and Commercial fees and charges by resolution and this is the proposed recommendation.

Officer Recommendation

THAT in accordance with Section 36 and 1071A of the Local Government Act 1993 Council adopt the Regulatory and Commercial Fees and Charges Schedule (excluding MECC Fees) as attached and to take effect from the 1 July 2010.

Council Resolution

THAT the Officer's Recommendation be adopted.

Moved Cr Hatfield **Seconded Cr Steindl**

CARRIED

8.4 REVENUE POLICY 2010/2011

File No **Council Policies- General**
Author **EXECUTIVE MANAGER GOVERNANCE**

Purpose

The purpose of this report is to submit Councils Revenue Policy for the 2010/2011 financial year for adoption.

Background/Discussion

The *Local Government Act* requires a Local Government to adopt a Revenue Policy for each financial year. This Revenue Policy must be adopted with sufficient time to allow for the preparation of the budget and no later than 30th June of each year.

The policy is set out in three sections:-

- The first section relates to the principles applied in Making and Levying Rates and Charges;
- The second section contains the principles applied in granting rebates and concessions including those under Section 1035A of the Act.
- The third section contains the principles applied in recovering rates and charges.

Each section includes information on how the principles will be applied.

The Revenue Policy is a strategic document which clearly establishes the principles to be used by Council in exercising its revenue raising powers relating to rating.

Consultation and Communication

This is an internal policy and there is no requirement for a specific communication plan. The outputs of the policy will be reflected in Council's annual budget which will have a separate and comprehensive communication strategy.

Resource Implications/Risk Management

The policy will form the basis for preparation of the 2010/2011 budget.

Conclusion

It is recommended that the policy be adopted as tabled to allow finalisation of the 2010/2011 budget.

Officer Recommendation

THAT in accordance with section 513A of the Local Government Act 1993 Council adopt Policy No: 08 Revenue Policy 2010/2011 as tabled.

Council Resolution

THAT the Officer's Recommendation be adopted.

Moved Cr Perkins **Seconded Cr Comerford**

CARRIED

COUNCIL POLICY	
Revenue Policy 2010/2011	
POLICY NO	008
DEPARTMENT	Corporate Services
PROGRAM	Financial Services

1.0 Scope

This policy applies to the rating activities of Council for the period 1 July 2010 to 30 June 2011.

2.0 Purpose

The purpose of this policy is set out the principles used by Council for the 2010/2011 financial year for:

- Making and levying of rates and charges
- Exercising its powers to grant rebates and concessions
- Recovery of unpaid amounts of rates and charges

3.0 Reference

- Local Government Act 1993
- Local Government Finance Standard 2005

4.0 Definitions

To assist in interpretation the following definitions shall apply:

Council shall mean Mackay Regional Council

Act shall mean the Local Government Act 1993

Standard shall mean the Local Government Finance Standard 2005

5.0 Background

The Act requires each Local Government to maintain a Revenue Policy which must detail the principles applied by it in relation to its rating activities for each financial year.

6.0 Policy Statement

6.1 Principles applied in Making and Levying Rates and Charges

Council will try to achieve an equitable distribution of the cost of its operations between different groups of ratepayers. It will achieve this by balancing the conflicting principles of *User Pays,* where the cost of a service is borne by each user of the service in proportion to the benefit that particular user obtains from the service, and *Ability to Pay,* where the level of contribution to services provided for the benefit of the whole community is collected according to a measure of the funds likely to be available to each payer.

Each ratepayer should contribute at, at least, a basic level to the cost of operations of the Council.

The Council will also have regard to the measures required to stimulate the local and national economy and, particularly where the Council is in competition with private sector providers of goods and services, will price according to generally accepted market principles. These principles ensure the Council does not put private sector providers at a disadvantage because its businesses are publicly owned.

The Council will ensure that the rates and charges made are sufficient to cover the cost of its operations and that it is able to continue to provide services to the community at a level consistent with the growth and development of the area.

Council is endeavoring to meet the significant new demands being placed on it, although with no probable increases in grants from the Grants Commission and with loss of water and sewerage subsidies along with the requirement to develop infrastructure, it will not be possible to satisfy all the needs.

6.2 Application of the Principles

6.2.1 General Rates

General rates are set each year to assist Council raise sufficient revenue to provide services to the community (exclusive of water, sewerage and cleansing utilities). Council has opted for a system of differential General Rating to meet its needs.

6.2.2 Differential General Rates

Council considers that the valuation relativities between Residential, Rural, Commercial and Industrial lands within the Local Government area do not accurately reflect the intensity of the use of land nor the impact that the various categories of properties have upon the operational outputs and services provided by the Council.

In particular:

- Certain categories of land have varying degrees of potential to produce income;
- Land used for residential purposes deserves special consideration in regards to rating;

- Council will further enhance the equitable distribution of the rates burden by expanding the use of differential rating categories. This will be achieved, with the use of banding within the residential rating category;

- Certain groups of strata title developments have a relatively low proportional allocation of unimproved land value per property, which would provide a disproportionately low contribution in comparison to the benefits obtained, and impact on Council's cost base if they were to be retained in a general residential category;

- Certain residential properties that display different attributes to standard residential properties, including those with multiple residential occupancies, those with limited home based non-residential uses, properties with a development approval for residential purposes and properties subject to Section 25 of the Valuation of Land Act will be categorized separately for rating purposes;

- Activities associated with Drive-in Shopping Centres, Sugar Mills and Sugar Refineries, Major Port Industries and other significant Commercial or Industrial activities result in an even more intensive use of lands and higher impact upon the operational outputs and services provided by Council than other properties within commercial or industrial categories in relation to the valuations assessed for the properties;

- In its budget deliberations, Council may identify additional categories of properties that merit a Differential General Rate based on identified criteria. These categories may then be included in Council's Revenue Statement without necessarily being directly mentioned in this Revenue Policy.

Council will therefore adopt a categorisation of land for differential rating and differential rates reflecting these impacts which will enable Council to make strategic decisions as to the appropriate level of revenue required from each category.

6.2.3 Minimum Differential General Rates

In order to ensure that lower valued properties contribute equitably towards the general operating costs of Council a minimum differential general rate will be determined for each differential category.

The minimum Differential General Rates will not apply to land to which Section 25 of the *Valuation of Land Act 1994* applies, nor to Permits to Occupy issued as Oyster Leases having an unimproved valuation of less than $1,000.

6.2.4 Water Utility Charges on Properties within Designated Water Areas

Water Utility Charges levied by Council will be collected to recover the costs of operating and maintaining the water supply system and will consist of:

(a) An annual access charge for all properties within the reticulation system area; and

(b) A charge for water consumed.

6.2.4.1 Access Charge

The access charge will be set to recover the components of the costs of the water supply system as appropriate to the circumstances, and the legislation governing the supply of water by Local Government.

Access charges will not apply to lots fully below the high water mark unless water is reticulated directly to the lot.

6.2.4.2 Consumption Basis

Tariff levels will be adopted to achieve equitable distribution of costs and to provide water management incentives.

A multiple tariff consumption charge is seen as the most equitable method of allocating water costs and will assist with demand management at all consumption levels.

6.2.5 Sewerage Utility Charges

Sewerage utility charges will be levied on each property, both vacant and occupied, that Council has, or is able to, provide with sewerage services. Partial charges will also be levied in those areas where a scheme to construct the service infrastructure has commenced, but is not yet available to the sewerage service. Full charges will be levied when the scheme is available or a connection is made on a pro-rata basis with monthly rests.

In the case of vacant land, or those properties where Council is prepared to connect the property to the service but is prevented from doing so by some action of the owner or occupiers, the full charge will apply from the end of the month in which Council was prepared to supply the sewerage service.

Sewerage utility charges will not apply to lots fully below the high water mark unless a connection is maintained directly to the lot.

The sewerage utility charge, in conjunction with the Trade Waste Charges will be set to recover the costs associated with the provision of sewerage and waste water services provided by Council in the financial year.

The charge will be based primarily upon the number of pedestals and urinal cisterns or length of urinals installed at a property.

6.2.5.1 Trade Waste Charges

For the discharge of wastes from industries, business, trade and/or manufacturing premises discharging wastes into the sewer, the combined quantity and/or strength of which exceeds the normal design limits covered by the annual sewerage charge, a trade waste charge shall be made to reflect the additional impact on the system.

6.2.5 Refuse Utility Charges (Cleansing)

Refuse utility charges apply to properties where a refuse collection service is provided or available. The utility charges meet collection costs,

management of the collection and a contribution to the waste management facilities to meet the costs associated with the processing of refuse sourced through the collection services.

6.2.7 Special Rate (City Centre Management)

Council intends to spend money on the promotion, revitalisation and enhancement of the City Centre area and will collect core funding of this through a Special Rate.

The Special Rate will be levied on properties within the City Centre Precinct, as identified by Council, which benefit from the expenditure.

The Special Rate will be levied in accordance with the Plan adopted by the Council

6.2.8 Special Charge (Rural Fire Services)

Council will implement Special Charges on behalf of Rural Fire Brigades to assist with their operational and capital requirements.

The Special Charges will be made in accordance with the Plans adopted by the Council and will apply to all rateable properties in rural fire brigade areas where a request for such a levy to be made has been received prior to 30 April in any year from a Rural Fire Service Brigade or group of Rural Fire Brigades recognised by the State Government. The implementation of a levy will be at the discretion of each duly constituted Rural Fire Brigade or group of Rural Fire Brigades.

Council will act as a collection house only and the funds raised will be forwarded to each Brigade.

The levy will be set equivalent to the Fire Service Levy applicable to a vacant allotment within the Mackay Urban Fire District or at such other amount as agreed between the individual Brigade and Council.

Application of the levy will be based on the conditions for the urban Fire Services levy with a collection fee equivalent to half that payable by Queensland Fire Services to be deducted from collections.

6.2.9 Separate Charge (Natural Environment)

This levy will be applied to all rateable assessments with the aim to address the following broad objectives:

- Protect, manage and enhance ecologically significant areas on public and private land and encourage best practice in native vegetation and waterway management
- Monitor health of native vegetation, water quality and healthy ecosystems
- Provide range of types and styles of projects (including pilot projects)
- Ensure an integrated catchment management focus to ensure multiple benefits (ie for biodiversity, land degradation, water quality, community wellbeing, economic and commercial gains)

6.2.10 Separate Charge (Waste Facilities Management)

This levy will be applied to all rateable assessments. It recognises that:

- Refuse management facilities and operation meet a public need in matters of public health and visual amenity of the council area.
- Provision of these services benefits all ratepayers.
- There are significant fixed costs associated with waste management and it is equitable to apply a flat charge on all properties.

6.2.11 Separate Charge (Roads Improvement)

This levy will be applied to all rateable assessments to assist in addressing the following broad objectives:

- Upgrade the existing urban street network to incorporate kerb to kerb treatments and to improve drainage where practicable.
- Provide traffic calming initiatives within identified roads and streets.
- Contribute to the safety of pedestrian and bicycle traffic by improving walkways and cycle-ways within and around road reserves.
- Contribute to the implementation of a roads treatment program to extend the life of the road network.

6.2.12 Separate Charge (Disaster Management)

This levy will be applied to all rateable assessments to ensure that Council has the capability to meet its obligations in times of natural disaster faced by the regional council area.

Examples of areas in which the levy may provide funding are:

- Improvements to SES facilities.
- Operating costs for SES and Emergency Service Management Team.
- Purchase of capital equipment essential to maintaining a disaster co-ordination centre in the administration building.
- Covering the trigger point costs for actual emergencies not otherwise funded by other government support.
- Development and implementation of an Emergency Risk Plan for the area.

6.2.13 Additional Special and Separate Rates and Charges

Council may consider the implementation of additional special or separate rates and charges where appropriate, to recover the costs associated with a particular service, project or facility that provides direct or additional benefit to a specific group of ratepayers.

6.2.14 Issue of Rates Levy

Rates and charges will generally be levied half yearly by a notice which will generally be issued in August and February each financial year.

6.2.15 Time for Payment

All rates and charges referred to in this policy shall be levied and payable within thirty clear days after notice has been issued, except where otherwise determined by Council and except for pensioners who have applied and conform with the state government guidelines for pensioner remission. The due date for payment for approved pensioners will be a date to be determined, with regard to operations, within two weeks before the last working day of the rating period in which the levy is raised.

6.2.16 Regulatory Fees and Other Fees

The Council makes regulatory fees and other fees and charges. Generally the Council will set these fees and charges at a level which reflects the underlying costs and charges including allocated overheads and administration costs.

For regulatory fees the expected revenue from fees and other sources for each regulatory scheme will not exceed the costs of the scheme.

For other fees and charges, where they relate to an operation which has private sector competitors, the fees will reflect the full cost including costs which a private sector competitor would face but which the council, because it is a public sector entity, does not incur.

The council may impose community service obligations on its business activities and exclude the cost of those obligations in fixing prices for the activity. Council has adopted Policy Number 006 which provides the framework for identification of Community Service Obligations enforced on its identified Business Units.

6.3 Principles applied in granting rebates and concessions

Generally, all ratepayers should meet their obligations to the Council.

Pensioners, as a group, may need assistance in meeting their obligations due to reduced real incomes.

In circumstances where a ratepayer incurs responsibility for a rating debt that is beyond their financial capacity to pay immediately Council may consider avenues to assist with the payment of the liability.

Certain activities benefit the community and the cost of meeting their obligations may impact on the provision of these activities. Council should assist in such circumstances.

6.4 Application of the Principles

6.4.1 Pensioner Rates Concession

Council will grant a remission Under LGA Section 1035A on general rates to pensioners who qualify for a rebate under the State Government Pensioner Subsidy Scheme.

Eligible pensioners are also allowed a further concession by extending the terms and conditions of Item 7.01 – Discount on Rates, to include unpaid rates and

charges where those rates and charges are paid in full by a date to be set as per clause 3.15 hereof.

Eligible pensioners are those ratepayers who have applied and conformed with the State Government Guidelines for pensioner remission.

6.4.2 Rates Remission for Non-Profit Community Organisations

Council will provide a remission of identified Council Rates and Charges to ratepayers in accordance with a Policy Number 014 "Remission for Non-Profit Community Organisations Policy".

6.4.3 Rates Remission – Conservation Strategy

Council provides relief to ratepayers in accordance with the Policy Number 015 "Conservation Strategy – Rates Relief" to those owners who enter into an agreement with the Environmental Protection Agency to preserve areas within their holdings which are accepted by that Agency as areas of conservation significance.

The rebate will be based upon the percentage of the land holding to be preserved and will be subject to maximum rebate amounts.

6.4.4 Rates Relief Policy

Council may provide relief to individual ratepayers on limited incomes including Pensioners who are experiencing difficulties in the payment of their rates liabilities.

The level of relief to apply may be:

- For aged Pensioners, deferral of a portion of their General Rate levy for a period or for the life of the ratepayer.
- In other cases assistance may be provided by way of waiving of interest payments while regular repayments are being made to clear the debt.

Policy Number 016 has been adopted by Council setting out the circumstances in which the provision of relief will apply and the procedure required to approve the level of relief.

6.4.5 Undetected Water Leak Relief

Council may provide relief to individual ratepayers where due to an unapparent plumbing failure, a metered water account is issued which is grossly in excess of the average accounts issued for the property previously.

In the absence of a Local Law or Local Law Policy dealing with this matter, a policy will be adopted by Council setting out the circumstances in which the provision of relief will apply and the procedure required to approve the level of relief.

6.5 Principles applying to the collection of rates and charges

Generally, all ratepayers should meet their obligations to the Council on or before the due date. Those ratepayers who do meet their obligations to the Council on or before the due date should be rewarded.

Council will be transparent by making clear the obligations of ratepayers and the processes used by Council in assisting them meet their financial obligations.

6.6 Application of the Principles

6.6.1 Discount on Rates

Ratepayers

Discount at the rate of ten (10) percent will be allowed on Council rates and charges identified in the Revenue Statement, provided the full amount outstanding, including any overdue rates and interest to the date of payment, less any discount entitlement is paid on or before the due date. Certain Rates and Charges as identified in the Revenue Statement will be excluded from the application of Discount.

Allowance of discount on payments received after the discount date is covered in Policy Number 017 – Discount on Rates after Discount Date

6.6.2 Interest on Arrears

All rates and charges remaining outstanding at the end of the half year in which they fall due will be deemed to be overdue rates and will thereafter bear interest at the rate of eleven (11%) per annum compound, calculated on the balance of overdue rates and charges at the end of each month.

Interest will similarly apply to all overdue rates where a concession has been granted pursuant to any other Council policy or provision of the *Local Government Act*, including concessions under Section 4 and 5 of this policy except where otherwise provided within this Policy.

Where Council enters into a deferral of liability to pay Rates and Charges by way of a payment schedule or any other arrangement, the arrangement will include a premium equal to the amount of interest which would have been charged if the arrangement had not been entered into and the payments had been made on the dates proposed in the agreement.

The premium will be charged in the same manner as interest.

6.6.3 Collection of Outstanding Rates and Charges

Council requires payment of rates and charges within the specified period and it is Council's policy to pursue the collection of outstanding rates and charges diligently but with due concern for the financial hardship faced by some members of the community.

To this end Council has established administrative processes which allow for compositions with ratepayers to defer payment of rates for short periods or for payment schedules to pay rates within an agreed timeframe.

These payment schedules are to provide that a premium equivalent to interest will accrue during the term of the schedule and that any default in the terms will result in the debt being overdue and payable immediately.

The processes will allow for the selection of options including reminder notices, final notices, use of Collection Agents (where appropriate), legal action and sale of land for the recovery of debt as the circumstances require.

6.7 Payments in Advance

Council accepts payments in advance by lump sum or by installments. Interest is not payable on any credit balances held.

7.0 Review of Policy

This policy will be reviewed when any of the following occur:

1. The related documents are amended or replaced.
2. Other circumstances as determined from time to time by a resolution of Council

Notwithstanding the above, this policy is to be reviewed at intervals of no more than one year.

8.5 NATIVE TITLE - BARADA BARNA MOU

File No **QUD 380/2008**
Author **Manager Property Services**

Purpose

To approve the signing of the proposed Memorandum of Understanding (MOU) containing protocols which will apply to native title claim negotiations between Council and the Barada Barna People. This MOU is in similar terms to others signed by other Queensland Councils also engaged in native title negotiations.

Background/Discussion

The first local government and Barada Barna People mediation meeting was held in Nebo on Monday 07 June 2010 to commence negotiations pertaining to Native Title Determination Application QUD380/2008 (Barada Barna People). The meeting focused on ISSAC specific issues with notification and acceptance by the Barada Barna People that Mackay Regional Council and Central Highlands Regional Council would not be represented at the meeting.
The Traditional Owners will have a range of legal, social, economic and cultural aspirations which might be achieved, at least in part, with the co-operation and assistance of the Councils. Such issues will be raised during negotiations with examples being 'Welcome to X country signs, information on tourist boards and establishment of a Consultative Committee.

The Barada Barna People have already instructed their lawyer (Jeff Dillon) that they will sign the MOU which has been based on a Local Government template accepted by all applicant legal representatives.

Given the limited extent to which Mackay Regional Council is affected by this claim (see below table), it will only be expected that Council participate in these negotiations on a "needs to" basis. The Isaac local government area is the most affected by the Barada Barna claim and consequently that Council will be more involved as most issues raised are likely to pertain only to that LGA.

Local Government	Claim Area over LGA	Percentage % of LGA covered by claim
Central Highlands Regional	101.35	0.17%
Isaac Regional	16115.12	27.38%
Mackay Regional	223.57	2.93%

Report prepared by Gilkerson Legal on Council's participation in Native Title Negotiation with the Barada Barna People is attached for reference.

Consultation and Communication

Direction on this matter has been provided by Deanna Cartledge, Senior Associate Gilkerson Legal with internal communication between Director Community Services, Executive Manager Administration Services, Manager Community Development and Library Services and Council's Indigenous Community Development Officer.

Resource Implications/Risk Management

Resource commitment to allocate Councillor and staff time to attend meetings and deal with matters as they arise until the final resolution of the Barada Barna Claim. Agreement to signage as mentioned previously may incur cost.

Preparation of the MOU, ILUA and assistance of the National Native Title Tribunal is at no cost to Council and will be funded through financial assistance provided by the Attorney-General's Department.

Conclusion

That Council approve the listed recommendations to achieve generally consistent native title outcomes in the Region.

Officer Recommendation

THAT the following recommendations be adopted to assist in progressing the native title claims process:-

1. Council approves the non-legally binding Memorandum of Understanding attached to this report for the purposes of any native title claim mediations that the Council enters into.

2. The Mayor is authorised (or the CEO is delegated authority) to sign the Memorandum of Understanding on Council's behalf as it relates to the mediation of the Barada Barna native title claim.

3. The Mayor, CEO, Director Community Services and Manager Property Services be endorsed as Council's representatives on the local government negotiating team to be formed under the Memorandum of Understanding.

Council Resolution

THAT the Officer's Recommendation be adopted.

Moved Cr May **Seconded Cr Casey**

CARRIED

9. CONSIDERATION OF COMMITTEE REPORTS:

9.1 DRAFT MINUTES - MACKAY MATSUURA SISTER CITY ADVISORY COMMITTEE

Author Manager Community Development

Purpose

Attached is a copy of the Mackay Matsuura Sister City Advisory Committee minutes of 17 May 2010 for information purposes.

Officer Recommendation

THAT the minutes be received.

Council Resolution

THAT the Officer's Recommendation be adopted.

Moved Cr Perkins **Seconded Cr Steindl**

CARRIED

9.2 DRAFT MINUTES CITY FOCUS ADVISORY COMMITTEE

Author Manager Economic Development

Purpose

Attached is a copy of the draft City Focus Advisory Committee Minutes from the meeting held 6 May 2010, for information purposes and consideration of recommendations.

Advisory Committee Recommendations

THAT Council consider:

Commencing a free Sunday charter shuttle bus service from Canelands to the City Centre, which is suitably promoted to tourists and residents alike.

Council staff not enforce regulated parking on Saturday.

AND THAT Council notes the City Focus Advisory Committee support of Council's position on the DTMR Bruce Highway Mackay Urban Congestion Study.

Officer Recommendation

THAT Council notes that in line with the City Focus recommendation, a trial of a free Sunday charter shuttle bus service from Canelands to the City Centre is underway.

AND THAT Council notes the City Focus Advisory Committee support of Council's position on the DTMR Bruce Highway Mackay Urban Congestion Study.

Council Resolution

THAT the Officer's Recommendation be adopted.

Moved Cr Perkins **Seconded Cr Comerford**

CARRIED

10. RECEIPT OF PETITIONS:

10.1 RECEIPT OF A PETITION

Author Chief Executive Officer

Purpose

A petition was received by Council on the 7th June 2010.

Background/Discussion

In terms of Council's Standing Orders (Model Local Law No 2 (Meetings) 2008) Council has three options with regard to Petitions that are tabled and these are;

- the petition be received and consideration stand as an order of the day for the meeting; or for a future meeting; or
- the petition be received and referred to a committee or officer for consideration and a report to the local government; or
- the petition not be received.

The issue this petition relates to is the condition of Midge Point Road with a request for the following works to be carried out:

- Bitumen the narrow sections of the road to the same width as the rest of the road
- Mark the section that hasn't been marketed with white lines
- Let the grass grow to the edges of the road - No more grading
- Fix up the rest of the road - if possible, re-surface it, or at least deal with all the pot holes
- Fix up the section of Conder Parade from the Midge Point end to Laguna Quays. It has pot-holes and rough edges.

The petition meets the requirements as per the Standing Orders, in that it is legible and has more than 10 signatures.

Consultation and Communication

That the petitioners, through their representative, be informed in writing of Councils decision.

Resource Implications/Risk Management

Nil

Conclusion

It is proposed that Council consider the action it wishes to take with regard to the Petition ie;

- the petition be received and consideration stand as an order of the day for the meeting or for a future meeting or
- the petition be received and referred to a committee or officer for consideration and a report to the local government
- the petition not be received.

Officer Recommendation

THAT Council receive the petition and forward to Officers for actioning where possible.

Council Resolution

THAT the Officer's Recommendation be adopted.

Moved Cr Casey **Seconded Cr Cameron**

CARRIED

11. TENDERS:

Nil.

12. CONSIDERATION OF NOTIFIED MOTIONS:

Nil.

13. LATE BUSINESS:

Nil.

14. PUBLIC PARTICIPATION:

Nil

15. CONFIDENTIAL REPORTS:

15.1 WILSON ROAD DRAINAGE EASEMENT RESUMPTION

Council Resolution

THAT the Council issue upon the owner of Lot 1 on RP741682 a Notice of Intention to Resume for an area for drainage purposes of approx 414m2 as identified on Cardinal Surveys SP 187878.

Moved Cr Casey **Seconded Cr Cameron**

CARRIED

15.2 MONTHLY DEVELOPMENT ASSESSMENT APPEAL REPORT

Council Resolution

THAT the report be received.

Moved Cr Comerford **Seconded Cr Thomsen**

CARRIED

15.3 MRC 2010-055 - WASTE MANAGEMENT ENGINEERING DESIGN SERVICES

Council Resolution

THAT the fixed price tender submitted by Aurecon of $260,240.00 (excluding GST) be accepted for the provision of MRC 2010-055 Waste Management Engineering Design Services.

Moved Cr Thomsen **Seconded Cr Perkins**

CARRIED

15.4 2010-2011 FEES AND CHARGES - MACKAY ENTERTAINMENT AND CONVENTION CENTRE (MECC)

Council Resolution

THAT in accordance with Section 36 and 1071A of the Local Government Act 1993 Council adopt the MECC Regulatory and Commercial Fees and Charges Schedule as attached in the Officer's Report and to take effect from 1 July 2010.

Moved Cr Perkins **Seconded Cr Hatfield**

CARRIED

16. MEETING CLOSURE

The meeting closed at 10:26am.

17. FOR INFORMATION ONLY

17.1 DEVELOPMENT APPLICATION INFORMATION - 30.05.10 TO 05.06.10

For Council Information Only - No Decision Required.

Development Applications Received

App no	Address	Applicant	Description	Officer
CON-2010-76	6 Argyle Court, BEACONSFIELD	John S Doyle	Carport Front Boundary Relaxation	Dean Appleton
CON-2010-77	66 Gingham Street, GLENELLA	Wade P Wise	Carport Side Boundary Relaxation and Exceeding 50% Site Coverage	Julie Brook
MCUC-2010-136	7-9 Discovery Lane, MOUNT PLEASANT	Griff Davies	Commercial Premises (24 Hour Gymnasium)	Kathryn Goodman
CON-2010-80	2 Roberts Avenue, NORTH MACKAY	Sreten T Minic	Concurrence Agency - Setback Relaxation and Carport Exceeding Maximum Width	Kathryn Goodman
CON-2010-84	75 West Street, SARINA	Buildsmart	Dwelling House Front Boundary and Side Boundary Relaxation	Tina Gutschlag
ROLC-2010-119	L 2 Shinfield Road, SARINA	Dawson Surveying	Reconfiguration of a Lot - Code - Boundary Realignment	Sonia Cannell
OW-2010-47	63 Carlyle Street, MACKAY	Blackwater Venture Pty Ltd	Operational Works - Stormwater & Water Infrastructure	Renan Solatan
OW-2008-34	17 Banksia Avenue, ANDERGROVE	David Phillipes	Operational Works - Multiple Dwelling Units (4 x 3 Bedroom Townhouses)	

App no	Address	Applicant	Description	Officer
CON-2010-81	45A Peel Street, MACKAY	AAA Building Consultants	Concurrence Agency - Siting Variation	Darryl Bibay
CON-2010-82	98 Williams Road, PINNACLE	Trevor J Lyons and Rosemary A Lyons	Concurrence Agency - Remove Dwelling	Bruce Lenahan
CON-2010-75	6-8 Eros Court, OORALEA	Gemini Homes (QLD) Pty Ltd	Dwelling House Front Boundary Variation Setback	Julie Brook
MCUC-2010-132	18-20 Tidemann Street, WALKERSTON	Brett R Wilson	Dwelling House	Josephine McCann
MCUC-2010-118	65 Olletts Road, HABANA	Heather Ryan	Residential Storage Shed exceeding 85 m2 on a Rural Res Lot.	Josephine McCann
OW-2010-49	L 701 Broadsound Road, OORALEA	Stockland Developments Pty Ltd	Operational Works - South West Mackay Main Drain and DB2A & DB2B - Drainage Works, Landscaping, Stormwater, Earthworks	Ray Gould
CON-2010-78	37 Corella Way, BLACKS BEACH	Bayview Builders & Concreters Pty Ltd	Residential Storage Shed - Side and Rear Boundary Setback Variation.	Josephine McCann

Development Application Received

App No	Location	Applicant	Description	Officer
Approved Subject to Conditions				-
OW-ASPA-2010/35	2 Mangrove Road MACKAY QLD 4740	Bovis Lend Lease Pty Limited	Civil Works - Canelands Redevelopment	Colin Kelleher
CON-ASPA-2010/64	14-16 Eros Court OORALEA QLD 4740	Gemini Homes (QLD) Pty Ltd	Concurrence Agency - Setback Relaxation	Darryl Bibay
MCUC-ASPA-2010/94	6 Ginger Street PAGET QLD 4740	DJ Titmarsh Constructions Pty Ltd	General Industry Building	Helle Jorgensen Smith
MCUC-ASPA-2010/118	65 Olletts Road HABANA QLD 4740	Heather Ryan	Residential Storage Shed exceeding 85 m2 on a Rural Res Lot.	Josephine McCann
MCUC-ASPA-2010/132	18-20 Tidemann Street WALKERSTON QLD 4751	Brett R Wilson	Dwelling House	Josephine McCann
CON-ASPA-2010/71	56 Jackson Street SARINA QLD 4737	Vision Patios Pty Ltd	Concurrence Agency - Side Setback Variation and Structures exceeding 9metres in length within 1.5metres of Side Boundary	Josephine McCann
MCUCD-IDAS-2007/572	34-38 Mulherin Drive MACKAY HARBOUR QLD 4740	Marina International Pty Ltd	Material Change of Use - Extension to Existing Hotel (additional 50 Hotel Units - 7 Storeys) and 4 Storey Carpark Building	Julie Brook
CAC-ASPA-2010/120	2 Gibson Street WEST MACKAY QLD 4740	Barwon R Gooch and Kathleen M Gooch	Combined Application - Code - Reconfiguration of a Lot (Boundary Realignment) and Material Change of Use for Dwelling within Flood Inundation and Residential Character Overlays	Julie Brook
CON-ASPA-2010/70	29 Sonoran Street RURAL VIEW QLD 4740	Integrity New Homes	Concurrence Agency - Dwelling House Setback Relaxation	Julie Brook
CON-ASPA-2010/75	6-8 Eros Court OORALEA QLD 4740	Gemini Homes (QLD) Pty Ltd	Dwelling House Front Boundary Variation Setback	Julie Brook
RECONF-IDAS-2005/275A	103-111 Whitehaven Drive BLACKS BEACH QLD 4740	Blacks Beach Cove Pty Ltd	Reconfiguration of a Lot (Development Permit) to create 356 Residential Lots - Stages 2 - 6	Shane Kleve

App No	Location	Applicant	Description	Officer
CA-IDAS-2008/42B	L 3 Eimeo Road RURAL VIEW QLD 4740	WS Group	Change to Development Approval - Material Change of Use - Preliminary Approval for Locality Concept Plan No. 8 AND Material Change of Use - Preliminary Approval for Site Development Plan (Residential Subdivision) AND Reconfiguration of a Lot - Creation of 314 Urban Residential Lots plus 2 Parkland Lots in compliance with the provisions of the Eulbertie Park Plan of Development as approved by Council (MCI-2000-30) issued 17 December, 2003	Shane Kleve
MCUC-ASPA-2010/108	2 Mooney Court MARIAN QLD 4753	Laura Hamilton	Material Change of Use - Code - Home Based Business	Sonia Cannell
ROLC-ASPA-2010/112	L 4 Grasstree Beach Road GRASSTREE BEACH QLD 4740	Humphreys Reynolds Perkins North Queensland	Reconfiguration of a Lot - Code - one into two lot subdivision	Tina Gutschlag
Refused				-
MCUCD-IDAS-2008/483B	30 Len Shield Street PAGET QLD 4740	SJ Taylor Constructions Pty Ltd	Extension of Metal Fabrication Workshop - Request to Change Development Approval	Darryl Bibay
Application Withdrawn				-
MCUCD-IDAS-2009/467	2-6 Caterpillar Drive PAGET QLD 4740	G & K Sharp Investments Pty Ltd	Material Change of Use - Car Repair Workshop	Darryl Bibay
Negotiated Decision Refused				-
MCUIMP-IDAS-2008/785	13-47 Rosewood Drive RURAL VIEW QLD 4740	Eulcom Pty Ltd	Combined application comprising a Preliminary approval for Locality Concept Plan no 10 for the Major Neighbourhood Centre AND a Development permit for Stage 3 and Stage 4 extension to Shopping Centre, Showroom-General, Hardware Store, Hotel, Child Care Centre, Educational Establishment, Special Purpose and Veterinary Hospital Land Uses	John Caldwell
Negotiated Decision				-
ROLC-ASPA-2010/38	241 Bedford Road ANDERGROVE QLD 4740	Graham D Bowling	Boundary Realignment	Sonia Cannell

Confirmed on Wednesday 23 June 2010.

.....

MAYOR

DEVELOPMENT SERVICES HIGHLIGHTS & SIGNIFICANT ISSUES REPORT - MONTH ENDED 31ST MAY 2010

Author **DIRECTOR DEVELOPMENT SERVICES**

Purpose

To review Development Services Department highlights and performance for the month ended 31 May 2010.

Background and Discussion

Key Performance Indicators for 31 May 2010 are as follows: -

1. DEVELOPMENT ASSESSMENT

a) Applications Received

Description	May 2010	Actual May 2010	Average KPI's since July 2008	Target
Development Applications Received	40	-	43	-
Material Change of Use - Code	21	-	25	-
Material Change of Use - Impact	6	-	6	-
Reconfiguration of a Lot - Less than 6	10	-	8	-
Reconfiguration of a Lot - More than 6	0	-	2	-
Combined Applications	3	-	2	-
Average Acknowledgement Notice Period	5 days	90% in 10 days	93% in 10 days	85% in 10 days
Average Information Request Period	9 days	83% in 10 days	80 % in 10 days	85% in 10 days
MCU and ROL requiring an information request	6	-	33%	No more than 40%
Number of Concurrence Applications Received	19	-	9	-
Notices of Appeal	0	-	2	-
Form 2 Requests *(Change of Approval, Change of Conditions & Extension of Currency Period)*	32	91% in 30 days	83% in 30 day	85% in 30 days

b) Applications Decided - Code

Description	May 2010	Actual May 2010	Average KPI's since July 2008	Target
Number of current MCU and ROL applications (at end of month)	58	-	123	-
Number of applications in Decision Making Period (at end of month)	46	-	65	-
Number of applications Decided	49	-	50	-

Average Number of days in Decision Making Period	28 days	96% in 40 days	88% in 40 days	85% in 40 days
Average number of days to Decide Application (lodgement to decision)	70 days	83% in 80 days	81% in 80 days	85% in 80 days

c) *Applications Decided - Impact*

Description	May 2010	Actual May 2010	Average KPI's since July 2008	Target
Number of current MCU and ROL applications (at end of month)	45	-	52	-
Number of applications in Decision Making Period (at end of month)	20	-	27	-
Number of applications Decided	7	-	8	-
Average Number of days in Decision Making Period	47 days	71 % in 40 days	54 % in 40 days	50% in 40 days
Average number of days to Decide Application (lodgement to decision)	239 days	71% in 230 days	77% in 230 days	85% in 230 days

d) *Negotiated Decisions*

Description	May 2010	Actual May 2010	Average KPI's since July 2008	Target
MCU and ROL with a negotiated decision request	0	0%	15%	No more than 20%
Negotiated Decision Making Period	days	% in 20 days	% in 20 days	85% in 20 days

e) *Concurrence Agency Responses*

Description	May 2010	Actual May 2010	Average KPI's since July 2008	Target
Concurrency Agency Response	21 applications responded	57% in 10 days	81% in 10 days	85% in 10 days

f) *Town Planning Certificates*

Type	May 2010	Actual May 2010	Average KPI's since July 2008	Target
Limited	20applications decided	65% in 5 days	93% in 5 days	85% in 5 days
Standard	11applications decided	18% in 10 days	49% in 10 days	85% in 10 days
Full	0 applications decided	in 10 days	100% in 10 days	85% in 30 days

g) *Duty Planner Enquiries*

Enquiries	Number
Booked appointments (Mackay, Mirani and Sarina)	31
Email and Fax	41

2. DEVELOPMENT ENGINEERING

Description	May 2010	Actual May 2010	Average KPI's since July 2008	Target
Operational Works				
Number of current applications	60	-	52	-
Applications received	113	-	102	-
Average acknowledgement notice period	6 days	100% in 10 days	100% in10 days	85% in 10 days
Average information request period	3 days	80% in 10 days	87% in 10 days	85% in 10 days
OW requiring an information request	5	42%	38%	No more then 50%
Applications finalised	87	-	102	-
Average days for Decision Making Period	17 days	100% in 40 days	100% in 40 days	85% in 40 days
Average days from Lodged to Decided	60 days	89% in 80 days	79% in 80 days	85% in 80 days
Survey Plans				
Applications received	14	-	16	-
Average days lodgement to signing	15 days	89% in 15 days	57 % in 15 days	85% in 15 days
Applications finalised	9	-	8	-
Number of lots sealed	80	-	88	-
Minor Works				
Applications received	68	-	72	-
Applications finalised	68	-	72	-
Average days from lodged to decided	4 days	100% in 10 days	74 % in 10 days	85% in 10 days

3. HEALTH & REGULATORY SERVICES

a) ***Compliance***

i) *Status of Compliance Activities:*

Description	May 2010	May 2009
Requests for action received for the month	52	38
Requests for action finalised for the month	36	49
Show Cause Notices issued	15	16
Enforcement Notices issued	6	2
Local Laws Notices Issued	0	0
Cases requiring on-going intervention	65	69

34 Cases currently at 'Legal Action Commenced' phase, of which 22 are intending to lodge MCU applications or engagement of Private Certifier and are pending that result.

ii) *Complaints received*

Category	May 2010
Illegal building works	14
Non-compliance of conditions	5
Unapproved earthworks	1
Pools & pool fencing	1
Home based business	4
Illegal land use	11
Plumbing miscellaneous	2
Stormwater	3
Onsite sewerage plants/septics	5
Advertising signs	1
Other	2

- Further complaints received regarding Worm Farm possible non-compliance of conditions.

iii) *Key Performance Indicators - Compliance*

Key Performance Indicator	Target	May 2010	Last Quarter
Complainant contacted and investigation commenced	≥ 85% within 5 days		
Investigation conducted and finalised	≥ 85% within 20 days		
Decision on action Upon receipt of investigation report	≥ 85% within 5 days		
Decision on final action if non-compliant in legal action	≥ 85% within 20 days		
Report that compliance achieved	≥ 85% within 60 days		

Percentage of Building Application audits to amount lodge in calendar month	≥ 10% applications	%	%

- Data available from extraction program requires further refinement. There are still slight issues with the task system requiring attention. General monitoring of requests indicate that KPI's being met.

iv) Governance Development

Description	May 2010	May 2009	Average per month since July 2008
Building applications lodged by certifiers	241	209	230
Value of Building Works	$36,737,381	$32,842,479	$39,396,102
Number of Detached dwellings	82	70	69
Number of Attached Dwellings	0	2	13
Building Application Audits (*Audits of building files by Building Surveyor & Plumbing Inspector*)	34	13	N/A
Final inspections (*Building inspections of aged Council files*)	8	2	N/A
Issuance of Certificate of Classifications (*Research/inspections of Council building files leading to issuance*)	27	0	N/A
Building Records Searches (*A database search of approved structures on properties*)	57	37	N/A

- Meeting KPI for building and plumbing audits. Issues continue to be identified so system is effective. Amount conducted to be reduced and time put into MCU Audits.
- Number of Certificate of Classification requests continues to predominantly relate to change in fire legislation. Only Council is responsible for finalisation of these files.
- Planned introduction of MCU Audits has commenced. This will be in phases so as establish business processes and manage workloads.

*b) **Local Laws***

i) Complaints

Category	May 2010	May 2009	Average per Month since July 2008
Abandoned Vehicles	64	32	29
Dogs Barking	29	32	43
Dogs Aggressive	82	31	44
Dogs Straying	181	151	119
Dogs Excessive numbers/Unregistered	12	9	7
Livestock/Poultry/Birds	97	50	34
Overgrown/Untidy allotments	114	72	66

ii) Parking

Description	May 2010	Average per Month since July 2008	% Unpaid Over 90 Days since July 2008
Number of Infringements	709	641	7%
Machine Faults Received	46	42	

iii) Dog Registrations

Registrations	Number
Total Registrations at beginning of month	13,699
New Registrations for this Month	46

c) Environmental Health

i) Complaints

Type	May 2010	May 2009	Average per Month since July 2008
Malodours	5	4	4
Mosquito	0	0	3
Noise	13	7	7
Nuisances	1	7	5
Smoke	2	3	4

ii) Inspections - Licensed Premises

Premises Type	Routine Work Inspection	Complaint Inspections
Caravan Parks	0	2
Food	41	5
Flammable Liquids	1	0

iii) Annual Registered Inspections - Licensed Premises

Premises	Premises Inspected May 2010	Premises Inspected May 2009	Total No. of Licensed Premises
Caravan Parks	2	10	22
Flammable Liquids	1	0	129
Food	46	47	549
Footpath Dining	0	0	15
Accommodation	0	5	67
Swimming Pools	0	5	73
Vendors	0	2	12
Skin Penetration	0	3	7

d) Environmental Protection

i) Environmentally Relevant Activity Registrations

Categories	Enquiries	Inspections	Complaints
Poultry Farming	0	1	0
Chemical Storage	0	4	0
Abrasive Blasting	1	1	0
Boiler Making or Engineering	5	4	0
Metal Forming	0	3	0
Metal Recovery	2	1	0
Motor Vehicle Workshop	8	26	0
Surface Coating	2	0	0
Wooden Product Manufacturing	0	9	0
Boat Maintenance/Repair	0	1	0

ii) Inspections - Registered Premises

Premises	Premises Inspected May 2010	Premises Inspected May 2009	Total No. of Licensed Premises
Poultry Farming	1	1	1
Chemical Storage	4	11	72
Plastic Product Manufacturing	0	2	4
Abrasive Blasting	1	2	23
Boiler Making or Engineering	4	6	110
Metal Forming	3	3	10

Metal Recovery	1	3	13
Motor Vehicle Workshop	26	69	215
Printing	0	4	5
Surface Coating	0	0	23
Concrete Batching	0	1	10
Wooden Product Manufacturing	9	12	28
Boat Maintenance/Repair	1	2	7

iii) Complaints - Environmental Harm or Nuisance

Categories	Inspections	Total Infringements / Notices
Odour	5	0
Noise	4	0
Water	5	0
Other	1	0

e) Vector Control

Sites Inspected	Sites Treated	Hectares Treated
124	51	780 Ha

f) Pest Management

i) Declared Weeds

Plants:	Enquiries	Inspection	Surveys
Parthenium Weed	3	2	0
Giant Rats Tail Grass	7	3	1
Sicklepod	13	8	6
Tobacco Weed	1	1	0
Singapore Daisy	3	2	0
Lantana	4	3	0
Salvinia	1	0	0
Other Plant	4	2	0

ii) Declared Animals

Animals	Enquiries	Traps	Shed Meetings
Dingo/Wild Dog	13	2	6
Feral Pig	9	1	1
Fox	2	0	0
Rabbit	2	0	0
Feral Cat	2	2	0

4. STRATEGIC PLANNING

a) Waterways & Open Space

PROJECT	PROGRESS	PLANNED ACTIVITIES
i) Stormwater Studies		
Kellys Road Catchment Stormwater Trunk Infrastructure Study	- Landowners have been contacted to establish a formal agreement for the acquisition.	- Continuing with acquisition process.
McCreadys Creek South Stormwater Trunk Infrastructure Study	- Draft results produced for existing conditions and met with the consultants to discuss/review modeling.	- Improve model by including additional survey cross sections to check the potential inundation levels at low flows - Contact landowners for survey access. - Commission survey.
Review of 2006 Mackay Stormwater Quality Management Plan	- Reports being reviewed to incorporate other stormwater management plans and guidelines.	- Update SQMP to include WSUD, SBSMps, WHMP, MUSIC guidelines and Engineering Design Guidelines.
Example Site Based Stormwater Management Plan	- Deemed to Comply Solutions for SMP and WSUD for flat sites internal review being completed	- Issue DTC and WSUD flat sites documents for external comments
ii) Flood Studies	–	
Goosepond Creek Flood Study	- Participate in Case Study of Vulnerability, Resilience, and Adaptive Capacity (National Climate Change Adaptation Facility).	- On going
Pioneer River Flood Study	- Model building resumed for existing conditions	- Progress on modelling and complete remaining bathymetry survey considering favorable high tide times
iii) Open Space		
Open Space Policy Review	- Developer/Industry workshop held 18 May - Benchmarking completed examining 11 other Local Authorities' POS	- Interpretation of information gathered from work up to date for Mackay - Preparation of draft Policy structure and intent
iv) Erosion and Sediment Control		
Review policies to incorporate Best Practice Erosion and Sediment Control .	- Ongoing.	- Updating Engineering Design Guidelines for ESC.

v) Catchment Management Plans		
Gooseponds Catchment Management Plan	- Under review.	– Distribute for internal comments.

b) Local Area Planning

PROJECT	PROGRESS	PLANNED ACTIVITIES
i) Planning Scheme Maintenance		
Mackay PS Amendments 1 of 2009 (rezonings/notations)	- Prepare for Public Consultation.	- Public Consultations ends on 23 July 2010.
Mackay / Mirani / Sarina: 3 x 1 of 2010 (housing affordability amendment package)	- Preparing documentation for 1st State Interest Check	- Report to Council to resolve to propose amendments.
ii) Local Planning Instruments		
Mirani and Marian LAP	- Enquiry by Design Report and Brochures completed	Public Consultation Phase: - Public Meeting on Tuesday, 1 June 2010 in Mirani - Duty Planner duty availability scheduled for 8, 15 & 22 June 2010.
Sarina LAP	- Enquiry by Design Report and Brochures being compiled.	Public Consultation Phase: - Duty Planner duty availability scheduled for 20 & 27 July and 3 & 10 August 2010 - 27 July 2010: Public Meeting in Sarina
Ooralea LAP	- Enquiry by Design held on 5,6 & 7 May 2010	- Compile Enquiry by Design maps and draft report.
City Centre LAP	- Project Initiation - Advertised for Tenders	- Appoint Consultant.
Richmond LAP	- Briefing from Consultants to Council on 13/05/2010	- Ongoing.
iii) SPA Planning Scheme		
New Planning Scheme	– Working draft (Version0.1) of the Planning Scheme established.	– No Progress.
iv) Heritage Planning		
Heritage Information Kit	– Finalising new Heritage Brochure for release.	– Being printed – Brochure to be released in 2010.
Heritage Advisory Committee	– Meeting held on 14 May 2010	– Next HAC meeting scheduled for 20 August 2010.

c) Regional & Strategic Planning

PROJECT	PROGRESS	PLANNED ACTIVITIES
i) WHAM Regional Plan		
Statutory Regional Plan	- Met DIP to identify co-operative action in development of regional plan	June 2010: - Compile Desired Regional Outcomes based on Foundation Principles and 8 suggested themes (as received from DIP) - Engage with DIP on discussion papers on 8 themes - Next RPC meeting tentatively scheduled for 29 June 2010
Regional Industry Study	- Held inception meeting with DIP and consultants on 26 May.	- Information to be provided.
Broadhectare Study 2010	- Provide decision rules in planning schemes as related to residential uses (as prepared by PIFU) on 21 May 2010	June 2010: - Respond to updated results (from PIFU)
ii) Mackay Strategic Plan		
Mackay 200K + Strategic Plan	– Updated 'Settlement Pattern: Foundation Principle' Map: Proposed Urban Edge and Future Growth Investigation Areas.	– Use strategic elements of existing planning schemes in drafting strategic framework (see relation to WHAM statutory plan).
Residential Densities Strategy	– Updated document received: Strategy, Design Guidelines, and Site Evaluation Report – Internal stakeholder and Councillor workshops held on the 12/05/2010.	– Prepare 'brief' for Executive Summary.
iii) Climate Change and Adaptation Strategy		
Potential Climate Change and Adaptation Strategy	– Expressions of Interest (EOI) closed. Received 19 submissions. – Panel finalised potential Shortlist against set criteria on 28 May 2010.	**June 2010:** – Send reply to individual submitters of EOI's by 16 June 2010. – Consult with DIP regarding compliance with new SPA Planning Scheme requirements regarding Climate Change.

d. PIPs

PROJECT	PROGRESS	PLANNED ACTIVITIES
i) Indexation		
Indexation of Contribution Rates	– Publication of the next round of developer contribution charges rates (charging path capping).	– Preparing ICR for next quarter.
ii) PIPs		
Mackay City Planning Scheme Area PIP	– Full PIP submission in July 2010. – Plans for Trunk Infrastructure are now complete. – Part 1, Sections 1-4 has been submitted to DIP. – Adopt MRC PIP in mid 2011.	– Full PIP is still on track from July 2010. – Complete charges schedules. – Continue refining PIP submission to meet target date for implementation of June 2011.
Sarina Planning Scheme Area PIP	– Section 1, Parts 1 - 4 due for completion in Aug 2010. – Full PIP completed end 2010.	– Finalise Priority Infrastructure Area in June. – Develop employment and population projections. – Ongoing development of Section 1, Parts 1 – 4.
Mirani Planning Scheme Area PIP	– 8A submission due for completion Aug 2010. – Full PIP completed end 2010.	– Finalise Priority Infrastructure Area in May. – Develop employment and population projections. – Ongoing development of Section 1, Parts 1 – 4.
iii) Transport Planning		
Mackay Area Transport Study (MATS) – Traffic Model	– Regular meetings with DTMR have been held in November, January & April.	– Project ongoing. Awaiting copy of Model Inputs prior to engagement of external Advisor.
Cost Impact Assessment Guidelines (CIA)	– Draft completed March 2010.	– Awaiting approval before distribution to Internal Stakeholders for comment on final draft.
Transport Impact Assessment Guidelines (TIA)	– Ongoing.	– Distribute to Internal Stakeholders for comment on final draft.
Road Hierarchy	– Adjustments to include Marian & Mirani.	– Ongoing.
CBD Car Parking Study	– Information received by Consultant.	– Ongoing.
Urban Congestion Study – Provide Advice.	– DTMR Information Sheet awaiting release.	– Final Draft.

Ooralea/Peak Downs Road Corridor	– Preparation of Intersection analysis for Technical Services	– To be completed by June 2010.

5. CRITICAL ACTIVITIES FOR THE NEXT MONTH

- Finalisation of the Priority Infrastructure Plans (PIP's).

6. WORKING GROUPS

- Development Industry Forum

  The group met on 24 May 2010, and the group was given presentation on the Housing Study Tour and a presentation given to the Board of National Australia Bank regarding financing of developments within the Mackay Region.

  Next meeting to be held on 21 June 2010.

- Smart Housing Working Group

  Next meeting to be held on 17 June 2010.

- Affordable Housing Working Group

  Next meeting to be held on 10 June 2010.

- Sustainable Futures Committee - Planning Issues Working Group

  Next meeting to be held on 25 June 2010.

Consultation

There has been consultation with Development Services Program Managers.

Resource Implications

Nil.

Conclusion

All Programs are performing in accordance with agreed outcomes.

Officer's Recommendation

THAT the reports be received.

Executive Summary: Water and Waste Services Performance Management Report May 2010

The operational budget for 09/10 continues to track well. Significant time has been spent over the last month in finalising details for the 10/11 budget submission.

A new Mackay Infrastructure Alliance Program Manager has been appointed and commences on 21 June 2010. The appointment is part of an ongoing review into ensuring that the MIA can continue to deliver the expected outcomes moving forward as per Councils expectations.

This month has highlighted a number of maintenance issues resulting from damage to assets by external parties or poorly constructed assets that require maintenance well before expected based on their asset life. The number of incidents within the month is of some concern.

Supply of recycled water commenced to the Pioneer Golf Course from the Mirani WWTP on 14 May 2010. This is a good outcome and ensures that the recycled water is beneficially used.

A CTM Water Alliance Executive Committee meeting was held on 21 May 2010. At this meeting the draft management plan was adopted which identifies the key targets for the CTM Water Alliance to achieve over the ensuing 12 month period.

The Waste area continues to progress its program of capital for next year with tenders closing for Engineering Design Services and Resource Recovery Services. Landfill Gas and Greenwaste tender documents have been progressed and should be available to advertise in mid June 2010.

Director Water and Waste Services

Performance Management Report
May 2010

Table of Contents

1 BUSINESS SERVICES 3
1.1 Finance 3
1.2 Customer Service 5
1.3 Human Resource Management 8
1.4 Statutory Reporting 9
1.5 Communication 9
1.6 Governance 10
1.7 Scientific and Analytical Services (SAS) 10
2 PLANNING AND SUSTAINABILITY 13
1. Strategic Asset Management 13
2. Strategic Infrastructure Planning 15
3 INFRASTRUCTURE DELIVERY 16
4 OPERATIONS 19
4.1 Water Treatment System Performance 19
4.2 Water Quality 22
4.3 Wastewater Treatment System Performance 24
4.4 Network Reticulation Systems 29
4.6 Plumbing 35
5 WASTE SERVICES 36
5.1 Management 38

1 BUSINESS SERVICES

1.1 Finance

The financial performance figures for Water and Waste Services Business Units will be included in the Executive Monthly Financial Report, produced by the Corporate Services department.

Financial Performance of Individual Business Unit Areas - May

Performance Area	09/10 Budget			Actuals	Actuals + Commit.	Comment
	Original	Revised	YTD			
Water						
Revenue	-28,207,725	-28,207,725	-25,857,081	-30,526,018		
Expenditure	25,249,319	25,243,319	23,139,709	20,829,035		
Internal Transfers	2,943,677	5,562,397	5,098,864	6,176,271		
Profit/Loss	-20,729	2,597,991	2,381,492	-3,520,711		
Wastewater						
Revenue	-29,128,524	-29,128,524	-26,701,147	-28,836,537		
Expenditure	27,055,393	27,055,393	24,800,777	20,605,957		
Internal Transfers	2,087,861	2,265,987	2,077,155	3,696,323		
Profit/Loss	14,730	192,856	176,784	-4,534,257		
Waste						
Revenue	-18,325,090	-18,325,090	-16,797,999	-18,162,583		
Expenditure	17,261,452	17,224,651	15,789,263	13,825,208		
Internal Transfers	1,063,639	1,311,836	1,202,516	1,018,938		
Profit/Loss	1	211,398	193,782	-3,318,438		
Sewerage Recoverable Works	-41,695	-41,695	-38,220	59,603	59,603	
Water Recoverable Works	-139,306	-139,306	-127,698	-308,982	-308,982	
CCTV Recoverable Works	9,468	9,468	8,679	-18,996	-18,996	
Bulk Water Sales	-413,400	-413,400	-378,950	-366,239	-363,511	
Plumbing Inspections	-194,357	-194,357	-178,160	-444,227	-442,177	
Trade Waste	-1,033,808	-1,033,808	-947,658	-758,849	-754,935	
Lab Services	641,405	641,405	587,954	572,446	626,122	
Sewer Modelling	-18,746	-18,746	-17,184	298	298	
Water Modelling	-10,000	-10,000	-9,167	1,642	1,642	

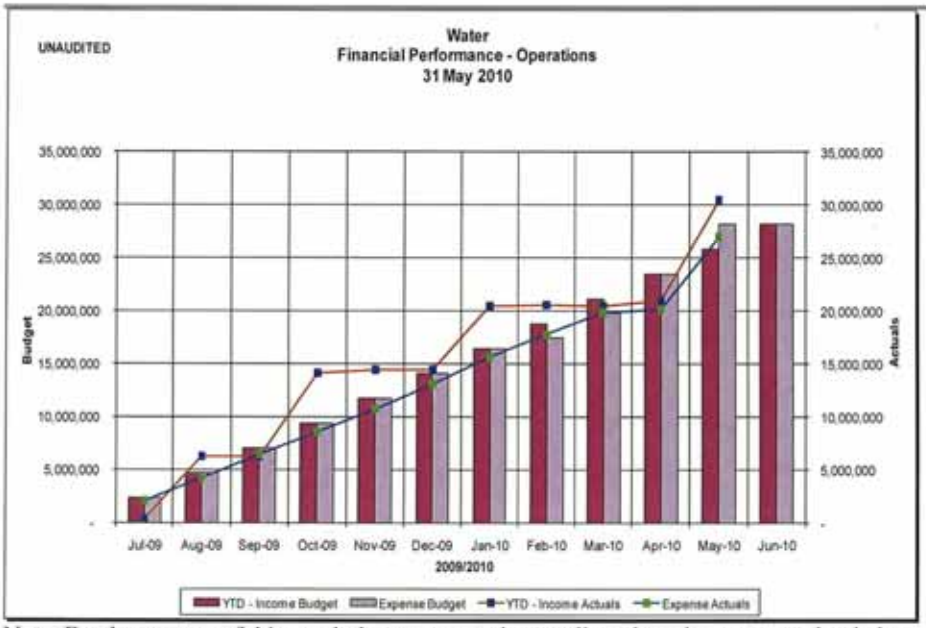

Note: For the purpose of this graph the revenue and expenditure have been assumed as being pro rated across the 12 month period.

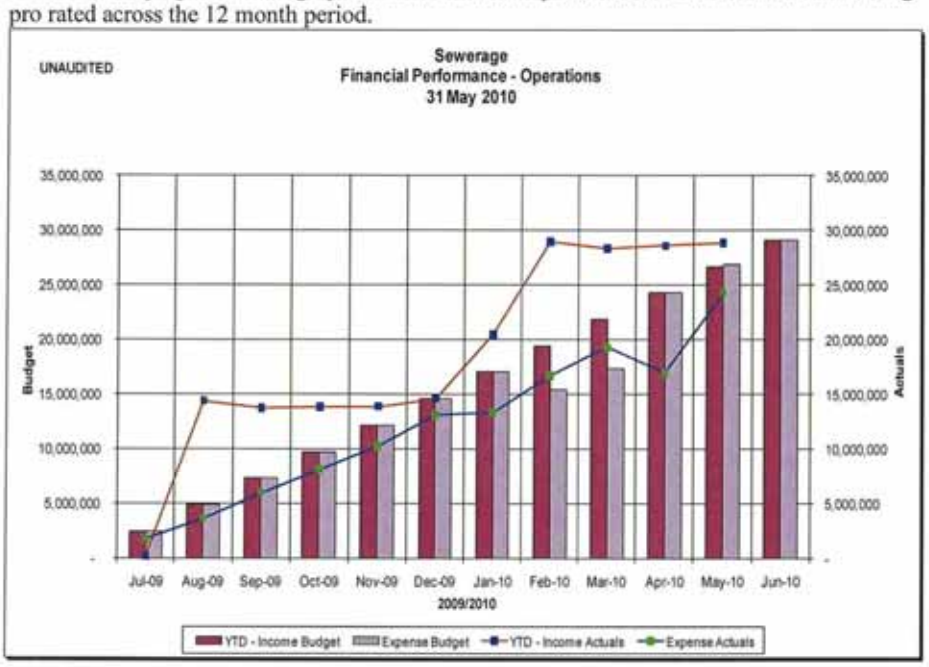

Note: For the purpose of this graph the revenue and expenditure have been assumed as being pro rated across the 12 month period.

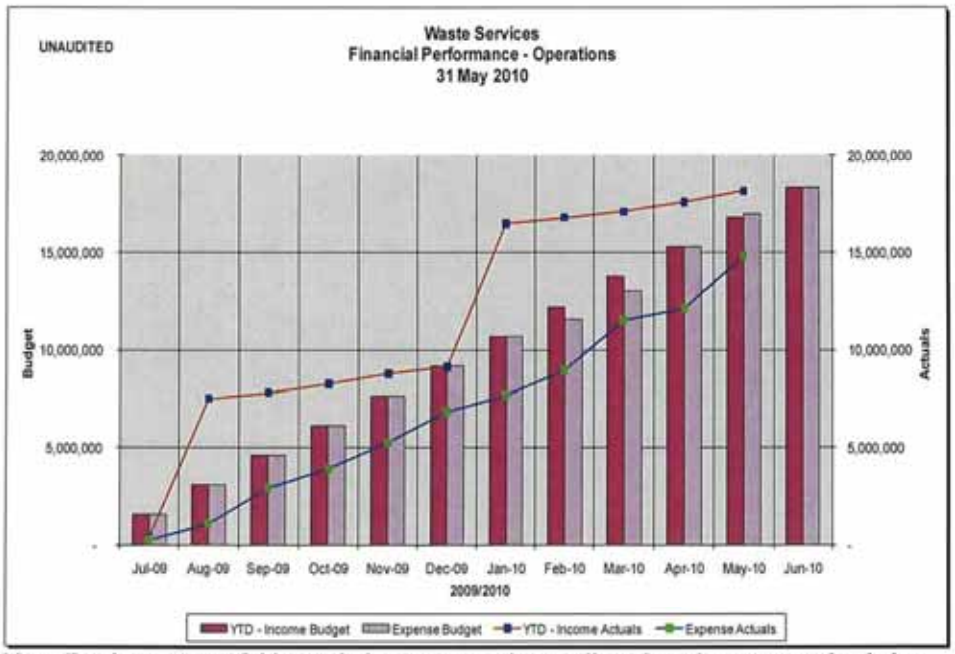

Note: For the purpose of this graph the revenue and expenditure have been assumed as being pro rated across the 12 month period.

1.2 ***Customer Service***

Customer service activities during the month:

- 4 water exemption applications were processed
- There were no water rebate applications received in May
- Customer Services received 2 water restriction enquiries and 2 trade waste enquiries in May 2010
- A meeting was held with the Operations Manager to clarify customer service requirements from the Business Services administration team

Water Meter Applications

A summary of the water meter applications that have been processed are detailed in the table below:

Water Meter Applications for period ended 31st May 2010

	Applications Lodged				Applications Finalised				Applications Outstanding			
	20 mm	25 mm	>25 mm	Total	20 mm	25 mm	>25 mm	Total	20 mm	25 mm	>25 mm	YTD
2008/09				0				0	12	0	5	17
Jul-09	73	0	7	80	56	0	0	56	29	0	12	41
Aug-09	85	0	10	95	34	0	0	34	80	0	22	102
Sep-09	82	0	12	94	121	0	17	138	41	0	17	58
Oct-09	85	0	13	98	45	0	4	49	81	0	26	107
Nov-09	89	0	10	99	122	0	20	142	48	0	16	64
Dec-09	64	0	8	72	49	0	4	53	63	0	20	83
Jan-10	54	0	5	59	30	0	5	35	87	0	20	107
Feb-10	76	0	4	80	112	0	10	122	51	0	14	65
Mar-10	55	0	11	66	33	0	4	37	73	0	21	94
Apr-10	54	0	8	62	61	0	10	71	66	0	19	85
May-10	54	0	9	63	20	0	6	26	100	0	22	122
Total 09/10	**771**	**0**	**97**	**868**	**683**	**0**	**80**	**763**	**100**	**0**	**22**	**122**

Customer Service Requests

A summary of the customer request that have been received through the Pathways system for the month are detailed in the table below:

Monthly Report May 2010
Customer Request System - Pathways

Statistics for Water	May-10			TOTALS - YTD 2009/2010		
Request Category	Ordinary Request	Call-Out Request	Total Request	Total Ordinary Request Y-T-D	Total Call-Out Requests Y-T-D	Total Requests Y-T-D
Fire Hydrant or Service Valve Damaged/Leaking	8	3	11	65	34	99
Water Service - Backflow Prevention Devices			-	3	-	3
Water Main - Broken/Leaking	10	12	22	87	142	229
Water Main - Replacement			-	-	-	-
Water Meter - Broken/Leaking	87	27	114	881	312	1,193
Water Miscellaneous	17	4	21	155	30	185
No Water	4	5	9	61	70	131
Low Water Pressure	3	-	3	67	11	78
Dirty Water / Cloudy Water	1	1	2	82	36	118
Water Odour/Taste/Smell	1	-	1	18	9	27
Public Amenities	9	1	10	119	15	134
Repair Park & Rec facilities - exclude public amenity	3	1	4	15	15	30
Water meter rewasher or leaky stopcock	22	5	27	209	34	243
Water Service Broken/Leaking	56	17	73	818	276	1,094
Water Service Replacement			-	1	-	1
Water Service - Subsidence in Ground			-	2	-	2
MRC Community Hall Repairs	2	-	2	17	-	17
Repair to MRC Pensioner Cottage	8	-	8	30	-	30
Alleged Breach of Water Restrictions	2	-	2	26	5	31
Water Leak	2	6	8	33	20	53
Drinking Fountains	1	-	1	21	1	22
WATER TOTAL	236	82	318	2,710	1,010	3,720
Statistics for Sewer						
Broken Manhole	1	1	2	9	1	10
Building Over Sewer Enquiries			-	-	-	-
Hit through sewer pipe / Breaks			-	5	-	5
Sewer Miscellaneous	4	-	4	38	11	49
Sewerage Overflows/Spillage	2	-	2	35	14	49
Public Toilets			-	8	4	12
Pump Station Faults			-	-	-	-
Sewerage Blockage	7	4	11	73	34	107
Sewerage Smell	4	-	4	24	7	31
Subsidence in Ground	1	-	1	21	-	21
Copies of Plans & Sewer Plans & Depths	83		83	1,101	1	1,102
SEWER TOTAL	102	5	107	1,314	72	1,386
GRAND TOTAL	338	87	425	4,024	1,082	5,106

1.3 Human Resource Management

The following key activities have occurred relevant to human resource management during the month:

- The directorate had a total of 19 vacancies
- The following positions were filled:
  - Project Manager
  - 2 x apprentice plumber
- The following positions were vacated:
  - Temporary Trade Waste Inspectors Assistant
  - Plumber
  - Trade Waste Inspector

- Safety hazard inspections:

Inspections	Scheduled	Done	RAP issued
Workshop – Ness St	May 2010	No	No
Workshop - Sarina	April 2010	Yes partial	No
Vehicle - Construction (Infrastructure Delivery)	May 2010	25.05.2010	25.05.2010
Pump Stations	May 2010	10.05.2010 13.05.2010	10.05.2010 13.05.2010
Reservoirs	Feb 2010		
Bore Sites	Jan 2010		
Construction Site	May 2010	25.05.2010	25.05.2010

- Safety cultural change was supported through:
  - Mentoring of WH&S Reps and Team Leaders in conducting of Hazard Inspections and the generation and management of RAPs
  - Highlighting a potential hazard through a Hazard Alert for manual handling and respiratory issues at Calen Water Pump Station Salt treatment Plant
  - Finalise specification for the supply, and management of Gas Detectors and associated attachments and software and forward to Plant & Procurement
  - Resource individual PPE bags for each employee requiring PPE in the field
  - Resource weather proof storage boxes for Quality Systems Documents for work vehicles
  - Review, amend and generate as required WH&S Hazard Inspection Checklists for all areas/facilities of the directorate
  - Conduct Bedford Rd Depot Inductions

- Incident Reports for the month of May:

Incident Type	Qty
No Time Lost (NTL)	2
Medically Treated Injury (MTI)	0
Lost Time Injury (LTI)	0
Non Injury incident (NII) - Near miss	5

Public Incident – Non Staff	4

- Professional development training courses (total – 27):

Training Course Name	Qty
Thermostatic Mixing Valve	7
Finance 1	1
Timesheet Completion & Submission	10
Constructing Better Business	4
Load Restraint Training	2
Data Works	1
Minute Management	1
Pathway	1

- Compulsory training courses (total – 19):

Training Course Name	Qty
CPR	2
Apply First Aid	1
Traffic Controller	2
Bedford Rd Induction	3
Confined Space	1
MRC Induction	3
Harassment / Discrimination	3
Forklift	2
Fire Extinguisher	1
White Card	1

1.4 ***Statutory Reporting***

The Business Improvement Coordinator represented Council at a steering group committee for the Statewide Information Management system (SWIM) which is managed by the Queensland Water Directorate and is used to collate information for statutory reporting to various government departments, such as Bureau of Meteorology and Department of Environment and Resource Management.

1.5 ***Communication***

- Directorate promotion;
  - Corporate website was updated with water usage figures, water interruption notices and the Waste Fees and Charges fact sheet was updated
  - Employee awards evaluation for distributed to all WWS staff
- Communication plans:
  - The inflow and infiltration communication plan was finalized in May with 70 radio commercials aired on Zinc, 52 on SeaFM, 38 television commercial on Seven and 52 on Win.
- Education:
  The following schools received water education during May:

School	Visit Type	Number of	Number of

		Sessions	Students
Oakenden State School	Water education at MRF	1	11
Walkerston State School	Water education at MRF	3	60
Victoria Park State School	Water education classroom visit	2	90
Alligator Creek	Water education at MRF	2	50
Mackay and District Special School	Water education classroom visit	1	6
Eimeo State School	Water education at MRF	2	56
	Total	**11**	**273**

- A

presentation on the Water Education Program was also given at two professional development days for primary school teachers

- A review of water consumption data was undertaken for all primary schools across the region to identify top water users. This data will also assist with the development of a water saving plan as a part of the new water auditing program for schools.
- A final draft of the Water Savers School Auditing program was developed for comment.

- Internal communication:
  - Stories submitted to Grapevine during the month included information on the Employee Awards presentation, winners of the Curtis Bobongie Award and a water saving tip.

1.6 **Governance**

- Coaching session held with CCTV Van operators on requirements for Standard Operating Procedures and type of information needed to generate SOPs.
- Meetings held with MRC Business Improvement and MRC Governance to investigate the move towards an electronic Quality Management System.

1.7 **Scientific and Analytical Services (SAS)**

<u>New monitoring projects and highlights</u>

May was the biggest month on record for SAS. Total number of individual tests performed was nearly 7000. The influx was due to the environmental condition imposed upon Water and Waste Services to perform continual monitoring upon Bakers Creek, and the discharge point at MSWRF. This has placed considerable resource strain upon all of the team, as not only sampling occurs, but there are also a number of tests that have to be performed on the weekend. The combination of the high workload with the NATA assessment, the team has had a stressful month. They have all done an outstanding job.

The table below lists the performance of the SAS Laboratory for May 2010:

	May 2010	Previous 12 Months
Number of Registrations	182	1901
Number of Samples	342	3630
Number of Test Types	85	127
Number of Individual Tests Performed	6968	69555
Number of Clients	22	42

Breakdown of Registrations	
Mackay Water	122 (67%)
Other Council Departments (Incl Trade Waste, Strategic Planning, and Aquatic Facilities)	43 (23.6%)
External Clients	17 (9.4%)

* Although consisting of 43% of the registrations, the internal work accounts for 60% of the number of test performed.

The following graph details the number of tests performed by the laboratory:

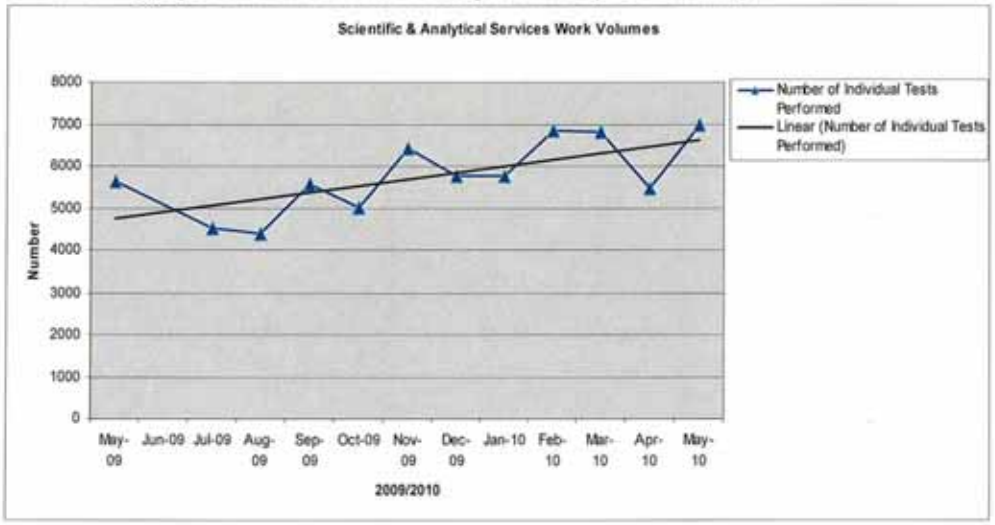

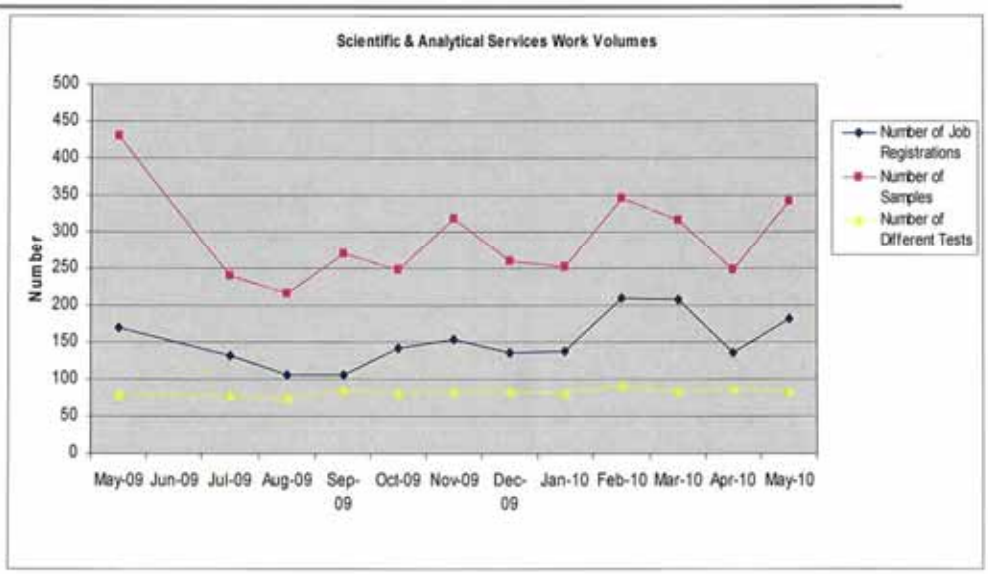

Cyclone Ului

The effects of Cyclone Ului are still being felt, as SAS has to continually perform daily testing of the Green Street Reservoir, which has lost the roof.
A new roof will not be on the reservoir until late June, and the daily monitoring will have to continue until then.

NATA accreditation

SAS had its biological and quality management system assessment on the 27 May. NATA has recommended SAS for NATA accreditation for biology and its quality system, after a few conditions have been met. The chemistry assessment is on the 17 June.

2 PLANNING AND SUSTAINABILITY

Activity No.	Project / Activity	Status	Critical Issues
1. Strategic Asset Management			
1.1	Capture of Asset data	Sewer Completed Water Capturing of water data has progressed well with a high commitment from the team.	
1.2	Inflow and Infiltration Strategy for entire MRC Region	The inspection program is continuing with defect letters being sent out.	Ensuring that the findings of the inspection are followed up and consistently dealt with.
1.3	System Leakage Management Plan	LGIS (local government Infrastructure services) has produced a Preliminary Project Plan as a result of the Management Plan to move the project forward. This is currently being reviewed.	There has been no progression with project due to other commitments.
1.4	Water Supply Disinfection for Mackay City	Investigation being undertaken to ensure the effectiveness of the chlorination disinfection system.	There has been no developments on this project as the focus has been on other key projects
2. Strategic Infrastructure Planning			
2.1	Mackay Water Supply Hydraulic Model for Mackay City	The provisional all pipes water model has been completed with models visiting Mackay for knowledge transfer.	
2.2	Sewerage Hydraulic Model for Mackay City	The model built has commenced and will take several weeks for completion.	
2.3	Sewerage Strategy Report for Mackay	Work is progressing on further detailed work in order to provide	

Activity No.	Project / Activity	Status	Critical Issues
	City	a clear option for moving forward. When this work is completed the strategy report will be amended to reflect this work. At that time the report will be presented to Council.	
2.4	Regional Water Supply Report	Reviewing report prepared for way forward on Regional Water schemes. Current focus is Eton, Bloomsbury & Finch Hatton supply due to operational issues highlighted. Short term fix options currently being considered by Operations.	Planning team to ensure short term strategy is consistent with long term options being considered.
2.5	Demand Management Discussion Paper	There have been some internal meetings to discuss strategies and drivers of reducing water demand.	
2.6	Sarina Sewerage Treatment Plant Planning Report	Council resolved to purchase the preferred site with discussions started with the land owner.	
2.7	Water Supply Planning Report for Mirani and Marian	The augmentation work required has had a work package definition statement completed.	The augmentation of the existing network to address pressure issues.
2.8	Sewerage Planning Report for Mirani and Marian – upgrade of Mirani WWTP	A review of documents and an action plan for moving forward is being developed.	
2.9	10 Year Capital Plan		Allocation of funding for the coming 10/11 capital plan.
2.10	Eungella Integrated	This paper has been completed	Placing the outcomes for

Activity No.	Project / Activity	Status	Critical Issues
	Water Management Analysis	and circulated for review. The outcomes of this work will be incorporated into the Regional Strategy which is being undertaken.	Eungella in a regional context for integrated management.
3. Detailed Infrastructure Planning			
3.1	Implementation of planning activities associated with 1 Year Capital Plan	As per item 2.9 above.	
3.2	MWRP –Water Balance Model	A draft of the water balance modeling report has been received and being reviewed. The second component of this work has been commenced.	
4. Development Assessment			
4.1	Development Approvals - Planning	Ongoing input into development approvals and operational works reports as required.	
4.2	Development Approvals - Compliance	Working with Development Services – Engineering team to issues associated with compliance and inspection.	
5. Policy & Standards			
5.1	Review of Water Services engineering guidelines, planning policies and standard drawings	Review of engineering construction and design guidelines, ITP's and standard drawings in conjunction with Development Assessment – Engineering team resources (external consultant).	Some delays with finalizing the review.

3 INFRASTRUCTURE DELIVERY

Summary of Water Services Current Capital Program

The following table summarises key projects in the Water Infrastructure Delivery budget for 2009 / 2010.

Water Projects

Legend	
On track	
Of concern	
Not on track	

Project	Status	Budget	Time	Comments
Nebo Rd WTP Upgrade	Detailed Design / Construction			HLPS scope change finalised for electrical work package. Major design packages have been completed
Critical Issues	• Endorsement of HLPS scope change • Reviewing budgets and contingency reserves against tender submissions Project Manager is reporting regularly to APMT and ALG with regards to schedule issues to provide focus and necessary resources to mitigate project slippages.			
Nebo Rd Fluoridisation	Detailed Design / Construction			Costs being finalised
Critical Issues	• Finalisation of documentation for completion of project. Costs are being finalised for submission of final subsidy claim.			
Dumbleton Raw Water Trunk Main and Pump Station	Planning			Operational security is critical driver
Critical Issues	Finalisation of concept design works and budget estimates to progress into detailed design and implementation. Land requirements to be progressed.			
Sarina Water Supply Main	Construction			Works progressing.
Critical Issues	• Weather Construction works have accelerated with the drier weather during May.			
Marian & Mirani Augmentation	Planning			Concept design being reviewed.
Critical Issues:	• Concept design Concept design will be progressed for Marian as a priority and then Mirani.			
South Mackay Trunk Main	Concept Design / TOC			Pipe package awarded. Construction package tender under review.
Critical Issues	• Finalisation of TOC Report • Recommendation of preferred tenderer for site works.			

Project	Status	Budget	Time	Comments
Middle Creek Dam Access Stairs	Construction			Stairs fabricated. Site works progressing
Critical Issues	• Wet Weather Contractor behind schedule from earlier weather delays.			
Shakespeare St	Concept Design / TOC			Detailed design is progressing
Critical Issues	• Installation prior to road works program in street. MRC construction crew to undertake these works due to the level of interaction with customers required in this street, with MIA design and management.			
River St	Construction			Works in progress
Critical Issues	• Wet Weather Construction works will extend into FY10/11.			
Eimeo Rd	Tender			Construction awarded.
Critical Issues	• Wet Weather Construction works will extend into FY10/11.			
Bloomsbury WTP Upgrade	Construction			Supply and install contract to be awarded.
Critical Issues	• Council direction with relation to water supply agreement			
Field & Mogford St Retic	Construction			Installation completed ahead of road program.
Critical Issues	Works brought forward in capital plan from FY10/11 to align with road program.			

Waste Water Projects

Project	Status	Budget	Time	Comments
Schmidtkes Rd Pump Station	Procurement / Construction			Site works progressing. Electrical installation progressing
Critical Issues	• Weather. • Commissioning of pump station			
Sarina Effluent Rising Main	Construction			Construction package awarded.
Critical Issues	• Weather			
Sarina SPS 3,4,5,6 & 8	Design and construction			Contract awarded. Site inspection undertaken.
Critical Issues	• Construction works will extend into FY10/11. • Easement at SPS 8 under discussion with owners			
Pumping Stations – Beaconsfield, Coles Rd & Gordon St	Construction			Electrical installation and cut-over works progressing.
Critical Issues	• Installation of electrical supply items • Cut-over and commissioning of new systems Site construction works being monitored.			
Pump Mounted Trailers	Procurement			Site inspection and tender evaluation being finalised for award
Critical Issues	• Delivery in FY10/11 Pumps will provide backup during pump station outages and bypass pumping requirements			

4 OPERATIONS

4.1 Water Treatment System Performance

This report covers the month of May. The main focus for water treatment remained the capital works at Nebo Rd WTP. The permanent Fluoride dosing plant commissioning phase is complete and operation is still proceeding with minor adjustments and enhancements being implemented. Some defects have been identified and remediated under the defects liability obligations of the contract.

Dam levels in the region remain high as summarised below, with recent rain completely replenishing the Dumbleton and Mirani bulk water supplies. The rainfall has also coincided with a marked downturn of customer demand.

Water Storage Levels

AS AT 31 MAY 2010		
Weir / Dam	Volume / ML	%age
Mirani	2912	62
Marian	3985	62
Dumbleton	6289	71
Middle Creek	1486	100

A summary of the water use against SunWater allocations is detailed in the figure below.

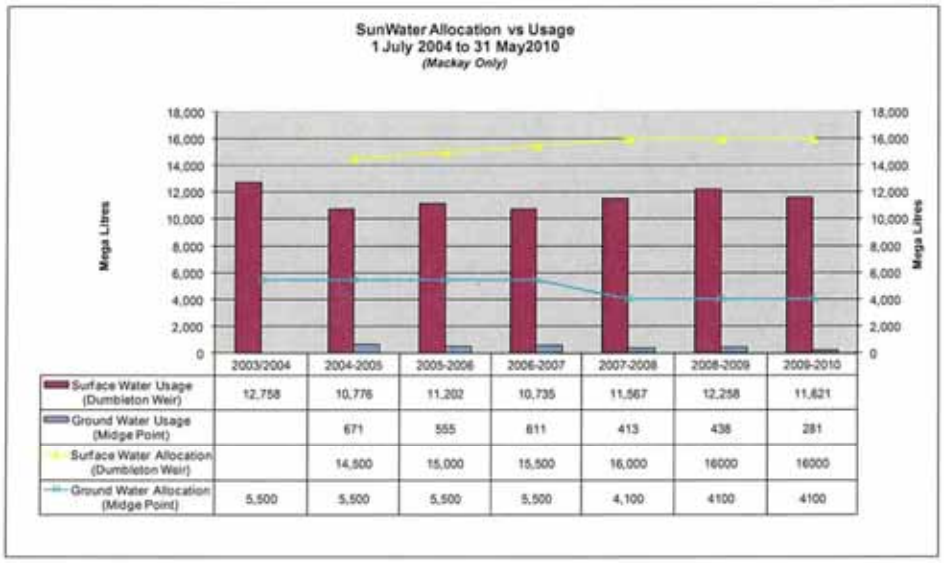

4.1.1 Mackay (Nebo Rd) Water Supply Summary

Water consumption in May has increased with the average consumption being 29 ML/d in the month.

Annual consumption is still on forecast at around 14,000 ML, within the available Sunwater allocation of 16,000 ML. Ground water (bore) usage was 0 ML.

Water Source Performance Summary

	Allocation (ML/year)	May Consumption (ML)	April Consumption (ML)	March Consumption (ML)	Year to Date Consumption (ML)
Dumbleton Weir	16000	924	837	868	11989
Mackay Bores	5500	0	0	12	140

Water Consumption Performance Summary

	May	April	March
Monthly Water Consumption (ML)	891	814	866
Average Daily Water Consumption (ML)	29	27	28
Maximum Daily Water Consumption (ML)	32	31	38
Average Water Consumption *(Litres per Equivalent Person)**	264	246	253
Rainfall (mm)	64	135	230

* Based on an estimated equivalent population of 110,000
Treatment Plant capacity to approximately 50 ML/day

Consumption trends have dipped well below the levels experienced last year with the arrival of the increased rainfall. Maximum day demands reached 29 ML/d in May, 31 ML/d in April, and 38 ML/d in March.

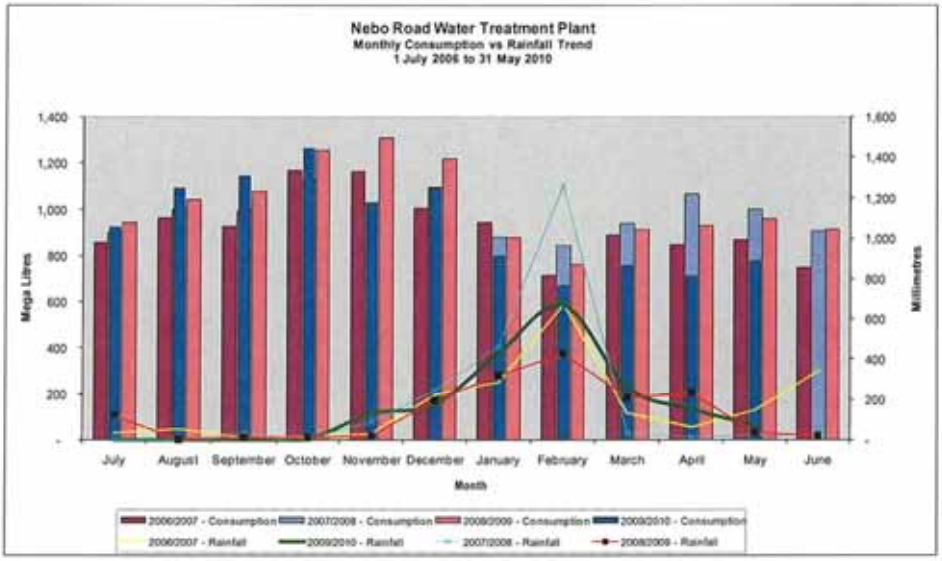

4.1.2 Sarina and Beaches Water Supply Summary

A summary of the water supplied to Sarina and the surrounding communities is detailed below.

Water Source Performance Summary

	Allocation (ML/year)	May Consumption (ML)	April Consumption (ML)	March Consumption (ML)	Year to Date Consumption (ML)
Mt Blarney WTP (Plane Creek)	N/A	46.1	50.8	33.3	386.70
Sarina Bores	200	27.1	23.2	27.0	208.4
Marwood Bores	350	40.9	44.7	32.3	377.6
Bally Keel Bore	150	9.9	8.2	9.0	78.0
Armstrong Beach Bore		2.4	2.2	2.8	35.6

Water Consumption Performance Summary

	May	April	March
Monthly Water Consumption (ML)	126.4	129.1	104.4
Average Daily Water Consumption (ML)	4.08	4.30	3.37
Average Water Consumption *(Litres per Equivalent Person)	453	478	443
Rainfall (mm)	68	57	291

*Based on an estimated equivalent population of 9000

Note: A number of potential leaks are believed to exist and are currently being investigated

4.1.3 Pioneer Valley Water Supply Summary

Demand has reduced in all areas to a more reasonable level for this time of year; the high level of demand has abated as a consequence of sustained high rainfall, as well as an increase in water restrictions which were supported by a water saving advertising campaign.

Water Source Performance Summary

	Allocation (ML/year)	May Consumption (ML)	April Consumption (ML)	March Consumption (ML)	Year to Date Consumption (ML)
Mirani Bore	100	7.66	6.97	7.33	96.17
Marian Bore	95	14.87	13.3	14.0	188.1
Pinnacle / Garget	60	1.77	1.65	2.16	23.91
Finch Hatton	46	2.40	2.36	2.78	33.72

Water Consumption Performance Summary

	May	April	March
Monthly Water Consumption (ML)	26.7	24.31	26.27
Average Daily Water Consumption (ML)	0.86	0.81	0.85
Average Water Consumption (Litres per Equivalent Person)	231	217	227
Rainfall (mm)	43	64	420

- Based on an estimated equivalent population of 3730EP

4.1.4 Remote Water Treatment Sites Performance

A summary of the water supplied to the remote sites is detailed below.

Water Source Performance Summary

	May Consumption (ML)	April Consumption (ML)	Year to Date Consumption (ML)
Eton	2.82	3.00	48.36
Calen	2.27	2.15	38.51
Bloomsbury	.68	.72	10.21
Midge Point	18.30	24.11	415.55
Koumala	1.26	1.07	14.99

4.2 Water Quality

There were no faecal coliform isolations detected in the Region to April 2010 despite the elevated temperatures and high rainfall, which is shown in the attached graph. This equates to a 14 month rolling average of 100% compliance, which is higher than the customer service level target of 98%. A summary of the water quality performance data for the region is detailed in the following graphs.

Coliform Isolation Results



Reticulation pH, Colour, Turbidity

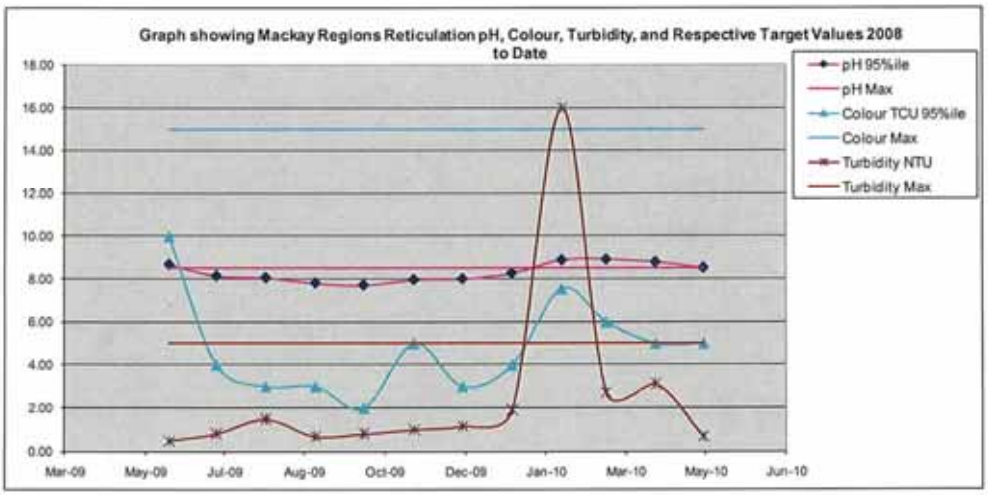

Physical chemical parameters have exceeded the aesthetic guideline for Turbidity in the Mackay distribution system even though the results at Nebo Road WTP were well below the guideline values.

Aluminium, Manganese, Iron

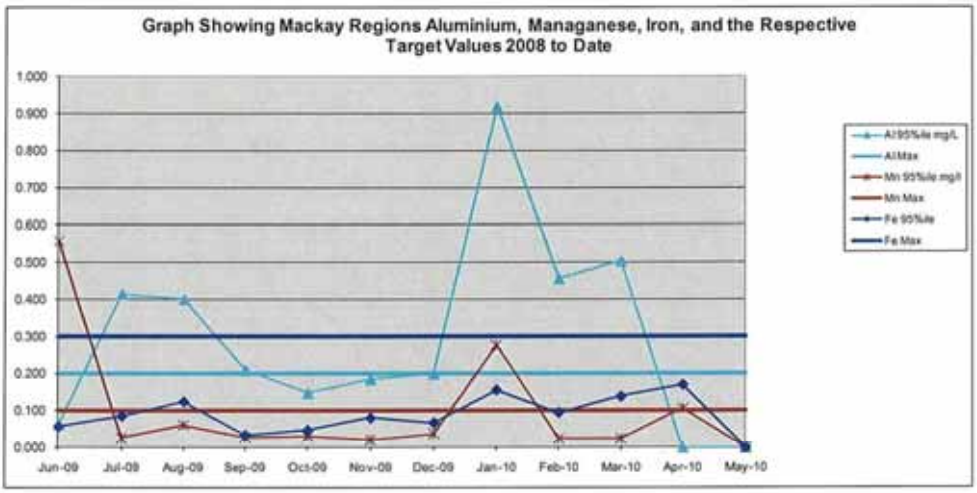

Physical chemical parameters have exceeded the aesthetic guideline for Aluminium in Sarina and Manganese in Bloomsbury. With these results the 12 month rolling compliance average is 99.1% which is still above the target of 98%.

Chlorine Residual Results

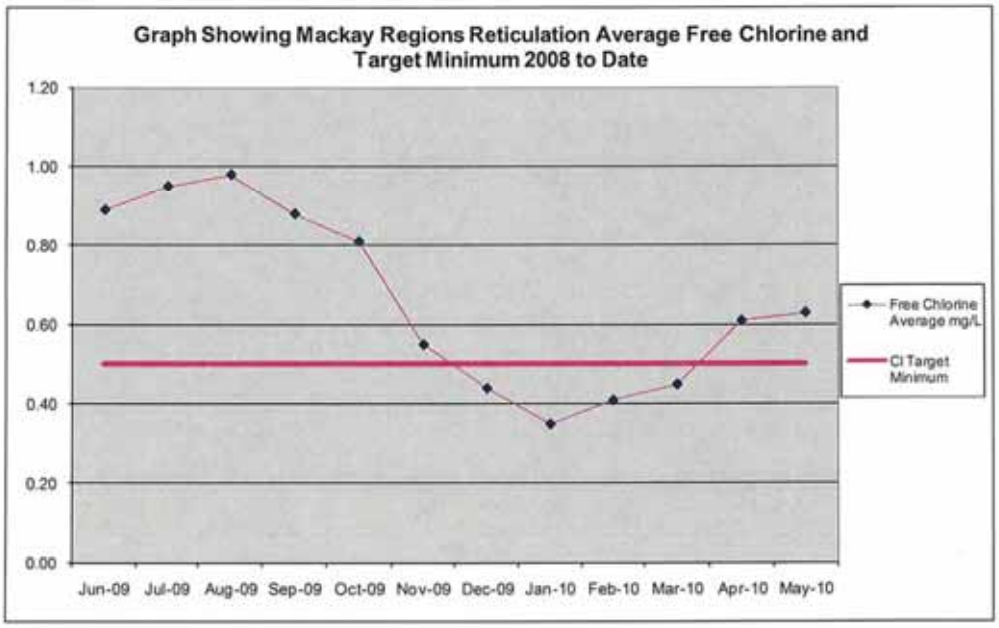

With an average value of 0.63mg/l the Chlorine residual has returned compliance with the target value of 0.5mg/l.

4.3 Wastewater Treatment System Performance

The significant events for the wastewater system are as follows:

- Works on the buffer tank at Mirani WWTP are complete apart from some further modification to enable greater control of the flow rate. The modification will be a Variable Speed Drive for the transfer pump.
- Reuse main to Pioneer Valley Golf Course commenced pumping on the 14th May.
- The Recycled Water balance Storages that are associated with the MSWRF are at 100% capacity.

4.3.1 Mackay North Water Recycling Facility and Catchment

In April, the plant received a total of 92.82 ML of influent this month, equating to an average flow of 3.09 ML/d. The maximum flow for the month was 5.91 ML. Total rainfall for the month was 112.4 mm.

MNWRF Performance Summary

WEEKLY (8TH DAY) LAB RESULTS								
Date	Licence Effluent pH (mg/l)	Licence Effluent DO (mg/l)	Licence Effluent BOD(mg/l)	Licence Effluent COD(mg/l)	Licence Effluent Suspended Solids(mg/l)	Licence Effluent TN(mg/l)	Licence Effluent TP(mg/l)	Licence Effluent Faecal Coliforms cfu/100 ml
Limits Licence	Range 6-8.5	Min 2 mg/L	Max 20mg/L	Refer BOD	Max 30mg/L	Max 15mg/L	Max 3mg/L	50%ile 150 90%ile 1000 Max 4000
06/04/2010	7.4	4.3	<5	12	7	6.6	0.1	23
15/04/2010	7.1	4.5	<5	15	1	5.6	0.8	<1
23/04/2010	7.4	5.1	<5	20	4	2.8	0.7	<1
Limits Contract						Average < 5 mg/L	Average < 1 mg/L	
Average of all results in month						5.0	0.5	

Summary of Discharges from System

Parameter	April	March	February	Year to Date
Total Wastewater Treated	92.82	118.18	106.99	792.87
Effluent Released at Outfall (ML)	100.01	130.22	119.40	869.12*
Tonnes of Biosolids Removed From Site	96	207	210	870
% Biosolids Beneficially Reused	100	100	100	100

* Effluent figure higher than inflow due to high monthly rainfall.

A summary of the flows over the previous six months treated by MNWRF is shown below.



4.3.2 Mackay South Water Recycling Facility and Catchment

In April, The plant received a total of 719.24 ML of influent this month equating to an average flow of 23.97 ML/d. The maximum flow for the month 29.81 ML. Total Potential Reuse 0 ML. Flow to Bakers Creek 736.31 ML. Total rainfall for the month was 79.0 mm.

MSWRF Performance Summary

Discharges to Storage licence compliance

WEEKLY (8TH DAY) LAB RESULTS									
Date	Effluent pH (mg/l)	Effluent BOD (mg/l)	Effluent COD(mg/l)	Effluent TSS (mg/l)	Effluent TN(mg/l)	Effluent TP(mg/l)	Effluent Faecal Coliforms	Turbidity	Disinfection Chlorination
Limits Licence	6.0 to 8.5	Max 20	Refer BOD	Max 30	50%ile 10 Max 30mg/L	50%ile 8 Max 15mg/L	50%ile 1000 Max 4000	Max 15mg/L	Min 1
06/04/2010	6.8	<5	16	24	6.4	1.3	<1	0.7	3.90
15/04/2010	Discharging to creek	Discharging to creek	Discharging to creek	Discharging to creek	Discharging to creek	Discharging to creek	Discharging to creek	Discharging to creek	Discharging to creek
23/04/2010	Discharging to creek	Discharging to creek	Discharging to creek	Discharging to creek	Discharging to creek	Discharging to creek	Discharging to creek	Discharging to creek	Discharging to creek
Limits Contract	6.0 to 8.5				Average <10.0 mg/L	Average < 8.0 mg/L	50%ile <10	95th %ile <2 NTU Max 5	> 1.0mg/L FCR
Average of all results in month	6.8				6.4	1.3	<1	0.7	3.90

MSWRF Discharges to Bakers Creek licence compliance

Date	Effluent pH (mg/l)	Effluent DO	Effluent BOD (mg/l)	Effluent TSS (mg/l)	Effluent TN(mg/l)	Effluent NH4	Effluent TP(mg/l)	Effluent Faecal Coliforms

Limits Licence	6.0 to 8.5	Minimum 2	Max 20	Max 30	Max 30mg/L	90th%ile 3 Max 6	Max 15mg/L	50th%ile 150 90th %ile 1000 Max 4000 (Up to 3 x ADWF)
06/04/2010	6.9	5.6	<5	5	6.6	0.4	0.8	99
15/04/2010	7.0	5.6	<5	9	8.3	0.7	2.3	26
23/04/2010	6.6	6.8	<5	6	2.4	1.3	2.1	14

Summary of Discharges from System

Parameter	April	March	February	Year to Date
Total Wastewater Treated	719.24	1112.04	803.85	5033.06
Effluent Released at Outfall (ML)	736.31	961.92	579.87	1668.1
Effluent Reused (ML)	0	197.96	284	3906.06
% Effluent Reused (target 88%)	0	18	34	N/A
Effluent Storage (% remaining RWS2)	0	0	0	N/A
Effluent Storage (% remaining RWS3)	0	0	0	N/A
Tonnes of Biosolids Removed From Site	290	440	343	3367
% Biosolids Beneficially Reused	100	100	100	100

A summary of the flows over the previous six months treated by MSWRF is shown below.

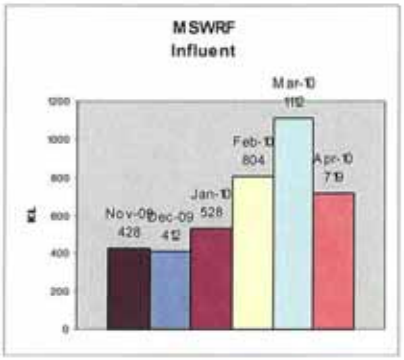

4.3.3 Sarina Wastewater Treatment Plant

The plant received a total of 32.87 ML of influent this month equating to an average flow of 1.01 ML/d. The maximum flow for the month was 1.53ML/d. Total rainfall for the month was 68 mm.

Sarina WWTP Performance Summary

MONTHLY LICENCE READINGS - SARINA					
Date	Effluent BOD(mg/l)	Effluent Suspended Solids (mg/l)	Effluent Faecal Coliforms cfu/100 ml	Effluent TN (mg/l)	Effluent TP (mg/l)
Limits	**Max 30**	**Max 45**	**Max 4000**	**Max**	**Max 5mg/L**
05-May-10	5	8	<1	11	6

Summary of Discharges from System

Parameter	May	April	March	Year to Date
Total Wastewater Treated	32.87	37.49	85.89	281.84
Average Daily Flow	1.01	1.25	2.889	-
Effluent Released at Outfall (ML)	30.53	39.94	89.58	29
Effluent Reused (ML)	2.34	0	0	180.6
% Effluent Reused	7.12	0	0	73.9
Effluent in Storage (%)	100	100	100	N/A
Tonnes of Biosolids Removed From Site (m3)	12	12	0	124
% Biosolids Beneficially Reused	100	100	0	100

4.3.4 Mirani/Marian Wastewater Treatment Plant

The plant received a total of 19.15ML of influent this month equating to an average flow of 0.67 ML/d. The maximum flow for the month was 0.80ML/d. Total rainfall for the month was 43.25 mm.

Mirani WWTP Performance Summary

MONTHLY LICENCE READINGS - MIRANI								
Date	Effluent pH (mg/l)	Effluent DO (mg/l)	Effluent BOD(mg/l)	Effluent Suspended Solids (mg/l)	Effluent TN (mg/l)	Effluent TP (mg/l)	Effluent Faecal Coliforms cfu/100 ml	Ammonia
Limits to water storage	6.5-8.5	N/A	Max 20mg/L	Max 30mg/L	N/A	N/A	Max 4000	N/A
Limits to water way	6.5-8.5	Min 2 mg/L	Max 15mg/L	Max 20mg/L	Max 20mg/L	Max 5mg/L	Max 600	Max 2
5-May-10	7.5	4.8	<5	9	-	5.4	234000	-

Mirani discharge all effluent to the recycled water storage. The local cane farmers are not using effluent from the reuse storage dam for irrigation. Commissioning of the main from the reuse storage dam to the Pioneer Valley Golf Club was carried out on the 14th May enabling the reuse of 9.57 ML of effluent from the storage dam. Whilst discharging to the reuse storage dam the licence limits are DO – 2.0 mg/L, BOD - 20 mg/L, Suspended Solids - 30 mg/L, and E-Coli - 4000 cfu/100ml.

Summary of Discharges from System

Parameter	May	April	March
Total Wastewater Treated	19.15	19.86	16.77
Average Daily Flow	0.61	0.66	0.78
Effluent Released at Outfall (ML)	0	0	0
Effluent Reused (ML)	9.57	0	0
% Effluent Reused	50.0	0	0
Target / Licensed Effluent to be Reused (%)	10	100	100
Effluent in Storage (%)	95.0	87.9	58.6

4.4 Network Reticulation Systems

4.4.1 Significant Issues

- A sewer main was repaired in John Vella Drive, Paget when a manhole poorly installed by contractors caused the sewer mains to collapse. Extensive dewatering was required prior to the job being undertaken. This type of occurrence highlights the need for vigilance when council is accepting donated assets
- All major bridge crossings have had their annual inspection and maintenance works undertaken. This essential part of the planned maintenance is starting to prove its benefit as we have halted any outward sign of deterioration on these assets
- The 600mL hobas raw water main feeding the water treatment plant was damaged by contractors working for the Main Road departments after inadequate plans were supplied and the company failed to organise onsite locations of this critical infrastructure

4.4.2 Civil Water Maintenance

- Additional chlorine was installed in Green Street and Midge Point reservoirs to maintain water quality as water consumption slows in the winter months
- Investigations were carried out on the Dumbleton bore water rising main identifying (3) leaks to be repaired in the near future
- All water reservoir fences that were damaged during cyclone Uluri have been repaired and works finalized
- A new 150mm water main has been connected to the network on Barnes Creek Road, Cremorne as part of the ongoing Forgan Bridge replacement program
- All air valves and scour valves have been sprayed and marker posts installed as part of councils ongoing planned maintenance program in the Erakala, Mount Bassett and Dumbleton trunk main installation areas
- All hydrants and valves have been cleaned, painted and had identifying cats eyes installed in the Walkerston area as part of councils ongoing planned maintenance program

- Fire hydrants were replaced in (6) locations, Connors Road Paget, Windsor Street Glenella, Eaglemount Road Andergrove, Wicks Court Erakala, 13 & 20 Boundary Road Paget, after planned maintenance investigation found them to be faulty

- New water main connections connecting new works to the existing reticulation network were carried out in (7) locations. Montgomery Street Eimeo, Nelson Street, Wellington Street, Peel Street, Gregory Street, River Street, Macailister Street and Crichtons Road Paget

- A new 100mm water main has been installed in Goonyella Avenue, Sarina to enhance fire fighting capability and better customer service

- A new 100mm water main has been installed in Biltoft Street, Sarina to enhance fire fighting capability and better customer service

- The actuating valve at Mount Hayden reservoir has been serviced as part of councils planned maintenance program

- (5) water services have been renewed in Sarina as councils planned maintenance program

- (2) water mains have been repaired in Sarina, 1 x 6 Jackson Street Sarina and 1 x Sarina Water Treatment Plant

- Booster pump system located at the Sarina reservoirs have been repaired

- Installation of a number of larger services and fire lines/met checks were installed at:

- Backflow tests – installation/ replacement
    - 197 council tests (Parks & Gardens)
    - 3 private tests
    - 4 backflow audit
    - 1 backflow repair

- Building maintenance undertaken for internal departments

- Other Work
    - (13) water services were replaced this month. 3 x Blackwood Street Slade Point, Brisbane Street Mackay City, Wandoo Court Andergrove, Edmonds Street Bucasia, Grevillia Drive Mount Pleasant, 6 x Banksia Avenue Andergrove
    - Repair (2) services damaged by contractors

4.4.3 ***Civil Sewer Maintenance***

- 2 x rising mains were repaired after contractors damaged a 225mm main in Plantation Palms, Eimeo and a 150mm in Kenny's Road, Marian.
- 3 x 1050mm manhole bases were installed. 2 x Holland Street, 1 x Evans Avenue to allow developers to connect new infrastructure to the existing network.
- 1550mm manhole base has been constructed as part of redevelopment works required for the new Base Hospital in Bridge Road.
- 4 x new connections into existing manholes. 2 x Sonoran Street, 1 x Bridge Road, 1 x Shoal Point Road to allow new developments to be connected into the existing networks.
- 3 x ezi-pits were installed. 1 x Milne Lane, 1 x Acturus Street, 1 x Kinnon Street to allow for minor extension works to be connected to the network.
- 2 x man holes were raised. 1 x Shoal Point Road, 1 x Goldsmith Street to allow for property height adjustment associated with developments.
- 5 x HCP were installed. Osprey Close, McKenzie Street, Anne Street, 2 x Anzac Avenue.

4.4.4 ***Standard Maintenance***

- 8 x HCP repairs were undertaken. Lot 19 Majellan Court, 44 Geoffrey Thomas Drive, 34 Geoffrey Thomas Drive, 1 Underwood Court, Beach Road, 8 Galletly Street, Kemp Street, Shoal Point Road
- 6 x manhole repairs were undertaken. John Vella Drive, Broadsound Road, Anne Street, Nindaroo Roundabout, Sailaway Crt, Davey Street.
- 3 X HCP blockages. Pacific Esplanade Amenities, 44 South Pacific Esplanade, Gauns Street.
- 4 x main blockages were cleared. John Vella Drive, Bridge Road (State School), 24 Henry Court @ Nicklin Drive manhole, 23 McCormack Avenue
- 1 x main repairs, John Vella Drive
- 1 x subsidence, 4 Louden Street
- 1 x disconnections, Boundary Road
- 100mm vent has been deleted from a manhole in the Nindaroo roundabout after odour complaints in the area identified this as the source of the problem.

4.4.5 ***Mechanical / Electrical Maintenance***

No data has been entered into Hansen during May due to resourcing issues.

Management currently reviewing the concept of resourcing a schedule & dispatch operation to provide reactive works orders and planned maintenance documentation processing.

Capture of data will highlight the percentage balance between corrective and maintenance functions.

APRIL 2010

OPERATIONS – WORK PERFORMED REPORT
Preventative Maintenance V's Reactive Maintenance

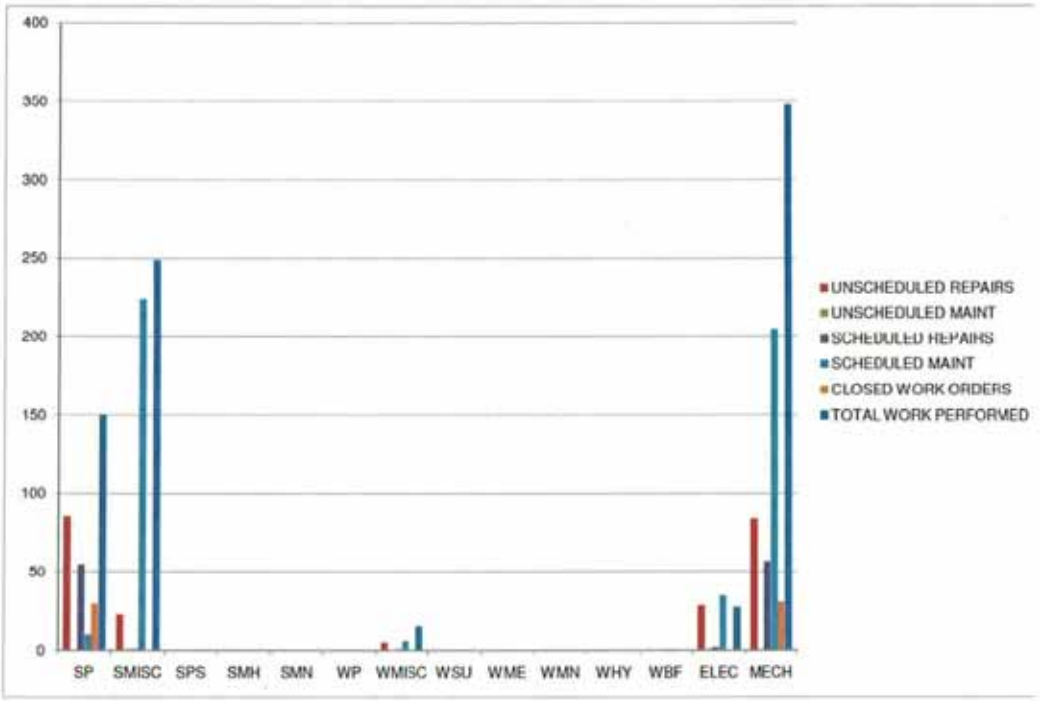

4.4.6 CCTV Investigations

- New developments:
  - Mintgrove Subdivision, Eimeo 820m
  - 25 Evans Avenue, North Mackay 14m
  - Cnr Field St & Perry St (lot reconfiguration) 22m
  - Plantation Palms Estate Eimeo, Stage 2A 419m
  - St Francis Catholic Primary School, West Mackay 30m

- Works Department
  - Blackwater Street, Slade Point (Stormwater) 109m

- Private works
  - Mackay Airport Terminal, South Mackay 268m

- General Mains Investigations
  - John Vella Drive, South Mackay 93m
  - Mackay West Primary School 91m

4.4.7 I/I Investigation

- 160 houses have been inspected in the smoke testing program in Place Street, Holmes Road, Lilliendale Street, Sarina Beach Road, East Street, Hoey Street and Broad Street.
- Letter drops advising residents of upcoming I/I works have been undertaken at Leslie Street, Hill Street and West Streets Sarina.
- Line cleaning to allow camera works to proceed has been undertaken in Bridge Road Mackay and Beach Road Sarina.
- Manholes have been surveyed and located in Short Street, Sands Terrace, Quarry Hill, Mackay Christian College, Mortensen Street, East Evans Avenue and Hamilton Street North Mackay in preparation for future smoke testing.

4.5 Trade Waste

4.5.1 Main focus

The trade waste implementation plan is progressing well. No further information sessions have been held whilst the team continues to concentrate on issuing approvals to all of the businesses contacted in the first two areas of the CBD implementation.

The vacant trade waste inspector position was advertised and closed on 26 May 2010. Interviews are scheduled for the first week in June 2010.

4.5.1 Trade waste statistics

The remaining target for approvals to be issued by 31 July 2010 is 55. As at 31 May 2010, 66 temporary approvals have been issued, which exceeds the remaining target. To enable the formal approvals to be issued, there are various conditions of temporary approval that each property owner/trade waste generator must satisfy. The trade waste team is regularly monitoring progress of all temporary approvals issued; however, satisfaction of the temporary approval conditions is beyond the control of the trade waste team.

May 2010	Bakers Creek WWTP	Bucasia WWTP	Sarina WWTP	Mirani WWTP
Total approvals issued @ 31 May 2010	290	32	3	1
Current approvals issued @ 31 May 2010:	233	23	3	1
• Category 1	63	6	1	0
• Category 2	50	4	1	0
• Category 3	123	13	1	1
Applications under assessment @ 31 May 2010	11	0	0	0
Temporary approvals		0	0	0
Temporary approvals issued for May 2010	13	0	0	0
Temporary approvals awaiting formal approval @ 31 May 2010	66	0	0	0
Total non-generator assessments	237	0	0	2
Non-generator assessments for May 2010	0	0	0	0
Total approvals issued				
Approvals issued for May 2010:	9	0	0	0
• Category 1	4	0	0	0
• Category 2	2	1	0	0
• Category 3	3	0	0	0
Compliance tests performed	30	0	0	1
• Within set limits	10	0	0	0
• Exceeding set limits	6	0	0	1
Outstanding test results @ 31 May 2010	14	0	0	0

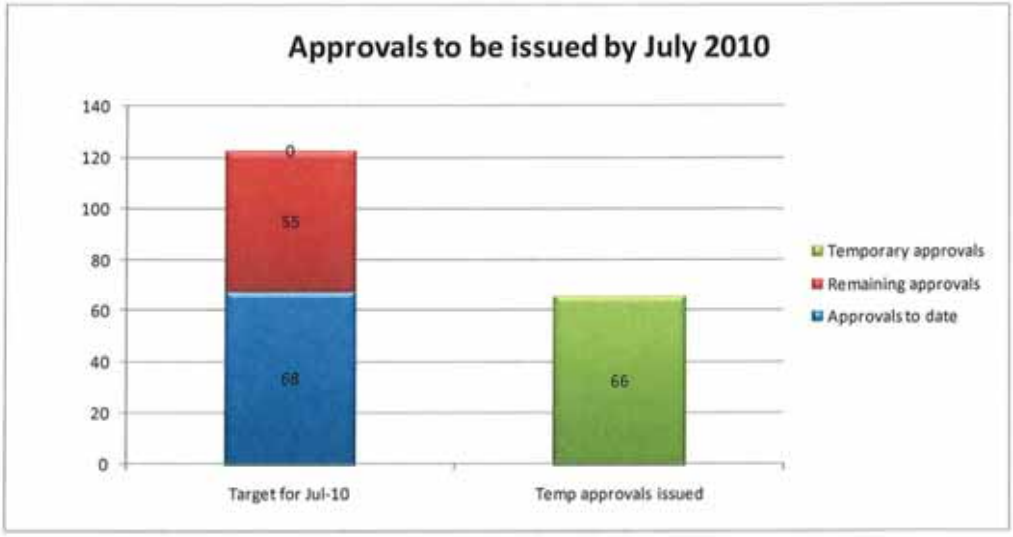

4.6 Plumbing

The total number of plumbing applications received during May 2010 was 99, compared to 103 for May 2009. Of the 99 applications received, 16 related to the Mirani area and 11 related to the Sarina area.

	Total no, of Applic	Mirani Applic	Sarina Applic
Mar-08	75	5	0
Apr-08	111	8	4
May-08	144	17	6
Jun-08	97	9	6
Jul-08	113	6	12
Aug-08	79	15	6
Sep-08	108	14	6
Oct-08	113	10	10
Nov-08	99	11	14
Dec-08	63	3	6
Jan-09	78	7	6
Feb-09	57	10	7
Mar-09	88	9	6
Apr-09	108	20	7
May-09	103	19	4
Jun-09	141	31	13
Jul-09	147	17	11
Aug-09	123	22	8
Sep-09	120	15	10
Oct-09	130	15	8
Nov-09	129	12	8
Dec-09	116	17	15
Jan-10	76	12	7
Feb-10	116	18	11
Mar-10	79	6	10
Apr-10	100	14	5
May-10	99	16	11
	2,812	358	217

The total number of plumbing applications decided during May 2010 was 82, compared to 91 for May 2009. Of the 82 applications decided, 14 related to the Mirani area and 11 related to the Sarina area.

The plumbing inspectors are in the main continuing to meet legislative requirements in the turnaround times for compliance assessment. Both plumbing inspectors and administration staff have worked additional hours during May to relieve the backlog of applications lodged and outstanding compliance assessments. This situation will be monitored for June to avoid further backlog.

The number of booked inspections carried out for May was 382 with an additional 32 inspections booked directly through plumbing inspectors and 22 Form 3 inspections. Plumbing inspection requests during May continued to accumulate at a rate where we were unable to carry out all inspections

requested within the 48 hour timeframe allowed for under legislation. The plumbing inspectors are carrying out extra inspections upon request, however this is continuing to affect the office time required to finalise inspection procedures. This situation will also be monitored for June to avoid plumbers lodging a Form 3 under legislation.

Appointment of Michael Green (Temporary Plumbing Inspector) is expected to assist with carrying out inspections within the 48 hour time frame as per legislation.

	Total no. of applic	Average days to decide	Mirani applic	Mirani ave days	Sarina applic	Sarina ave days
Mar-08	84	10				
Apr-08	96	16	7	23		
May-08	119	12	14	25		
Jun-08	106	9	1	5	5	13
Jul-08	102	14	1	2	3	9
Aug-08	58	12	2	5	5	11
Sep-08	86	7	4	7	2	5
Oct-08	86	9	4	43	1	63
Nov-08	91	19	12	10	8	16
Dec-08	61	14	2	101	1	3
Jan-09	75	22	7	35	8	36
Feb-09	84	23	12	24	13	18
Mar-09	75	14	7	33	4	29
Apr-09	59	7	8	16	2	5
May-09	91	15	15	10	1	0
Jun-09	121	9	35	6	6	8
Jul-09	154	11	20	9	19	13
Aug-09	146	8	22	7	8	17
Sep-09	106	6	15	4	7	12
Oct-09	114	8	16	6	8	9
Nov-09	164	10	14	5	9	15
Dec-09	113	6	15	13	16	15
Jan-10	54	9	9	6	5	5
Feb-10	113	6	17	3	10	16
Mar-10	92	9	9	7	15	9
Apr-10	72	9	14	9	2	2
May-10	82	14	14	6	11	24
	2,604	11	296	12	170	15

5 WASTE SERVICES

5.1 Management

- Deed of settlement agreed with AECOM
- Ongoing negotiation with Thiess
- Engineering design tender closed
- Resource Recovery Services tender closed
- Landfill Gas tender documents being finalised
- Green Waste tender documents being finalised
- Work continued on the review of the Site Based Management Plans (S.B.M.P.) for Hogan's Pocket and Paget sites. It is expected that this project will be completed in June 2010
- A regular contract meeting was held with Veolia Environmental services in relation to collection and MRF contracts on the Tuesday 25th May 2010.

- The monthly contract meeting was held with Thiess Services on Thursday 20th May 2010
- Waste Services Coordinator participated in the economic development tour of Mackay Region held on the Friday 21st May 2010

Active Waste Disposal Sites

Active Waste Disposal Sites:	May			April		
	Inspections	Actions required	Actions completed	Inspections	Actions required	Actions completed
Hogans Pocket L/F	16	5	5	7	4	4
Paget T/S	21	4	4	22	10	10
Bloomsbury T/S	2	1	1	2	0	0
Kolijo T/S	2	0	0	1	0	0
Kuttabul I/B	4	1	1	7	4	4
Seaforth T/S	2	1	1	2	0	0
Sarina L/F	11	0	0	16	5	2
Hay Point L/F	21	2	2	20	2	1
Koumala T/S	3	3	3	3	0	0
Colston I/B	5	5	5	1	1	1
Otterburn L/F	8	1	1	14	3	3
Gargett L/F	7	0	0	12	3	3
Finch Hatton T/S	6	1	1	11	2	2
Eungella T/S	2	0	0	3	0	0

Greenwaste Sites

Greenwaste Sites:	May			April		
	Inspections	Actions required	Actions Completed	Inspections	Actions required	Actions completed
Bayersville	3	1	1	4	0	0
Walkerston	2	0	0	5	0	0
Bucasia	3	2	2	4	0	0

Closed Waste Sites

Closed Waste Sites:	May			April		
	Inspections	Actions Required	Actions Completed	Inspections	Actions required	Actions completed
Illawong (Far Beach)	3	0	0	5	1	1
Bakers Creek	0	0	0	0	0	0
Eton	0	0	0	2	0	0
Habana	0	0	0	0	0	0
St Helens	1	0	0	1	0	0
Midge Point	2	1	1	5	3	3
Rural Bin Sites	2	2	2	0	0	0
Seaforth L/F	2	0	0	4	0	0
Koumala	1	0	0	2	0	0

Waste Site Transactions (Receipts Issued)

Transactions (Receipts Issued):

May	April	March	Februar	Jan	Dec	Nov	Oct	Sept	Aug	Jul	Jun	May

	2010	2010	2010	y 2010	2010	2009	2009	2009	2009	2009	2009	2009	2009
Hogans Pocket L/F	19	19	44	27	32	31	18	17	31	13	11	8	3
Paget T/S	9,259	7,832	14,508	8,871	10,740	10,355	8,160	9,724	9,264	7,875	8,396	8,512	9,462
Bloomsbury T/S	124	151	370	99	179	157	202	146	106	153	137	107	142
Kolijo T/S	180	109	151	138	157	169	244	155	114	208	136	143	149
Kuttabul I/B	185	194	182	132	175	166	126	180	166	165	176	207	474
Seaforth T/S	278	238	965	232	415	313	501	292	311	257	268	319	286
Sarina L/F	501	466	1,455	431	707	707	389	646	692	529	667	726	954
Hay Point L/F	255	223	717	196	383	302	460	633	560	446	576	482	578
Koumala T/S	29	23	47	17	34	45	42	58	42	46	57	45	58
Otterburn L/F	411	444	1,478	369	367	486	347	495	413	359	453	422	543
Gargett L/F	124	121	273	95	136	160	79	119	123	94	131	128	147
Finch Hatton T/S	57	53	203	61	94	80	54	91	97	77	98	89	105
Eungella T/S	66	15	76	55	78	71	54	58	42	32	47	53	46
Bayersville Greenwaste Facility	819	2,681	5,412	864	1,139	671	847	970	966	640	556	777	982
Walkerston Greenwaste Facility	175	997	1,899	203	216	137	158	184	175	124	149	165	207
Bucasia Greenwaste Facility	594	3,074	6,273	517	615	490	594	657	683	507	451	472	621

*Cyclone Clean up

Collection Services

- Collection services provided by Council's contractors have been performed satisfactory

Recycling Collection

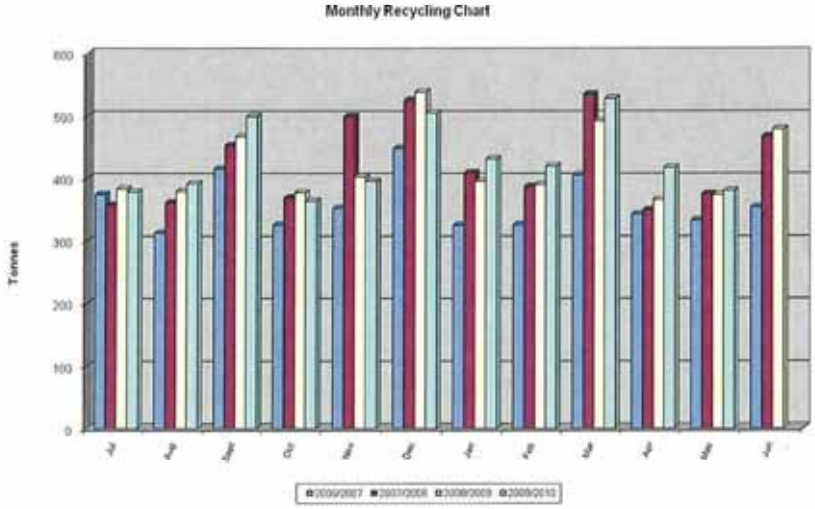

Waste Disposal Monthly

Environmental Education Performance Report May 2010

Main focus of work activities:

Environmental Education duties:

Education visits to the Material Recovery Facility:

- Co-coordinated and performed the following school and community visits at the Materials Recovery Facility:
    - Oakenden State School (Joint Waste & Water session)-10 students and 2 teachers
    - Walkerston State School (Joint Waste & Water session) – 3 education sessions given to a total of 63 Prep students and 29 adults
    - Finch Hatton and Gargett State School (Joint Waste & Water session) - 42 students and 12 adults
    - Alligator Creek State School (Joint Waste & Water session)- 47 students and 9 adults
    - Glenella State School (Waste session only)- 23 students and 5 adults
    - Eimeo State School (Joint Waste & Water session)- 54 students and 6 adults

School / Community Education Visits

- Two recycling education sessions given at Victoria Park State School. Total in 82 students and 6 teachers.

International Composting Awareness Week (ICAW) 2-8 May:

- Donated a composting bin to Kinchant Dam Outdoor Education Centre to encourage composting at the facility during International Composting Awareness Week (2-8 May). Article sent for inclusion in Focus

Greenmount Heritage Fair:

- Attended Greenmount Heritage Fair on 30 May 2010 and ran a recycling quiz with mini recycling bins given as prizes- 105 visitors filled in the quiz
- Recycling art competition entries from 2009 were placed on display
- The public were informed of the 2010 recycling art competition to be displayed at EcoExpo on 6 June where they would be able to participate in a people choice vote

Website:

- Liaised with Kylee Gilbank to update website information.

Conference / meetings:

- Met with Battery World Mackay to investigate introducing battery recycling at Mackay Regional Council.
- Attended school networking meeting with Earth Smart Science Facilitator and GBRMPA education Officer.
- Attended EcoExpo planning meeting.

Recycling Bin Inspection Program

CFT Security was to finish the bin inspection program on the 28 May however due to illness the program had to be extended until the completion date of 10 June. Results to date are as follows:

Results of two weeks of inspections: WEEKS 1, 3, 5

Day	Date	Suburb	Number inspected	Major contamination (X Sticker)	Minor contamination (Letterbox drop)
Monday	19/04/10	North Mackay	86	5	1
	03/05/10	North Mackay	126	11	8
	17/05/10	North Mackay	Nil inspections due to illness		
	31/05/10		87	13	nil
Tuesday	20/04/10	Slade Point	157	6	6
	04/05/10	Slade Point	158	16	9
	18/05/10	Slade Point	147	10	6
Wednesday	21/04/10	South Mackay	Nil inspections due to illness		
	05/05/10	South Mackay	94	14	2
	19/05/10	South Mackay	118	10	2
	02/06/10	South Mackay	113	14	6
Thursday	22/04/10	Andergrove	117	4	17
	06/05/10	Andergrove	142	19	4
	20/05/10	Andergrove	80	10	3

Friday	23/04/10	Dolphin Heads	75	2	12
	07/05/10	Dolphin Heads	72	21	nil
	21/05/10	Dolphin Heads	59	10	1
		TOTALS	1634	165	77

Results of six weeks of inspections: WEEKS 2, 4, 6

Day	Date	Suburb	Number inspected	Major contamination (X Sticker)	Minor contamination (Letterbox drop)
Monday	26/04/10	Walkerston	75	Nil	4
	10/05/10	Walkerston	103	18	1
	24/05/10	Walkerston	99	10	3
Tuesday	27/04/10	East Mackay	134	1	5
	11/05/10	East Mackay	81	18	2
	25/05/10	East Mackay	85	14	1
Wednesday	28/04/10	Seaforth	61	5	19
	12/05/10	Seaforth	73	8	3
	26/05/10	Seaforth	56	5	nil
Thursday	29/04/10	Ooralea	86	6	12
	13/05/10	Ooralea	101	17	2
	27/05/10	Ooralea	Nil inspections due to illness		
	10/05/10	Ooralea	To be done		
Friday	30/04/10	Glenella	150	5	17
	14/05/10	Glenella	144	7	nil
	28/05/10	Glenella	150	18	3
		TOTALS	1398	132	72

Note: Some residents removed contaminants on the spot and presented their uncontaminated bin for collection.

Difficulties experienced with bin inspection program:

Some residents are aware that if they remove the sticker and present the contaminated bin it will be collected. This was witnessed by the contract bin inspector and neighbours of the offending residents.

The program creates a large amount of work with administration requirements, customer enquiry requests and the need to visit residents. Often the work generated by the bin inspection program is unable to be consistently addressed, due to lack of available time by staff to do follow-up work. Often other work priorities take precedence over the work generated by this program. The recycling bin inspection program alone produces enough work to gainfully employ one person full time. At present staffing levels do not allow for this to happen.

Summary of inspection results and points for consideration:

It is assumed that a percentage of major and minor contamination is missed as the inspection only reveals items seen on top of the load and any concealed items in the bottom of the bin are missed.

MACKAY REGIONAL COUNCIL - REGULATORY FEES FOR THE YEAR 2010 / 2011

	Legislative Authority	Relevant Legislation	Fee 2010 - 2011
DEVELOPMENT SERVICES			
DEVELOPMENT ASSESSMENT			
General			
1. For a combined application or multi-use applications, the fee for the application shall be based on the fee for each component part, unless the secondary or other use is ancillary (a use/s which is necessarily associated with, but incidental and subordinate to, the particular use) or otherwise as determined by Council.			
2. The application fees contained in this schedule are based on the applicant carrying out all advertising procedures and meeting the cost thereof, including the Public Notification Signs			
3. No refund of fees will be made by Council in the event of the application lapsing (except pursuant to S266 of SPA) or Council refusing the application.			
4. Council reserves the right to request higher fees in exceptional circumstances or where there is no fee or the relevant fee will be insufficient to meet the costs incurred by Council.			
5. The value of a project is the value of works. Where any uncertainty occurs in the calculation of the value of a project, the applicant is advised to contact the Development Services Business Centre prior to lodging an application to confirm the calculation of the value of a project.			
6. Where the fee is shown as P.O.A. (Price on Application) quotations will be provided upon request to the Manager Development Assessment, in writing and including forms and building plans (1 copy)			
7. Offshore Islands inspection costs are additional to the standard fees and charges as detailed below. The required additional fee is to be negotiated with the Manager Development Assessment - Planning at the time of lodgment of an application or request that requires one or more site visits. The additional fee will incorporate travel costs and additional staff time.			
Fees payable for meetings with Council Officers			
No fee is applicable for a first meeting. All subsequent meetings relating to a particular proposal will be subject to a fee (note fee must be paid prior to confirmation of the			$600.00
MASTER PLAN APPLICATIONS			
Master Plan Application	a	SPA 09 s 129	P.O.A
PRELIMINARY/SUPERSEDED APPROVALS			
Request for application of Superseded Planning Scheme	a	SPA 09 s 95	$1,080
Preliminary Approval for a proposed development	a	SPA 09 s 260	75% of the prescribed fee (Minimum $1080.00)
Preliminary Approval to override the Planning Scheme	a	SPA 09 s 260	125% of the prescribed fee (Minimum $2685.00)
RECONFIGURING A LOT			
Approval			
For each lot as shown on a proposal plan, including Community Title Lots:-			
0 to 2 lots* (minimum fee of $1,400)	a	SPA 09 s 260	$1,400.00
3 to 5 lots* ($2,050 base fee plus $650 per lot over 3)	a	SPA 09 s 260	$2,050 plus lot rate $650.00
6 to 10 lots* ($3,950 base fee plus $600 per lot over 6)	a	SPA 09 s 260	$3,950 plus lot rate $600.00
11 to 50 lots* ($6,850 base fee plus $500 per lot over 11)	a	SPA 09 s 260	$6,850 plus lot rate $500.00
51 to 100 lots* ($26,750 base fee plus $400 per lot over 51)		SPA 09 s 260	$26,750 plus lot rate $400.00
101 to 250 lots* ($46,650 base fee plus $300 per lot over 101)		SPA 09 s 260	$46,650 plus lot rate $300.00
251 lots plus* ($94,650 base fee plus $200 per lot over 251)		SPA 09 s 260	$94,650 plus lot rate $200.00
NOTE:-			
(a) each lot (eg 5 lots into 4 lots = 4 lots or 1 lot into 5 lots = 5 lots)			
(b)*Excludes lot/s to be transferred to Council			
(c) Applications for Reconfiguration of a Lot by subdivision on land zoned Rural, where the minimum lot size proposed is less than 100ha will incur a further fee of 50% of the prescribed fee.			
(d) Applications for RoL by boundary alignment on land zoned Rural , where the original lot sizes changes by more than 20% will incur a further fee of 50% of the prescribed fee. (eg 100ha and 10ha site changes to 103ha and 7ha will incur the additional charge).			
MATERIAL CHANGE OF USE			
Mini			
Including, MCPS- Dwelling House / Residential Storage Shed, SSPS - House (including outbuildings), MSPS - Dwelling House / Oversized Shed			$630.00
Minor			
Including uses defined in the **MACKAY CITY PLANNING SCHEME** as Agriculture, Animal Husbandry, Bed and Breakfast Accommodation, Care-Takers Residence, Dependent Persons' Accommodation, Family Day Care, Forestry, Home Occupation, Home-based Business, Park, Public Utility, Roadside Stall, Stable	a	SPA 09 s 260	$1080.00 if code assessable $1200.00 if impact assessable
Including uses defined in the **SARINA SHIRE PLANNING SCHEME** as Agriculture, Animal Husbandry, Caretaker's Residence, Home Base Business, Host Home Accommodation, Open Space, Relatives Apartment, Roadside Stall, Second House, Stable, Utilities - Local	a	SPA 09 s 260	$1080.00 if code assessable $1200.00 if impact assessable

MACKAY REGIONAL COUNCIL - REGULATORY FEES FOR THE YEAR 2010 / 2011

	Legislative Authority	Relevant Legislation	Fee 2010 - 2011
Including uses defined in the **MIRANI SHIRE PLANNING SCHEME** as Agriculture, Animal Husbandry, Bed and Breakfast Accommodation, Dependant Person's Accommodation, Home-Based Business, Home Occupation, Local Utility, Stable	a	SPA 09 s 260	$1080.00 if code assessable $1200.00 if impact assessable
Small			
Including uses defined in the **MACKAY CITY PLANNING SCHEME** as Bulk Landscaping Supplies, Car Park, Dual Occupancy, Heavy Vehicle Parking, Kennels, Local Community Facility, Machinery and Vehicle Sales, Outdoor Sales Premises, Place of Worship, Plant Nursery, Rural Industry, Special Purpose, Stockyard, Vehicle Hire Premises	a	SPA 09 s 260	$2685.00 if code assessable $2980 if impact assessable
Including uses defined in the **SARINA SHIRE PLANNING SCHEME** as Aquaculture (Minor Impact), Community Facilities, Kennels, Catteries, Multiple Dwelling Unit (2 units), Plant Nursery, Vehicle Showroom	a	SPA 09 s 260	$2685.00 if code assessable $2980 if impact assessable
Including uses defined in the **MIRANI SHIRE PLANNING SCHEME** as Building or Landscaping Supplies, Carpark, Commercial Vehicle Parking, Conservation Area, Kennels, Multiple Dwelling Unit (2 units), Outdoor Sales Premises, Produce Sales, Rural Business, Stock Saleyard, Plantation Forestry, Rural Industry	a	SPA 09 s 260	$2685.00 if code assessable $2980 if impact assessable
Medium			
Including uses defined in the **MACKAY CITY PLANNING SCHEME** as Aquaculture, Bulk Store, Caravan Park, Cemetery, Child Care Centre, Concrete Batching Plant, Crematorium, Educational Establishment, Extractive Industry, Hospital, Hotel, Indoor Entertainment, Intensive Animal Husbandry, Institution, Junk Yard, Maritime Services, Telecommunication Facilities, Veterinary Hospital	a	SPA 09 s 260	$5320.00 if code assessable $5915.00 if impact assessable
Including uses defined in the **SARINA SHIRE PLANNING SCHEME** as Aquaculture (Significant Impact), Camping Ground, Caravan Park, Extractive Industry, Indoor Entertainment, Intensive Animal Industry, Licensed Premises, Nightclub, Telecommunication Facilities	a	SPA 09 s 260	$5320.00 if code assessable $5915.00 if impact assessable
Including uses defined in the **MIRANI SHIRE PLANNING SCHEME** as Animal Husbandry, Aquaculture, Caravan Park, Community Facilities, Extractive Industry, External Storage Yard, Intensive Indoor Recreation and Entertainment, Licensed Premises, Veterinary Centre	a	SPA 09 s 260	$5320.00 if code assessable $5915.00 if impact assessable
Brothel	a	SPA 09 s 260	$5320.00 if code assessable $5915.00 if impact assessable
Large (A) - Miscellaneous Use			
Including uses defined in the **MACKAY CITY PLANNING SCHEME** as Airport, Marina, Outdoor Entertainment, Rail Transport Terminal, Service Station, Sport and Recreation, Tourist Facility, Transport Depot, Transport Terminal and Material Change of Use to override the Planning Scheme to facilitate a future reconfiguration (note the value of project determined to be $40,000 per proposed future Lot)			
Including uses defined in the **SARINA SHIRE PLANNING SCHEME** as Outdoor Entertainment, Rural Tourist Facility, Service Station, Transport Depot, Utilities - Public and Material Change of Use to override the Planning Scheme to facilitate a future reconfiguration (note the value of project determined to be $40,000 per proposed future Lot)			
Including uses defined in the **MIRANI SHIRE PLANNING SCHEME** as Major Utility, Service Station, Special Purpose, Sport and Recreation and Material Change of Use to override the Planning Scheme to facilitate a future reconfiguration (note the value of project determined to be $40,000 per proposed future Lot)			
- Value of project up to $1,000,000	a	SPA 09 s 260	$5320.00 if code assessable $5915.00 if impact assessable
- Value of project greater than $1,000,000	a	SPA 09 s 260	if code assessable; $5320.00 plus 0.2% of total value of project over $1,000,000.00 or, if impact assessable; $5915.00 plus 0.25% of value over $1,000,000.00
Large (B) - Residential/Accommodation uses			
Including uses defined in the **MACKAY CITY PLANNING SCHEME** as Accommodation Units, Motel, Multiple Dwelling Units			
Including uses defined in the **SARINA SHIRE PLANNING SCHEME** as Motel, Multiple Dwelling Units (3 or more)			
Including uses defined in the **MIRANI SHIRE PLANNING SCHEME** as Accommodation Units, Multiple Dwelling Units (3 or more), Retirement Housing, Tourist Accommodation			
0 to 5 unit / keys* (For Code Assessable: minimum fee $3,350.00) (For Impact Assessable: minimum fee $3,685.00)	a	SPA 09 s 260	$3350.00 if code assessable $3685.00 if impact assessable
6 to10 unit / keys* (For Code Assessable: minimum fee $3,350.00 plus $600.00 per unit/key over 5) (For Impact Assessable: minimum fee $3,685.00 plus $660.00 per unit/key over 5)		SPA 09 s 260	If Code Assessable: $3,350.00 plus per unit/key rate If Impact Assessable: $3,685.00 plus unit/key rate
11 to 50 unit / keys* (For Code Assessable: minimum fee $6,350 plus $500 per unit/key over 10) (For Impact Assessable: minimum fee $6,985.00 plus $550.00 per unit/key over 10)		SPA 09 s 260	If Code Assessable: $6,3503.00 plus unit/key rate If Impact Assessable: $6,985.00 plus unit/key rate
51 to 100 unit / keys (For Code Assessable: minimum fee $26,350 plus $400 per unit/key over 50) (For Impact Assessable: minimum fee $28,985 plus $440 per unit/key over 50)		SPA 09 s 260	If Code Assessable: $26,350 .00 plus unit/key rate If Impact Assessable: $28,985.00 plus unit/key rate)

MACKAY REGIONAL COUNCIL - REGULATORY FEES FOR THE YEAR 2010 / 2011

	Legislative Authority	Relevant Legislation	Fee 2010 - 2011
101 units / keys plus (For Code Assessable: minimum fee $46,350.00 plus $300 per unit/key over 100) (For Impact Assessable: minimum fee $50,985.00 plus $330 per unit.key over 100)		SPA 09 s 260	If Code Assessable: $46,350.00 plus unit/key rate If Impact Assessable: $50,985.00.00 plus unit/key rate)
Large (C) - Commercial uses			
Including uses defined in the **MACKAY CITY PLANNING SCHEME** as Commercial/Retail Uses (including Catering Shop, Commercial Premises, Hardware Store, Health Care Centre, Retail Showroom, Shop, Shopping Centre,			
Including uses defined in the **SARINA SHIRE PLANNING SCHEME** as Commercial Premises			
Including uses defined in the **MIRANI SHIRE PLANNING SCHEME** as Commercial Facilities, Hardware Store, Health Care Centre, Office Building, Restaurant, Shop/Shopping Centre			
If fully contained in an existing building (no new GFA)			$2,685 plus $325 per 100m2 or part thereof over 100m2
If in a new building and code assessable	a	SPA 09 s 260	$5,320.00 plus $650 per 100m2 or part
If in a new building or impact assessable	a	SPA 09 s 260	$5,915.00 plus $725.00 per 100m2 or part
Large D) - Industrial Uses			
Including uses defined in the **MACKAY CITY PLANNING SCHEME** as Industrial Uses (including Car Repair Workshop, General Industry, Noxious, Offensive or Hazardous, Service Industry, Warehouse)			
Including uses defined in the **SARINA SHIRE PLANNING SCHEME** as Industry (Low Impact), Industry (Medium Impact), Industry (High Impact), Self Storage, Warehouse			
Including uses defined in the **MIRANI SHIRE PLANNING SCHEME** as General Industry, Light Industry, Noxious or Hazardous Industry, Repair Workshop, Warehouse			
- If code assessable	a	SPA 09 s 260	$4,025 plus $285 per 100m2 or part thereof
- If impact assessable	a	SPA 09 s 260	$2960 plus $725 per 100m2 or part thereof
If fully contained in an existing building (no new GFA)			$2,685 plus $325 per 100m2 or part thereof over 100m2
If in a new building and code assessable	a	SPA 09 s 260	$5,320.00 plus $650 per 100m2 or part therof
If in a new building or impact assessable	a	SPA 09 s 260	$5,915 plus $725 per 100m2 or part thereof
NOTE (For all Material Change of Use Applications):			
1. Multiple definition uses, the fee is the combined total of all applicable fees.			
2. Where a use is not defined in the planning scheme, the fee will be set as the use deemed most similar by the MDA-P, DDS or CEO.			
3. "GFA or part thereof" GFA is defined as per the relevant planning scheme rounded up to the next 100m2. (i.e. 450m2 GFA rounds up to 500m2)			
4. References to the Mackay City Planning Scheme, Sarina Shire Planning Scheme and Mirani Shire Planning Scheme refer to both the current and superseded planning schemes.			
COMPLIANCE ASSESSMENT			
Request for Compliance Assessment (includes first action notice)		SPA 09 s 401	$1,080.00
Requirement for second & subsequent action notice (each notice) (to be paid prior to action notice)		SPA 09 s 405,	$540.00
Referral of Compliance Assessment to Council		SPA 09 s 402,	$540.00
Request for Compliance Assessment as a condition of a approval permit		LGA 09 s 97	$630.00
CONCURRENCE AGENCY ASSESSMENT - PLANNING			
Local Heritage Place (Table 1-13)			
Building Works restricted to internal of building"	a	SPA 09 s 272 SPR 09 s 7	$630.00
All other building works"	a	SPA 09 s 272 SPR 09 s 7	$1,080.00
" In addition, if assessment by external heritage consultant is required, the cost of the consultant			
Design & Siting (Table1-19,20,21)	a	SPA 09 s 272 SPR 09 s 7	$630.00
For all other Concurrence Agency Assessment	a	SPA 09 s 272	P.O.A

MACKAY REGIONAL COUNCIL - REGULATORY FEES FOR THE YEAR 2010 / 2011

	Legislative Authority	Relevant Legislation	Fee 2010 - 2011
DEVELOPMENT ENGINEERING			
OPERATIONAL WORKS (Development Permit)			
A) Works (Future public infrastructure including some private infrastructure)			
For works including roads, drainage, earthworks, sewerage & water reticulation, and landscaping where estimated cost of works (including GST) are:-			
I) **Assessment** (Includes assessment of application and issuing of permit) (payable with application)			
Less than $20,000	a	SPA 09 s 260	Base fee $400.00
$20,000 - $200,000	a	SPA 09 s 260	2.0% of value of work
$200,000 - $500,000	a	SPA 09 s 260	$4,000 + 1.2% value of work over $200,000
$500,000 - $1,000,000	a	SPA 09 s 260	$7,600 + 0.8% value of work over $500,000
$1,000,000 - $2,000,000	a	SPA 09 s 260	$11,600 + 0.5% value of work over $1,000,000
Greater than $2,000,000	a	SPA 09 s 260	$16,600 + 0.2% value of work over $2,000,000
Reassessment of application as a result of Council issuing a second request for further information when initial information requested has not been fully addressed (applicable each time further information is requested)	a	LGA 09 s 97	25% of the current application fee
B) Other IDAS Operational Works Applications			
Application for Prescribed Tidal Works or Extractive Industries within Watercourses	a	SPA 09 s 260, LGA 09 s 97	$870.00
OPERATIONAL WORKS (Compliance Permit)			
A) Works (Future public infrastructure including some private infrastructure)			
For works including roads, drainage, earthworks, sewerage & water reticulation, and landscaping where estimated cost of works (including GST) are:-			
I) **Construction** (Includes audit & hold point inspections - not re-inspections or CCTV inspections) (payable with notice to commence work)			
Less than $20,000	a	SPA 09 s 401	Base fee $300.00
$20,000 - $200,000	a	SPA 09 s 401	1.5% of value of work
$200,000 - $500,000	a	SPA 09 s 401	$3,000 + 0.9% value of work over $200,000
$500,000 - $1,000,000	a	SPA 09 s 401	$5,700 + 0.6% value of work over $500,000
$1,000,000 - $2,000,000	a	SPA 09 s 401	$8,700 + 0.3% value of work over $1,000,000
Greater than $2,000,000	a	SPA 09 s 401	$11,700 + 0.1% value of work over $2,000,000
Re-inspection of non-conforming work	a	LGA 09 s 97	$250.00
B) Works (Future private infrastructure including some public infrastructure)			
For works including car parks, drainage, earthworks, sewerage & water connections, and landscaping where estimated cost of works (including GST) are:-			
I) **Assessment** (Includes assessment of application and issuing of permit) (payable with application)			
Less than $40,000	a	SPA 09 s 401	Base fee $400.00
$40,000 - $500,000	a	SPA 09 s 401	1.0% of value of work
Greater than $500,000	a	SPA 09 s 401	$5,000 + 0.5% value of work over $500,000
Reassessment of application as a result of Council issuing a second or subsequent action notice	a	LGA 09 s 97	25% of the current application fee
II) **Construction** (Includes audit & hold point inspections - not re-inspections or CCTV inspections) (payable with notice to commence work)			
Less than $40,000	a	SPA 09 s 401	Base fee $320.00
$40,000 - $500,000	a	SPA 09 s 401	0.8% of value of work
Greater than $500,000	a	SPA 09 s 401	$4,000 + 0.5% value of work over $500,000
Re-inspection of non-conforming work	a	LGA 09 s 97	$250.00
C) Advertising Signs			
Freestanding Billboards or Fixed Signs	a	LL78 s.8	$300.00
SUBDIVISION PLANS (Compliance Certificate)			
A) Endorsement of Subdivision Plan, including Community Title Plan, Building format, volumetric format (includes DERM valuation maintenance fee) (calculate base fee plus per lot rate)			
0 to 2 lots	a	SPA 09 s 401, SPR 09 s 19	$840.00
More than 2 lots $840 base fee plus $150 per lot over 2 lots	a	SPA 09 s 401, SPR 09 s 19	$840.00 plus lot rate
PLUS endorsement of legal documents (including leases/easements and transfer documents)	a	SPR 09 s 19, LGA 09 s 97, SPA 09 s 401	$150 per document

MACKAY REGIONAL COUNCIL - REGULATORY FEES FOR THE YEAR 2010 / 2011

	Legislative Authority	Relevant Legislation	Fee 2010 - 2011
B) Endorsement of Subdivision Plan prior to completion of works (Calculate base fee plus per lot rate) (Includes inspection of completed works and assessment of outstanding works) (Note:			
0 to 2 lots	a	SPR 09 s 19, LGA 93 s 1071A, SPA 09 s 401	$1,660.00
More than 2 lots $1,600 base fee plus $260 per lot over 2 lots	a	SPR 09 s 19, LGA 93 s 1071A, SPA 09 s 401	$1,660.00 plus lot rate
PLUS endorsement of legal documents (including leases/ easements and transfer documents)	a	SPR 09 s 19, LGA 93 s 1071A, SPA 09 s 401	$300 per document
C) Re-assessment as a result of second or subsequent action notice	a	SPR 09 s 19, LGA 93 s 1071A, SPA 09 s 401	50% of current survey plan application fee
D) Re-endorsement of Subdivision Plan	a	SPR 09 s 19, LGA 93 s 1071A, SPA 09 s 401	$300.00
E) Endorsement of Subdivision Plan in respect of leases and easements			
Base Fee	a	SPR 09 s 19, LGA 93 s 1071A, SPA 09 s 401	$155.00
PLUS endorsement of legal documents (including leases/ easements and transfer documents)	a	SPR 09 s 19, LGA 93 s 1071A, SPA 09 s 401	$150 per document
F) Application fee including endorsement of Subdivision Plan in respect of complied plans and amalgamation of existing and surveyed lots	a	SPR 09 s 19, LGA 93 s 1071A, SPA 09 s 401	$300.00
DOCUMENT (Compliance Certificate)			
Separate Assessment of Documents (including Site Based Stormwater Management Plans, Landscaping Plans and Traffic Impact Reports)	a	SPA 09 s 401	$300 per document
Re-assessment as a result of second or subsequent action notice	a	SPA 09 s 401	$150 per document
MINOR WORKS			
Works in Road Reserve			
Invert Crossing and Concrete Driveway	c	LL74s14	$170.00
Rural Access	c	LL74s14	$210.00
Bitumen Sealed Turnout/Shoulder	c	LL74s14	$210.00
Concrete Footpath	c	LL74s14	$250.00
Stormwater Connection	c	LL74s14	$105.00
Landscaping Plan	c	LL74s14	$220.00
SUNDRY MATTERS			
Expedited Request (for Code Assessable Applications only)			
No extension to Council's IDAS timeframes.			
- If request prior to Information request being issued		LGA 09 s 97	100% of current application fee
- If request past Information Request being issued and commencement of Decision Making Period		LGA 09 s 97	75% of curent application fee
Changing an Application or Appeal			
Changing Application before a decision is made: additional fee is percentage of the applicable fee at the time of request of the change, which is calculated as follows:-			
(a) If Acknowledgement Notice Issued		SPA 09 s 351, LGA 09 s 97	30% (Of current application fee)
(b) If Information Request Issued		SPA 09 s 351, LGA 09 s 97	60% (Of current appliaction fee)
(c) If Notification Stage commenced		SPA 09 s 351,LGA 09 s 97	80% (Of current application fee)
(d) If Report/Assessment Memo completed		SPA 09 s 351,LGA 09 s 97	95% (Of current application fee)
Request for Negotiated Decision Notice ($1,310.00 for first 5 conditions plus $185.00 per condition requiring change)		SPA 09 s 360, LGA 09 s 97	$1190.00 plus per condition rate over 5 conditions
Extending Period of Approval - Code and Impact Assessment	a	SPA 09 s 383, IPA 97 s 3.5.17	$630.00 or 20% of current application fee, whichever is greater
Request for a "Pre-request response notice for a proposed change of Development Approval		SPA 09 s 268	$630.00 or 20% of current application fee, whichever is greater

MACKAY REGIONAL COUNCIL - REGULATORY FEES FOR THE YEAR 2010 / 2011

	Legislative Authority	Relevant Legislation	Fee 2010 - 2011
Change of Development Approval if no "pre-lodgement response notice issued"	a	SPA 09 s 370	$630.00 or 20% of current application fee, whichever is greater
Change of Development Approval if a "pre-lodgement response notice issued"	a	SPA 09 s 370	$630.00 or 20% of current application fee, whichever is greater
Change of Condition - Code and Impact Assessment per condition requiring change ($2,520.00 for first 5 conditions plus $630.00 per condition requiring change)	a	SPA 09 s 370	$630.00 per condition requiring change
Cancel a Development Approval		SPA 09 s 379	$250.00
Change of Approval given by the Court, per condition requiring change (the actual legal costs are to be paid prior to the endorsement of the Consent Order by the Court)	a	SPA 09 s 370, LGA 09 s 97	$1,200.00 (per condition requiring change) plus ALL legal costs, including GST
Infrastructure Agreements		LGA 09 s 97	P.O.A. (based on an estimate of cost to Council to assess and/or prepare the Infrastructure Agreement
Request for consideration of plan/s to be considered "generally in accordance with" or "to confirm exempt or self assessable status".	a	LGA 09 s 97	$630.00
Refund of Application Fee when a application lapses pursuant to S266		SPA 09 s 266	30% of application fee or $400.00 whichever is greater
Refund of Application Fees when an application is withdrawn			
a) If Application submitted and preliminary clerical work completed			90% of application fee or $400.00 whichever is greater
b) If Acknowledgement notice issued			70% of application fee or $400.00 whichever is greater
c) If Information request issued			40% of application fee or $400.00 whichever is greater
d) If Notification stage commenced			20% of application fee or $400.00 whichever is greater
e) If Report/Assessment Memo commenced			5% of application fee or $400.00 whichever is greater
f) Thereafter			0%
Planning and Development Certificates			
Limited (non-urgent - 5 business days) per lot	a	SPA 09 s 737	$250.00
Limited (urgent - 3 business days) per lot	a	SPA 09 s 737	$375.00
Standard (10 business days) per lot	a	SPA 09 s 737	$980.00
Full (non-urgent - 30 business days) per lot	a	SPA 09 s 737	$1,955.00
Full (urgent - 15 business days) per lot	a	SPA 09 s 737	$2,935.00
Copies of Documents			
Purchase of publically available common material relating to an application on CD (3 business days)	a	SPA 09 s 724	$75.00
NOTE FOR SUNDRY MATTERS			
1. "Current Application " is defined as the current fee (SPA equivilent) for a particular application and for IPA Applications the fee is the equivilent SPA Fee.			
HEALTH AND REGULATORY SERVICES			
DEVELOPMENT COMPLIANCE & GOVERNANCE			
Building Approval - Class 1 & 10 (residential) (copy)	c	SPA 09 s 724	$120.00
Building Approval - Class 2 to 9 (commercial / industrial) (copy)	c	SPA 09 s 724	$150.00
NOTE: It is noted that the fee includes up to 6 sheets of A4 or A3 plans. Larger plans or extra sheets to be copies attract the scheduled fee under Miscellaneous Matters			
FINAL CERTIFICATE (FORM 21) FOR CLASS 1 AND 10 APPROVALS (RESIDENTIAL)			
Copy of Final Certificate previously issued	c	BS s54	$143.00
Issue of Final Certificate if not previously issued for building approvals prior to 1 May 1998	c	BA s54	P.O.A. (minimum fee $252.00)
Re-inspection Fee / Additional Inspection Fee	c	BA s54	P.O.A. (minimum fee $252.00)
NOTE: Where re-inspection and/or meetings are required to discuss and resolve non-conformities, further fees will apply. These will be discussed and negotiated at initial meeting / site visit.			
CERTIFICATE OF CLASSIFICATION FOR CLASS 2 TO 9 APPROVALS (COMMERCIAL/INDUSTRIAL)			
Copy of Certificate of Classification previously issued	c	BA s54	$150.00
Issue of Certificate of Classification if not previously issued for building approvals prior to 1 May 1998	c	BA s54	P.O.A. (minimum fee $252.00)
Re-inspection Fee / Additional Inspection Fee	c	BA s54	P.O.A. (minimum fee $252.00)
NOTE: Where re-inspection and/or meetings are required to discuss and resolve non-conformities, further fees will apply. These will be discussed and negotiated at initial meeting / site visit.			
FINAL CLEARANCE INSPECTION (TO REMOVE OUTSTAINDING BUILDING/PLUMBING REQUISITION)			
All Classes of Building (residential/commercial/industrial)	c	BR s123	$397.50
CONCURRENCE AGENCY ASSESSMENT - COMPLIANCE & GOVERNANCE			
Amenity & Aesthetics (Table 1-17)	a	SPA 09 s272 09 s7	$475.00
Approval to use other building for residential purposes (eg Shed) (Table 1-s18)	a	SPA 09 s272 09 s7	$1,320.00
Fire Safety Inspection - Budget Accommodation (Table 1-s22)	a	SPA 09 s272 09 s7	$1,320.00
Higher Risk Personal Appearance Services (Table 1-s23) (Health)	a	SPA 09 s272 09 s7	$475.00
Building Work for Residential Service (Table 1-s24)	a	SPA 09 s272 09 s7	$475.00
Building Work forRemoval or Rebuilding (Table 1-s25)	a	SPA 09 s272 09 s7	$475.00
Additional Inspections	a	93 s1071A LGA 09	60% of original fee
RESIDENTIAL SERVICES BUILDING INSPECTIONS - RESIDENTIAL SERVICES (ACCREDITATION) ACT			
Compliance Inspection & report	a	RS(A) 02 s29	$504.00

MACKAY REGIONAL COUNCIL - REGULATORY FEES FOR THE YEAR 2010 / 2011

	Legislative Authority	Relevant Legislation	Fee 2010 - 2011
Additional Inspections	a	RS(A) 02 s29	$252.00
BUILDING RECORDS SEARCH			
No Inspection			
(a) Vacant Land and Class 1 & 10 Buildings	c	LGAs. 1071a (c)	$157.50
(b) Class 2 to 9 Buildings (commercial/industrial)	c	LGAs. 1071a (c)	$232.00
"BUILDING WORK" LODGEMENT AND ARCHIVE FEE			
Class 1 & 10	c	BA 586	$78.00
Class 2 to 9	c	BA 586	$112.00
SWIMMING POOL FENCING			
Exemption from Swimming Pool Fencing requirements Pool fencing compliance inspections/report	c	BA 240 BA 244	P.O.A. (minimum fee $750.00) $450.00
Follow up inspection where required		BA 244	$252.00
MISCELLANEOUS			
Registration of Lawful Use			$750.00
General consulting / prelodgement advice / meetings / formal counter building advice (per meeting)			$150.00
Monthly Approval Building Listing	c	LGAs 1071a (c)	$168.00
ENVIRONMENTAL PROTECTION			
Fees for Development Approvals and Registration Certificates			
Application for assessment of a development application for 1 or more chapter 4 activities	a	EPR 116 and Schedule 10, Part 1, 1	$500.00 plus the prescribed annual fee amount for the application
Request, under the Integrated Planning Act, to do any of the following where ERA's are involved:			
(a) extend a period mentioned in s 3.5.21A for a development approval (s 3.5.22(5)(b))	a	EPR Schedule 10 Part 1,2	$305.00
(b) change a development approval, other than to change a condition imposed on the approval (s 3.5.24(4)(a)(II))	a	EPR Schedule 10 Part 1,2	$305.00
(c) change or cancel a condition imposed on a development approval (s 3.5.33(4)(b))	a	EPR Schedule 10 Part 1,2	$305.00
Application for registration of 1 or more chapter 4 activities, other than continuing chapter 4 activities (Act, s 73D(2)(b))	a	EPR Schedule 10 Part 1,3	$500.00 plus the prescribed annual fee amount for the application
Application for registration of 1 or more continuing chapter 4 activities (Act, s 73D(2)(b))	a	EPR Schedule 10 Part 1,4	$125.00
Annual fee for a development application, or registration certificate, for a chapter 4 activity for which there is no aggregate environmental score	a	EPR Schedule 10 Part 1,5	$400.00

MACKAY REGIONAL COUNCIL - REGULATORY FEES FOR THE YEAR 2010 / 2011

	Legislative Authority	Relevant Legislation	Fee 2010 - 2011
Other Fees			
Fee for late payment of an annual fee for a registration certificate	a	EPR Schedule 10 Part 1,16	$100.00
Fee for consideration of a report about a site investigation (Act, s 382) for:			
(a) land that is used exclusively for residential purposes and is not the subject of a development application - for each lot	a	EPR Schedule 10 Part 1,17	$466.00
(b) any other land - for each lot	a	EPR Schedule 10 Part 1,17	$1,048.00
Environmentally Relevant Activity Annual Fees			
M is:	a		
(a) for a development application, or registration certificate, for a relevant activity	a	EPR 120	$50.00
(b) otherwise	a	EPR 120	$100.00
Part 1 - Aquaculture and intensive animal industry			
PTYF - ERA 4 Poultry farming more than 1 000 to 200 000 birds, no aes	a	EPR Schedule 2	$400.00
PYFA - ERA 4 Poultry farming more than 200 000 birds, aes=9	a	EPR Schedule 2	$450.00
PYFB - ERA 4 Poultry farming more than 200 000 birds, aes=9, Small business	a	EPR Schedule 2	$360.00
PYFC - ERA 4 Poultry farming more than 200 000 birds, aes=9, Above compliance	a	EPR Schedule 2	$360.00
PYFD - ERA 4 Poultry farming more than 200 000 birds, aes=9, Small business & Above Compliance	a	EPR Schedule 2	$270.00
Part 2 - Chemical, coal, and petroleum products activities			
ASPM - ERA 6 Asphalt manufacturing in a year - less than 1000t of asphalt, no aes	a	EPR Schedule 2	$400.00
ASMA - ERA 6 Asphalt manufacturing in a year - 1000t or more of asphalt, aes=32	a	EPR Schedule 2	$3,200.00
ASMB - ERA 6 Asphalt manufacturing in a year - 1000t or more of asphalt, aes=32, Small business	a	EPR Schedule 2	$2,560.00
ASMC - ERA 6 Asphalt manufacturing in a year - 1000t or more of asphalt, aes=32, Above compliance	a	EPR Schedule 2	$2,560.00
ASMD - ERA 6 Asphalt manufacturing in a year - 1000t or more of asphalt, aes=32, Small business & Above compliance	a	EPR Schedule 2	$1,920.00
CHMS - ERA 8 Chemical storing the following total quantity of chemicals of class 1 or 2 combustible liquids under AS 1940 or dangerous goods class 3 under subsection (1)(c) - 10m3 to 500m3, no aes	a	EPR Schedule 2	$400.00
PPOA - ERA 12 Plastic product manufacturing 1, in a year, a total of 50t or more of plastic product, other than a plastic product mentioned in item 2, aes=28	a	EPR Schedule 2	$2,800.00
PPOB - ERA 12 Plastic product manufacturing 1, in a year, a total of 50t or more of plastic product, other than a plastic product mentioned in item 2, aes=28, Small business	a	EPR Schedule 2	$2,240.00
PPOC - ERA 12 Plastic product manufacturing 1, in a year, a total of 50t or more of plastic product, other than a plastic product mentioned in item 2, aes=28, Above compliance	a	EPR Schedule 2	$2,240.00
PPOD - ERA 12 Plastic product manufacturing 1, in a year, a total of 50t or more of plastic product, other than a plastic product mentioned in item 2, aes=28, Small business & Above compliance	a	EPR Schedule 2	$1,680.00
PPMA - ERA 12 Plastic product manufacturing 2, in a year, a total of 5t or more of carbon fibre, epoxy coating, foam, foam sandwich, mattings, resin, composite plastics or rigid fibre-reinforced plastics, aes=54		EPR Schedule 2	$5,400.00
PPMB - ERA 12 Plastic product manufacturing 2, in a year, a total of 5t or more of carbon fibre, epoxy coating, foam, foam sandwich, mattings, resin, composite plastics or rigid fibre-reinforced plastics, aes=54, Small business	a	EPR Schedule 2	$4,320.00
PPMC - ERA 12 Plastic product manufacturing 2, in a year, a total of 5t or more of carbon fibre, epoxy coating, foam, foam sandwich, mattings, resin, composite plastics or rigid fibre-reinforced plastics, aes=54, Above compliance	a	EPR Schedule 2	$4,320.00
PPMD - ERA 12 Plastic product manufacturing 2, in a year, a total of 5t or more of carbon fibre, epoxy coating, foam, foam sandwich, mattings, resin, composite plastics or rigid fibre-reinforced plastics, aes=54, Small business & Above compliance	a	EPR Schedule 2	$3,240.00
Part 5 - Fabricated metal product activities			
ABGA - ERA 17 Abrasive blasting, aes=16	a	EPR Schedule 2	$1,600.00
ABGB - ERA 17 Abrasive blasting, aes=16, Small business	a	EPR Schedule 2	$1,280.00
ABGC - ERA 17 Abrasive blasting, aes=16, Above compliance	a	EPR Schedule 2	$1,280.00
ABGD - ERA 17 Abrasive blasting, aes=16, Small business & Above compliance	a	EPR Schedule 2	$960.00
BMEG - ERA 18 Boiler making or engineering carrying out the relevant activity for producing, in a year, the following quantity of metal produc: - 200t to 10 000t, no aes	a	EPR Schedule 2	$400.00
BMEA - ERA 18 Boiler making or engineering carrying out the relevant activity for producing, in a year, the following quantity of metal product - more than 10 000t, aes=46	a	EPR Schedule 2	$4,600.00
BMEB - ERA 18 Boiler making or engineering carrying out the relevant activity for producing, in a year, the following quantity of metal product - more than 10 000t, aes=46, Small business	a	EPR Schedule 2	$3,680.00
BMEC - ERA 18 Boiler making or engineering carrying out the relevant activity for producing, in a year, the following quantity of metal product - more than 10 000t, aes=46, Above compliance	a	EPR Schedule 2	$3,680.00
BMED - ERA 18 Boiler making or engineering carrying out the relevant activity for producing, in a year, the following quantity of metal product - more than 10 000t, aes=46, Small business & Above compliance	a	EPR Schedule 2	$2,760.00
MTLF - ERA 19 Metal forming, no aes	a	EPR Schedule 2	$400.00
MTLR - ERA 20 Metal recovery - recovering less than 100t of metal in a day, no aes	a	EPR Schedule 2	$400.00
MRWA - ERA 20 Metal recovery - recovering 100t or more of metal in a day, or 10 000t or more of metal product in a year, and carrying out the relevant activity - without using a fragmentiser, aes=19	a	EPR Schedule 2	$1,900.00
MRWB - ERA 20 Metal recovery - recovering 100t or more of metal in a day, or 10 000t or more of metal product in a year, and carrying out the relevant activity - without using a fragmentiser, aes=19, Small business	a	EPR Schedule 2	$1,520.00
MRWC - ERA 20 Metal recovery - recovering 100t or more of metal in a day, or 10 000t or more of metal product in a year, and carrying out the relevant activity - without using a fragmentiser, aes=19, Above compliance	a	EPR Schedule 2	$1,520.00
MRWD - ERA 20 Metal recovery - recovering 100t or more of metal in a day, or 10 000t or more of metal product in a year, and carrying out the relevant activity - without using a fragmentiser, aes=19, Small business & Above compliance	a	EPR Schedule 2	$1,140.00

MACKAY REGIONAL COUNCIL - REGULATORY FEES FOR THE YEAR 2010 / 2011

	Legislative Authority	Relevant Legislation	Fee 2010 - 2011
MRFA - ERA 20 Metal recovery - recovering 100t or more of metal in a day, or 10 000t or more of metal product in a year, and carrying out the relevant activity - using a fragmentiser, aes=51	a	EPR Schedule 2	$5,100.00
MRFB - ERA 20 Metal recovery - recovering 100t or more of metal in a day, or 10 000t or more of metal product in a year, and carrying out the relevant activity - using a fragmentiser, aes=51, Small business	a	EPR Schedule 2	$4,080.00
MRFC - ERA 20 Metal recovery - recovering 100t or more of metal in a day, or 10 000t or more of metal product in a year, and carrying out the relevant activity - using a fragmentiser, aes=51, Above compliance	a	EPR Schedule 2	$4,080.00
MRFD - ERA 20 Metal recovery - recovering 100t or more of metal in a day, or 10 000t or more of metal product in a year, and carrying out the relevant activity - using a fragmentiser, aes=51, Small business & Above compliance	a	EPR Schedule 2	$3,060.00
MVWA - ERA 21 Motor vehicle workshop operation, aes=7		EPR Schedule 2	$700.00
MVWB - ERA 21 Motor vehicle workshop operation, aes=7, Small business	a	EPR Schedule 2	$560.00
MVWC - ERA 21 Motor vehicle workshop operation, aes=7, Above compliance	a	EPR Schedule 2	$560.00
MVWD - ERA 21 Motor vehicle workshop operation, aes=7, Small business & Above compliance	a	EPR Schedule 2	$420.00
Part 8 - Miscellaneous Activities	a		
PRNT - ERA 37 Printing, in a year, the following quantity of printed materials - 200t to 1 000t, no aes	a	EPR Schedule 2	$400.00
PRTA - ERA 37 Printing, in a year, the following quantity of printed materials - more than 1 000t, aes=22	a	EPR Schedule 2	$2,200.00
PRTB - ERA 37 Printing, in a year, the following quantity of printed materials - more than 1 000t, aes=22, Small business	a	EPR Schedule 2	$1,760.00
PRTC - ERA 37 Printing, in a year, the following quantity of printed materials - more than 1 000t, aes=22, Above compliance	a	EPR Schedule 2	$1,760.00
PRTD - ERA 37 Printing, in a year, the following quantity of printed materials - more than 1 000t, aes=22, Small business & Above compliance	a	EPR Schedule 2	$1,320.00
SCGA - ERA 38 Surface coating - anodising, electroplating, enamelling, galvanizing or using, in a year, the following quantity of surface coating materials - 1t to 100t, aes=10	a	EPR Schedule 2	$1,000.00
SCGB - ERA 38 Surface coating - anodising, electroplating, enamelling, galvanizing or using, in a year, the following quantity of surface coating materials - 1t to 100t, aes=10, Small business		EPR Schedule 2	$800.00
SCGC - ERA 38 Surface coating - anodising, electroplating, enamelling, galvanizing or using, in a year, the following quantity of surface coating materials - 1t to 100t, aes=10, Above compliance	a	EPR Schedule 2	$800.00
SCGD - ERA 38 Surface coating - anodising, electroplating, enamelling, galvanizing or using, in a year, the following quantity of surface coating materials - 1t to 100t, aes=10, Small business & Above compliance	a	EPR Schedule 2	$600.00
SCPG - ERA 38 Surface coating - coating, painting or powder coating, using, in a year, the following quantity of surface coating materials - 1t to 100t,	a	EPR Schedule 2	$400.00
Part 9 - Non-Metallic Mineral Product Manufacture	a		
CCBA - ERA 43 Concrete batching, aes=30	a	EPR Schedule 2	$3,000.00
CCBB - ERA 43 Concrete batching, aes=30, Small business		EPR Schedule 2	$2,400.00
CCBC - ERA 43 Concrete batching, aes=30, Above compliance	a	EPR Schedule 2	$2,400.00
CCBD - ERA 43 Concrete batching, aes=30, Small business & Above compliance	a	EPR Schedule 2	$1,800.00
WPTM - ERA 48 Wooden product manufacturing - fabricating, in a year, a total of 100t or more of wooden products, no aes	a	EPR Schedule 2	$400.00
Part 11 - Transport and Maritime Servies			
BMBA - ERA 49 Boat maintenance or repair, aes=17		EPR Schedule 2	$1,700.00
BMRB - ERA 49 Boat maintenance or repair, aes=17, Small business	a	EPR Schedule 2	$1,360.00
BMRC - ERA 49 Boat maintenance or repair, aes=17, Above compliance		EPR Schedule 2	$1,360.00
BMRD - ERA 49 Boat maintenance or repair, aes=17, Small business & Above compliance		EPR Schedule 2	$1,020.00
Part 12 - Waste Management			
WITT - ERA 61 Waste incineration and thermal treatment - incinerating or thermally treating waste vegetation, clean paper or cardboard, no aes	a	EPR Schedule 2	$400.00
ACCOMMODATION			
ANNUAL REGISTRATION FEES			
New Application for registration as rental accommodation - one-off fee (not refundable if Application is cancelled, withdrawn or refused)	a	LL84	$125.00
Backpackers Hostel including Hotels offering Backpackers Accommodation (plus $3 p/bed in excess of 25 beds)	a	LL84 s.5	$190.00
Boarding Houses, Lodging Houses, Tenement Houses (plus $5 p/room in excess of 10 rooms)	a	LL84 s.5	$190.00
Holiday Flats and Units (per unit)		LL84 s.5	$69.00
Resorts/Motels/Hotels (per unit) excluding Backpacking Style		LL84 s.5	$27.00
Bed and Breakfast	a	LL84 s.6	$175.00
Transfer of Registration Fee		LL84 s.5	$110.00
CARAVAN PARKS - ANNUAL REGISTRATION			
Application for registration as a caravan park - one-off fee (non-refundable if Application is withdrawn, cancelled or refused)	a	LL85	$125.00
Licence per site	a	LL85 s.4	$5.00
Transfer of Registration Fee	a		$110.00

MACKAY REGIONAL COUNCIL - REGULATORY FEES FOR THE YEAR 2010 / 2011

	Legislative Authority	Relevant Legislation	Fee 2010 - 2011
DOG - REGISTRATION FEE			
Full Fee (Entire Dog)		LL65 s.7	$110.00
Full Fee (Entire Dog) Pensioners	a	LL65 s.7	$55.00
Full Fee (Desexed Dog)	a	LL65 s.7	$45.00
Full Fee (Dangerous Dog)			$110.00
Full Fee (Menacing Dog)			$110.00
Discount Fee (Entire Dog) If paid by 30 June	a	LL65 s.7	$55.00
Discount Fee (Entire Dog) Pensioners - If paid by 30 June		LL65 s.7	$28.00
Discount Fee (Desexed Dog) If paid by 30 June	a	LL65 s.7	$23.00
Desexed Dog owned by Pensioners		LL65 s.7	$15.00
Discount Fee - Desexed Dog owned by Pensioners - If paid by 30 June		LL65 s.7	$10.00
Full Fee (Cat)		$0.00	$20.00
Replacement Tags		LL65 s.7	$10.00
If registration is applied outside of the discount period and a resident provides evidence that their animal is:-			
a) Only three (3) months of age; or			
b) Has been acquired within the last eight (8) weeks			
Then the pro rata fee in accordance with the following:			
- New registration between 1 July to 30 September		LL65 s.7	100%
- New registration between 1 October to 31 December	d	LL65 s.7	75%
- New registration between 1 January to 31 March	d	LL65 s.7	50%
- New registration between 1 April to 30 June			25%
CAT - REGISTRATION FEE			
Full Fee (Entire Cat)			$20.00
Discount Fee (If paid by 30 July 2010)			$10.00
De-sexed Cat (Amnesty for 2010/2011 year)			$0.00
DOG - RELEASE FEE			
If Registered (to release to owners)	d	LL2 s.7	$60.00
If Unregistered - Registration Fee plus	d	LL2 s.7	$220.00
(Fee to double if impounded twice in a 2 year period).	d		
PERMITS - ANIMALS			
Kennels (per premises)	d	LL2 s.7	$120.00
Additional Dogs - Exhibitor (per premises)	d	LL2 s.7	$100.00
Additional Dogs - Working Dogs (per premises)		LL2 s.7	$100.00
Pet Shops		LL2 s.7	$100.00
Regulated Dog Permit Fee (annual - In addition to Annual Registration Fee)		LL2 s.7	$400.00
Rooster Permit (per premises)	a	LL2 s.7	$120.00
FLAMMABLE & COMBUSTIBLE - Annual License Fees			
Application for the storage of handling of flammable and combustible liquids (one-off fee) (non-refundable if Application is withdrawn, cancelled or	a	DGSMR	$220.00
Classes C1 & C2 only (Combustible Liquids Only)	a		
< 10,000 L	a	DGSMR s.82	$163.00
10,000 - 25,000 L	a	DGSMR s.82	$195.00
25,001 - 60,000 L	a	DGSMR s.82	$221.00
60,001 - 100,000 L		DGSMR s.82	$254.00
100,001 - 500,000 L	a	DGSMR s.82	$280.00
500,001 - 1,000,000 L	a	DGSMR s.82	$377.00
> 1,000,000 L	a	DGSMR s.82	$501.00
Classes PGI, PGII, PGIII, C1 C2 (Flammable and Combustible)	a		
< 10,000 L	a	DGSMR s.82	$190.00
10,000 - 25,000 L	a	DGSMR s.82	$221.00
25,001 - 60,000 L	a	DGSMR s.82	$254.00
60,001 - 100,000 L	a	DGSMR s.82	$286.00
100,001 - 500,000 L	a	DGSMR s.82	$377.00
500,001 - 1,000,000 L		DGSMR s.82	$501.00
> 1,000,000 L		DGSMR s.82	$533.00
Application for amendment to licence		DGSMR s.97	$125.00
Transfer Fee	a	DGSMR s.83	$110.00
FOOD PREMISES - Annual License Fees	a		
Application for Food Business Licence - one-off fee (non-refundable if Application is withdrawn, cancelled or refused)	a	FA	$125.00
Application for amendment to licence (Food Act 2006, S74)	a		$60.00
Food - LOW	a	FA s.49	$304.00
Food - MEDIUM	a	FA s.49	$560.00
Food - HIGH	a	Fas.49	$705.00
Home Based LOW (markets only)	a	FA s.49	$50.00
Home Based MEDIUM (markets & events)		FA s.49	$60.00
Home Based HIGH (retail only or markets + events + retail)		FA s.49	$100.00
Travel to/from Inspection Tours (minimum twice yearly)	a	FA s.49	At Cost of carrier
Re-Inspection Costs (Environmental Health Issues)		FA s.49	$100.00

MACKAY REGIONAL COUNCIL - REGULATORY FEES FOR THE YEAR 2010 / 2011

	Legislative Authority	Relevant Legislation	Fee 2010 - 2011
Temporary Food Premises - Commercial			$50.00
Temporary Food Premises - Not for Profit			Nil
Large Food Events (Exempt outdoor events (concerts))		FA s.49	$205.00
Food Safety Programs (Food Act 2006, S54)			
Accreditation of Food Safety Program	a	FA	$300.00
Audit of Food Safety Program	a	FA	$450.00
FOOTPATH DINING PERMITS			
Application for Footpath Dining Permit - One-Off Fee (non refundable if application cancelled, withdrawn or refused)	a	LL75	$125.00
1-5 Tables (per annum)		LL75 s.4	$195.00
6-10 Tables (per annum)	a	LL75 s.4	$450.00
11-15 Tables (per annum)		LL75 s.4	$710.00
16 & above Tables (+ $19.00 per table above 15 tables)		LL75 s.4	(minimum) $710.00
Additional Fee per table above 15 tables			$19.00
Footpath Dining - Use of Parking Bays per space (per annum)	a	LL75 s.5	$3,200.00
Transfer Fee	a	LL75	$120.00
ITINERANT AND STATIC VENDORS			
Application for Static and/or Itinerant Vendor Permit - One-Off Fee (not refundable is application cancelled, withdrawn or refused)	a	LL75	$125.00
Itinerant Vendors Permit (per annum)		LL75 s.4	$770.00
Casual Itinerant Vendors (per day)		LL75 s.4	$120.00
Static Vendors Permit (plus relevant regulated parking fees) (per annum) MINOR	a	LL75 s.4	$737.00
Casual Static Vendors Permit (plus relevant regulated parking fees) (per day)		LL75 s.4	$120.00
Transfer Fee		LL75	$125.00
ABANDONED VEHICLES			
Release and Towing Fee	a	NEW	$208.00
PLACE OF PUBLIC AMUSEMENTS			
Application for Registration - One-Off Fee (non refundable if application cancelled, withdrawn or refused)		LL71	$125.00
Annual Licence Fees			
Skating Rinks	a	LL71 s.4	$250.00
Picture Theatres (per annum)	a	LL71 s.4	$402.00
Amusement Arcade (per annum)	a		
up to 10 machines	a	LL71 s.4	$182.00
11-20 machines	a	LL71 s.4	$317.00
over 20 machines		LL71 s.4	$552.00
Place of Public Amusement (e.g. dance halls etc.) (per annum)	a	LL71 s.4	$125.00
Outdoor Function (Concerts) (Refund 25% if event application is withdrawn, event cancelled or permit not approved	a	LL71 s.4	$397.00
Transfer Fee		LL71 s.4	$125.00
SKIN PENETRATION (High Risk Personal Appearance) - Annual Licence			
Application for licence		PHA	$125.00
Annual Licence Fee			$372.00
PIGGERIES - Annual Licence Fee			
Piggery	a	LL65 s.6	$140.00
SWIMMING POOLS - PUBLIC USE			
Application for Permit - One-Off Fee (non refundable if application cancelled, withdrawn or refused)		LL84	$125.00
Annual License Fee (Motels, Caravan Parks, Resorts etc) (Mackay only - no applicable law for Sarina or Mirani)	a	LL84	$177.00
Swimming Pools Fencing Standards (ASA Booklet)	a	LL81 s.8	Nil
Transfer Fee		LL84	$125.00
PLAN PROCESSING FEES - ALL LICENCED PREMISES	a		
Application for Plan Processing - New Premises		Various	$252.00
Application for Plan Processing - Alterations to Existing Premises		Various	$170.00
RE-INSPECTIONS - ALL LICENCED PREMISES (WHERE NOT SPECIFIED ELSEWHERE)	d		
POUND FEES			
Rates of Damage (Impounding by Private Persons)			
For every head of horses, cattle, camels, goats, swine or sheep		LL2 s.7	$180.00
Rates of Damages (Impounding by Local Government)			
For every head of horses, cattle, camels, goats, swine or sheep		LL2 s.9	$180.00
Driving, Leading or Transport Charges			
(Payable for in respect of driving, leading or transporting any animal to the Pound)			
For every trip by transportation vehicle (per km)		LL2 s.7	$10.00
Poundage			
(Payable in respect of each and every animal impounded, for each day or part thereof during which such animal is impounded)			
For every head of horses, cattle, camels, goats, swine or sheep (per day)		LL2 s.7	$15.00
Sustenance Rates			
(Payable in respect of each and every animal impounded, for each day or part thereof during which such animal is impounded)			
For every head of horses, cattle, camels, goats, swine or sheep (per day)	a	LL2 s.7	$15.00

Page 11

MACKAY REGIONAL COUNCIL - REGULATORY FEES FOR THE YEAR 2010 / 2011

	Legislative Authority	Relevant Legislation	Fee 2010 - 2011
STABLES			
Annual License Fees <6 stalls		LL65 s.5	$150.00
Annual License Fees >6 <12		LL65 s.5	$225.00
Annual License Fees >12		LL65 s.5	$300.00
FINANCIAL SERVICES			
RATES AND PROPERTY SEARCHES			
Rates Search in respect of each separately surveyed parcel of land of the Local Government Act 1993:-			
(a) Registered Proprietor and Postal Address	c	LGAs. 1071a(c)	$ 23.00
(b) Registered Proprietor, Postal Address, Property Description, Rates Details and Requisitions recorded on file (Up to 7 day turnaround)	c	LGAs. 1071a(c)	$ 117.00
(c) Epathway Certificate - Registered Proprietor, Postal Address, Property Description, Rates Details and Requisitions recorded on file (1 working day turnaround)	c	LGAs. 1071a(c)	$ 100.00
Change of Ownership Fee (transfer of property per assessment only except for transfer by death to partner)	b	LGAs. 1071a(b)	$ 61.00
ENGINEERING SERVICES			
ASSET SERVICES			
Application Fee Under Local Law 3 - Gates and Grids on Roads	c	SLL3.s1	$ 256.00
Works in Road Reserve			
Temporary Road Closure			
- Short Term (Less than 24 hours)	c	LL74s14	$ 146.00
- Long Term (More than 24 hours)	c	LL74s14	$ 185.00
- Extension of either Short Term or Long Term Application	c	LL74s14	$ 146.00
Permit for Alteration/Improvements to Roads (Shipping containers, Rubbish Skips etc)	c	LL74s14	$ 236.00
Irrigation Pipes	c	LL74s14	$ 192.00
Underground Utility Service Crossing	c	LL74s14	$ 162.00
Boat Mooring	c	LL74s14	$ 52.00
Tracked Cane Harvester Crossing			
- Change of Permit Details	c	LL74s14	
- New Crossing Details	c	LL74s14	$ 192.00
Landscaping Plan	c	LL74s14	$ 210.00
Use of Roads for Regulated Purposes (Storage of Materials on Roads)	c	LL74s14	$ 236.00
PARKS AND FACILITIES			
Cemeteries			
Search of records when written reply is required for inquiries other than information concerning further burials or purchase of land	c	LGAs 1071a(c)	$ 121.00
WATER & WASTE			
SOLID WASTE DISPOSAL			
Waste Removal Approval (Annual Fee):-			
Major	a	EPA 369	$ 1,109.00
Small	a	EPA 369	$ 237.00
Garden Waste Removal	a	EPA 369	$ 237.00
Pathological/Biomedical Waste Removal	a	EPA 369	$ 237.00
WATER SUPPLY			
Conservation Measures Exemption Fee		WA 2000	$ 65.00
Irrigation Systems (Backflow Prevention)			
Application Fee	a	WA 2000	$ 37.00
Scrutiny of Plans (each review, plans prepared by Applicant)	a	WA 2000	$ 56.00
Inspection (per hour; minimum 1 hour)	a	WA 2000	$ 71.00
Backflow Prevention Devices			
Registration/License Fee (per device)	a	WA 2000	$ 55.00
Registration/License Fee (per additional device on site)	a	WA 2000	$ 47.00
Testing Fee			
- One device	a	WA 2000	$ 120.00
- Each additional device	a	WA 2000	$ 50.00
SEWERAGE			
Building Over Sewers			
Building Over Sewers Application Assessment Fee	a	WA s.823	$ 400.00
CCTV Inspection			
CCTV Inspection - Building Over Sewer Application (including pre and post inspection). Excluding Traffic Control if Required.	a	WA 823	$ 1,500.00
Demolition Works - Disconnection of Services			
Disconnection of house drainage service (excluding excavation and backfilling)	a	SPDR s.33	$ 600.00
Disconnection of house drainage service (including excavation and backfilling). Less than 2 meters Depth	a	SPDR s.33	$ 1,500.00
Disconnection of house drainage service (including excavation and backfilling). Greater than 2 meters Depth	a	SPDR s.33	Quotation

MACKAY REGIONAL COUNCIL - REGULATORY FEES FOR THE YEAR 2010 / 2011

	Legislative Authority	Relevant Legislation	Fee 2010 - 2011
PLUMBING APPLICATION FEES			
The fee structure includes one inspection of all mandatory inspection stages as noted in the development permit. In the event additional inspections become necessary, the relevant additional/re-inspection fee will apply and must be paid prior to the service.			
NB: Plumbing Applications require quality plans that address all required aspects of the applicable legislation.			
Where the fee is shown as Price on Application (POA) quotations can be provided on request.			
A 100% surcharge applies to all retrospective development applications, that is plumbing works already commenced and/or completed.			
The installation of 'required' water meters in class 2 to 9 buildings are considered as fixtures and will be charged at fixture rates.			
Note: All Plumbing Applications require professional quality plans detailing compliance with all the relevant aspects of Queensland Government Plumbing Legislation at time of lodgment.			
DWELLING AND OUTBUILDING CLASS 1 & 10			
NEW DWELLING			
1-6 fixtures	a	SBL/SPDR or WA	$ 621.00
7-10 fixtures	a	SBL/SPDR or WA	$ 803.00
Over 10 fixtures (plus additional $50.00 per fixture)	a	SBL/SPDR or WA	$803 plus $50 / fixture
UNITS Class 1 - To be calculated based on number of fixtures per detached units [e.g. 6 detached units with 9 fixtures each unit - $803.00 per unit 6 units = $4,818.00])			
GENERAL ADDITIONS AND ALTERATIONS (CLASS 1 & 10)			
Up to 2 fixtures	a	SBL/SPDR or WA	$ 327.00
3-4 fixtures	a	SBL/SPDR or WA	$ 516.00
Over 4 fixtures	a	SBL/SPDR or WA	As per new dwelling fees
COMMERCIAL/INDUSTRIAL - CLASS 2 TO 9			
NEW CLASS 2-9 DEVELOPMENTS			
First 10 fixtures	a	SBL/SPDR or WA	$ 854.00
10-50 fixtures (plus additional $50.00 per fixture over 10)	a	SBL/SPDR or WA	$854 plus $50 / fixture
Over 50 fixtures	a	SBL/SPDR or WA	P.O.A.
DETACHED UNITS - To be calculated based on number of fixtures per detached units [e.g.. 6 detached units with 9 fixtures each unit - $854.00 per unit x 6 units $5,124.00]) MULTI STOREY UNITS - To be calculated based on total number of fixtures [see above - Class 2 - 9 developments])			
ALTERATIONS AND ADDITIONS TO CLASS 2-9			
One fixture only	a	SBL/SPDR or WA	$ 327.00
Up to 3 fixtures	a	SBL/SPDR or WA	$ 516.00
Over 3 fixtures up to 5 fixtures	a	SBL/SPDR or WA	$ 578.00
Over 5 fixtures	a	SBL/SPDR or WA	As per New Class 2-9 Developments
OFF SHORE ISLANDS "PLUMBING WORKS"			
Off shore islands plumbing and drainage inspection costs are additional to the standard fees and charges as detailed above. The required 'special' arrangements are to be negotiated at the time of lodgment and will form part of the conditions of approval. This will incorporate travel costs.			P.O.A.
AMENDED PLANS			
Basic Amendment (Class 1 and 10 only)	a	SBL/SPDR or WA	$ 141.00
Substantial Amendment (Class 1 and 10 only)	a	SBL/SPDR or WA	$ 283.00
Class 1b & 2-9	a	SBL/SPDR or WA	P.O.A.
NB: Basic amendments does not include additional fixtures.			
ADDITIONAL / RE-INSPECTION FEE			
Additional / Re-inspection Fee	a	SBL/SPDR or WA	$ 227.00
MISCELLANEOUS FEES AND CHARGES			
Replace/redirect house drainage	a	SBL/SPDR or WA	$ 227.00
Disconnect hour drain point(s)	a	SBL/SPDR or WA	$ 227.00
Install swimming pool backwash (one application)	a	SBL/SPDR or WA	$ 227.00
ON-SITE SEWERAGE SYSTEM OR GREY WATER REUSE SYSTEM			
On-site sewerage system or grey water reuse system (not in conjunction with a new building)			$ 277.00
TRADE WASTE RELATED FITTINGS & FIXTURES			
Installation of up to 5 water meters (Trade Waste Discharge)	a	SBL/SPDR or WA	$ 227.00
Installation of more than 5 water meters (Trade Waste Discharge)	a	SBL/SPDR or WA	$227 (plus $53 per meter > 5 meters)
Installation of up to 5 Dry Basket Arrestors	a	SBL/SPDR or WA	$ 227.00
Installation of more than 5 Dry Basket Arrestors	a	SBL/SPDR or WA	$227 (plus $53 per DBA > 5 DBAs)
Replace grease interceptor	a	SBL/SPDR or WA	$ 331.00
Installation of up to 5 backflow prevention devices	a	SBL/SPDR or WA	$ 227.00
Installation of more than 5 backflow prevention devices	a	SBL/SPDR or WA	$227 (plus $53 per BPD > 5 BPDs)
MISCELLANEOUS			
Inspections			
Inspection for supervision of external works per hour			
- Supervisor/inspector (per hour)			$ 102.00
- Engineer (per hour)			$ 121.00
House Drainage			
House Drainage - Class I and X + Minor Class II to IX			$ 23.00
House Drainage - Class II to IX			$ 39.00

MACKAY REGIONAL COUNCIL - COMMERCIAL AND OTHER CHARGES FOR THE YEAR 2010/11

	Proposed Fee incl. GST 2010/11
DEVELOPMENT SERVICES	
STRATEGIC PLANNING SERVICES	
Development Manuals	
Planning Scheme	
Planning Scheme Codes, Policies and Zoning Maps - CD Format Only »»» Pick Up from Council	$ 75.00
Planning Scheme Codes, Policies and Zoning Maps - CD Format Only »»» Posted out by Council	$ 85.00
Superseded Planning Schemes	
Planning Scheme Planning Policies, Zoning Maps and Strategic Plan - CD Format Only »»» Pick Up from Council	$ 75.00
Planning Scheme Planning Policies, Zoning Maps and Strategic Plan - CD Format Only »»» Posted out by Council	$ 85.00
Developer Contributions - MACKAY CITY PLANNING SCHEME	
Transport Network - $ per Vehicles Per Day (VPD)	Refer to Planning Scheme Policy 16.01 - Transport Network Contributions Policy
Parks and Community Lands - $ per Equivalent Person (EP)	Refer to Planning Scheme Policy 16.02 - Parks Contributions Policy - Public Parks and Community Land (PPCL) - Developer Contribtuions
Water Supply - $ per Equivalent Tenement (ET) Sewerage - $ per Equivalent Tenement (ET)	Refer to Planning Scheme Policy 16.03 - Water and Sewerage Infrastructure Contributions Policy
Stormwater - $ per Imprevious Hectare (Imp. Ha.)	Refer to Planning Scheme Policy 16.04 - Stormwater Trunk Infrastructure Contributions Policy
Developer Contributions - MIRANI SHIRE PLANNING SCHEME	
Water Supply - $ per Equivalent Tenement (ET)	Refer to Planning Scheme Policy 1 - Developer Contributions for Water Supply and Sewerage Headworks
Sewerage - $ per Equivalent Tenement (ET)	Refer to Planning Scheme Policy 1 - Developer Contributions for Water Supply and Sewerage Headworks
External Roadworks - $ per Equivalent Tenement (ET)	Planning Scheme Policy 2 - Developer Contributions for External Roadworks Indexed to March 2010 - RBCI Queensland 170.8
First 5 ETs	$ 2,698.00
Next 15 ETs	$ 2,112.00
Next 30 ETs	$ 1,525.00

MACKAY REGIONAL COUNCIL - COMMERCIAL AND OTHER CHARGES FOR THE YEAR 2010/11

	Proposed Fee incl. GST 2010/11
Additional ETs Thereafter	$ 938.00
Parkland - $ per Equivalent Tenement (ET)	Planning Scheme Policy 3 - Developer Contributions for Parkland Indexed to March 2010 - CPI All Groups Brisbane 176.0
First 50 ETs	$ 1,399.00
Additional ETs Thereafter	$ 727.00
Developer Contributions - SARINA SHIRE PLANNING SCHEME	
Parkland - $ per Equivalent Tenement (ET)	Planning Scheme Policy 3 - Provision of Parks Indexed to March 2010 - CPI All Groups Brisbane 176.0
All Residential, Commercial and Industrial Purposes	$ 1,337.00
Water Supply - $ per Equivalent Tenement (ET)	Refer to Planning Scheme Policy 10 - Water Supply & Sewerage Headworks - Works External & Works Internal
Sewerage - $ per Equivalent Tenement (ET)	Refer to Planning Scheme Policy 10 - Water Supply & Sewerage Headworks - Works External & Works Internal
External Roadworks - $ per Equivalent Tenement (ET)	Planning Scheme Policy 12 - External Roadworks Contributions Indexed to March 2010 - RBCI Queensland 170.8
2.1 Armstrong Beach and Freshwater Point localities	$ 2,147.00
2.3 Mountneys Road	$ 13,314.00
2.5 Eversleigh Road	$ 3,678.00
2.6 Middle Creek Road	$ 10,100.00
2.9 Tara Creek Road	$ 9,555.00
2.10 Louisa Creek Road	$ 1,642.00
2.11 Cliftonville Road	$ 16,669.00
2.12 Rileys Road	$ 17,215.00
2.13 Landing Road	P.O.A.
2.14 West, Jackson and Hill Streets	$ 768.00
2.15 East Funnel Creek Road	$ 7,514.00
2.16 Murrays/Cotters Road	$ 9,314.00
2.17 Triggers Lane	P.O.A.
2.18 Bellas Road	$ 17,068.00
2.19 Muller Road	$ 15,954.00
2.20 Campbells Road	$ 12,464.00
2.21 Thompsons Road	$ 6,669.00
2.22 Courtneys Gap Road	$ 16,499.00

MACKAY REGIONAL COUNCIL - COMMERCIAL AND OTHER CHARGES FOR THE YEAR 2010/11

	Proposed Fee incl. GST 2010/11
2.23 Greetham Street	$ 9,913.00
2.24 Bally Keel Road	$ 8,587.00
2.25 Ventons Road	$ 8,475.00
2.26 Grasstree/Zelma areas	$ 3,408.00
2.26 Grasstree Road	$ 2,921.00
2.26 Innsirles Road	$ 2,792.00
2.26 Sarina Beach area	$ 1,038.00
2.26 Campwin Beach area	$ 1,754.00
2.27 H Atherton Road	$ 6,927.00
2.28 Smart Road	$ 3,918.00
2.29 Salonika Beach area streets	$ 2,956.00
2.29 Half Tide area streets	$ 944.00
2.30 Rocky Dam Road	$ 16,323.00
DEVELOPMENT SERVICES	
DEVELOPMENT ASSESSMENT - PLANNING	
COMPLIANCE AND GOVERNANCE - BUILDING FEES	
1. Where the fee is shown as POA (Price on Application) quotations will be provided upon request to the Manager Development Assessment - Planning, in writing and including forms and building plans (1 copy) 2. Important Note: All fees are exclusive of the prescribed archive fee contained in the Regulatory Fees and Charges 3. GST applies to all Building Fees 4. No refund of fees will be made by Council in the event of the application lapsing or Council refusing the application 5. A 100% surcharge applies to all retrospective development applications that is building works already commenced and/or completed 6. The fee structure includes one inspection of all mandatory inspection stages as noted in the Development Permit. In the event additional inspections become necessary, the relevant additional/re-inspection fee will apply and must be paid prior to the service being provided. 7. Offshore islands' inspection costs are additional to the standard fees and charges as detailed below. The required additional fee is to be negotiated with MDA-P at the time of lodgement of an application or request that requires one or more site visits. The additional fee will incorporate travel costs and additional staff time. 8. Applications that are not well made will incur a further application fee of 50% of the quoted fee. Guidelines have been prepared in relation to this matter. A well made application will need to be a properly made application (IPA 3.2.1) and include the correct property and owner information, supporting documentation and correct number of copies.	
Building Fees - Class 1a	
New Dwellings	P.O.A.(Minimum $2200)
Alterations and/or additions to dwelling	P.O.A.
Building Fees - Class 1b, and 2 to 9	
Class 1b and 2 to 9	P.O.A.
Alterations and/or additions - Class 1b and 2 to 9	P.O.A.
Building Fees - Class 10	

MACKAY REGIONAL COUNCIL - COMMERCIAL AND OTHER CHARGES FOR THE YEAR 2010/11

	Proposed Fee incl. GST 2010/11
Class 10 (including domestic sheds, garages, carports, shade sails, pergolas, retaining walls, masts, tanks, tank stands, swimming pool fences or the like)	P.O.A.(Minimum $700)
General Demolition or Removal	
Class 1 to 10	P.O.A.
Amended Plans Class 1 to 10	
Plan Amendment (Class 1 to 10)	P.O.A.
Extension of Currency Period for "Building Work"	
Class 1 to 10	$ 700.00
NB: Applications must be made within the currency period - six (6) month effect only	
Cancellation of a Development/Approval Application	
Miscellaneous Administrative Matters	$ 220.00
Proposed Change of Building Application	
Proposed change of building classification	
Pre-lodgement Advice and/or Consultancy Work	
General consulting/pre-lodgement advice/meetings/formal counter advice/appointments, including site visits etc (minimum consultation fee plus $210 per hour of officer time)	$ 40.00
Additional/Re-Inspection	
Additional/Re-Inspection Fee	$ 220.00
Final Certificate (Form 21) for Class 1 & 10 Approvals	
Issue of Final Certificate of Classification if not previously issued for building approvals post to 1 April 1998	P.O.A.
HEALTH AND REGULATORY SERVICES	
SALE OF DOGS RELEASE FEES	
Male (plus Rego)	$ 65.00
Female (plus Rego)	$ 95.00
Desexed dogs sold to new owners within Council area (plus Rego)	$ 50.00
Sold to new owner within Council Area (Half cost of desexing plus desexed registration)	$ -
Sold to new owner outside Council	$ 50.00
Sustenance and care per day	$ 15.00
Prosecution - settled out of Court	$ 470.00
CATS RELEASE FEES	
Cats - Release fee to owner	$ 70.00
Sold to new owner (desexed)	$ 70.00
EQUIPMENT HIRE	
Anti Barking Collar Hire (all inclusive) (per week)	$ 30.00
Additional Hire of Anti Bark Collars (per week)	$ 30.00
Refundable Deposit (Cat trap)	$ 70.00
Hire of Dog/Cat Traps (per week)	$ 20.00
SERVICE PROVISION - FOOD DESTRUCTION	
Unsound Food Destruction Service Fee (excludes disposal)	$ 90.00
Disposal of Unsound Food Fee	$ 85.00
WATER SAMPLES	

MACKAY REGIONAL COUNCIL - COMMERCIAL AND OTHER CHARGES FOR THE YEAR 2010/11

	Proposed Fee incl. GST 2010/11
Private Water Samples - Bacteriological	$ 199.00
Private Water Samples - Chemical	$ 199.00
OVERGROWN ALLOTMENTS	
(Cost + 50%) with minimum charge	$ 448.00
REGULATED PARKING	
Permit for extended use of Parking Bay **(per day or part)**	$ 25.50
Permit for the use of Commercial Loading Zone - Private Vehicle Registration	$ 120.00
Permit for the use of Commercial Loading Zone - Commercial Vehicle Registration	$ 40.00
HEALTH SERVICES	
Environmental Health Property Search - physical inspection in relation to health matters only for Class 2 to 9 Buildings (per registered/licensed premises)	$ 245.00
Health Search - Inspection (5 days) - single license activity on premises (Refund 50% if application withdrawn and/or no licenced activity on the premises	$ 105.00
Health Search - Inspection (fast track, 2 days) - single license activity on premises (Refund 25% if application withdrawn and/or no licenced activity on the premises	$ 295.00
Health Search - Inspection (5 days) - multiple license activity on premises (eg accommodation, food, pool) (Refund 50% if application withdrawn and/or no licensed activity at the premises	$ 295.00
Health Search - Inspection (fast track - 2 days) - multiple license activity on premises (eg accommodation, food, pool) (Refund 25% if application withdrawn and/or no licensed activity at the premises	$ 395.00
Health Requisition Enquiry (5 days) (Refund 25% if application withdrawn)	$ 45.00
Health Requisition Enquiry (fast track 2 days) (Refund 25% if application withdrawn)	$ 145.00
Pest Management Property Search (Declared Plants) (Land Protection - Pest & Stockroute Management - Act 2002)	$ 200.00
CORPORATE SERVICES	
WATER CERTIFICATES	
Special meter reading fee (Advice within 7 days) (including application fee of $25.00)	$ 63.00
ePathway Certificate - Special meter reading fee (Advice within 2 working days) (including application fee of $25)	$ 63.00
Special meter reading fee (Advice required within 48 hrs) (including application fee of $25.00)	
ADMINISTRATION	
COPYING CHARGES	
Photocopying Charges	
Black and White (per page)	$ 1.10
Colour (per page)	$ 1.10
Faxing of Documents First Page	$ 1.10
- Each Additional Page	$ 1.10
INFORMATION SERVICES	
GEOGRAPHIC INFORMATION SYSTEM MAPS	
A4 size	$ 13.00
A3 size	$ 20.00
A0/A1 size	$ 38.00
A4 Map Booklet	$ 21.00

MACKAY REGIONAL COUNCIL - COMMERCIAL AND OTHER CHARGES FOR THE YEAR 2010/11

	Proposed Fee incl. GST 2010/11
DIGITAL CADASTRAL DATA BASE	
Base Price (plus)	$ 95.00
100 parcels or part thereof	$ 8.00
(cost includes consumables and postage where applicable)	
EXTRACTION COSTS FOR DIGITAL DATA	
Standard rate of $38 per MB up to a maximum of $2,449 per data set, see examples below	$ 2,500.00
- DCDB - 66MB	$ 2,500.00
- Roads - 8MB	$ 312.00
- Water features - 17 MB	$ 663.00
- Suburb Boundaries - 0.5 MB	$ 19.50
- Building Outlines - 12 MB	$ 468.00
- Contours - (181 MB - so default maximum charge)	$ 2,500.00
CORPORATE COMMUNICATIONS	
Mackay Revisited (soft cover)	$ 36.00
Mackay Revisited (hardcover)	$ 50.00
Where to Live Guide	
River City	
ARTSPACE MACKAY	
ROOM HIRE/STAFF FEES	
Seminar Room (Only during Business Hours - Sunday to Tuesday, 8.30am-5.00pm - Meetings, Workshops, Seminars etc (maximum 50 people)	
Hire Fee Per Day	$ 144.00
Hire Fee Per Half Day	$ 75.00
Foyer and Seminar Room (After Hours - 6.00pm-12.00am)	
Community and Professional/Commercial Organisations, Private Functions, includes one staff person per day (refer to fees for staff)	$ 420.00
Exhibition Gallery, Foyer and Seminar Room (After Hours - 6.00pm-12.00am)	
Private Functions - per day (refer to fees for staff)	$ 822.00
Exhibition Gallery (During Business Hours - Sunday to Tuesday, 8.30am-5.00pm, maximum 50 people - by negotiation only)	
Community and Professional/Commercial Organisations, Private Functions, not including cost of media advertising closure of building, per day (refer to fees for staff)	$ 2,854.00
Artspace Staff	
One staff member to be present at all time during occupancy (cost included in hire fee). Functions catering for more than 100 guests will require an additional staff member/security guard per 100 guests (rate per hour for each additional staff member from 5.00pm-10.00pm)	$ 47.00
Technical Staff	
Erection and removal of any banners/signs/decorations, lighting to be conducted by Artspace Mackay Technical staff (per hour)	$ 47.00
Late Opening Fee	
10.00pm-12.00am (overtime rate, per hour, per staff member)	$ 89.00
Bond	
Cost of cleaning will be deducted (minimum $75.00)	$ 315.00

MACKAY REGIONAL COUNCIL - COMMERCIAL AND OTHER CHARGES FOR THE YEAR 2010/11

	Proposed Fee incl. GST 2010/11
ORGANISED WORKSHOPS AND COURSES	
Professional Development (per seminar)	
Full Fee	$ 47.00
Concession	$ 30.00
Saturday Children's Art Club (Age 6-12 years)	
Tuition Fee Per Term (Term 2.5 hours x 6 weeks, 1 Term = 6 classes)	$ 128.00
Adult Education Classes (Practical)	
Tuition Fee Per Term (Term 2.5 hours x 6 weeks, 1 Term = 6 classes) Full Fee	$ 179.00
Concession * (per Term)	$ 159.00
Adult Education Classes (Life Drawing) (Includes a Life Model each week)	
Tuition Fee Per Term (Term 2.5 hours x 6 weeks, 1 Term = 6 classes) Full Fee	$ 194.00
Concession * (per Term)	$ 172.00
Adult's Workshop	
Full Fee (approximately 4.5 hours)	$ 65.00
Concession * (approximately 4.5 hours)	$ 48.00
Children's Workshop	
Full Fee (2 hours) - No concessions available	
Adult One Day Master Class	
Full Fee (per day)	$ 111.00
Concession * (per day)	$ 92.00
School Group Workshop	
Full Day	$ 480.00
2 hours	$ 207.00
1 hour	$ 139.00
* Concessions are available to students, seniors and health care card holders; Volunteer Friends of Artspace Mackay; Friends of the Mackay Entertainment Centre; Friends of Mackay City Library; Friends of Greenmount; Members of Flying Arts Inc.; Museums Australia Inc.; Regional Galleries Association of Queensland. Other concessions may be made available at discretion of Director Artspace Mackay. Course fees may exceed those above at the discretion of the Director Artspace Mackay, where the cost of running the course or use of specialist expertise justifies a higher charge.	
TOWN HALL	
Room Hire - Functions	
Hire Fee Per Day	$ 144.00
Hire Fee Per Half Day	$ 77.00
Hire Fee Per Week	$ 325.00
Bond (any cleaning costs deducted)	$ 132.00
LIBRARY SERVICES	
LIBRARIES	
Book Reservation Fee (for each item reserved)	
Replacement Library Card Fee	$ 4.00
Book Fines (per item per day) Maximum $10.00 per person	$ 0.10

MACKAY REGIONAL COUNCIL - COMMERCIAL AND OTHER CHARGES FOR THE YEAR 2010/11

	Proposed Fee incl. GST 2010/11
Book Fines - Quick Reads	$ 1.00
Lost or Damaged Replacement books	Charge to be determined by Librarian, dependent on replacement costs
Inter Library Loan Request Fee (for each item)	Nil
Inter Library Loan Request Fee (for each item where lending institution charges)	$ 13.20
Photocopying (A4) (per page)	$ 0.20
Photocopying (A3) (per page)	$ 0.40
Printing (A4) - back to back	$ 0.40
Printing (A3) - back to back (per page)	$ 0.80
Printing (A4) - own paper (per page)	$ 0.15
Colour Printing (A4)	$ 1.00
Colour Printing (A3) (per page)	$ 2.00
Microfilm printing (A4) (per page)	$ 0.40
Faxing of Documents - Local - First Page	$ 4.00
Faxing of Documents - Local - Subsequent Pages	$ 1.00
Faxing of Documents - STD - First Page	$ 4.00
Faxing of Documents - STD - Subsequent Pages	$ 1.00
Faxing of Documents - International - First Page	$ 8.00
Faxing of Documents - International - Subsequent Pages	$ 2.00
Laminating (ID) (per page)	$ 1.00
Laminating (A4) (per page)	$ 2.00
Laminating (A3) (per page)	$ 3.50
Internet Access Fee (per half hour after the first hour - which is free of charge) (Library Members)	$ 3.00
Internet Access Fee (per half hour after the fifteen minutes - which is free of charge) (Non-Members)	$ 3.00
Internet Access Fee (Wireless Internet Access) - 1 hour	$ 2.00
Internet Access Fee (Wireless Internet Access) - 90 Mins	$ 3.00
Internet Access Fee (Wireless Internet Access) - 3 hours	$ 5.00
Research fee (to be charged to non members - per hour) and after the first hour for members	$ 40.00
Book fines are not charged to Home Library Service customers	NIL
GORDON WHITE LIBRARY MEETING ROOM CHARGES	
CATEGORY 1 USERS - (Non Profit Community Groups, Activities that are compatible with and complimentary to the Library's role of development print and computer literacy and supporting education and lifelong learning opportunities, Mackay Regional Council related activities	
Annual Booking Fee	$ 10.00
Hire of Data Projector	$ 60.00
CATEGORY 2 USERS - (Non-Profit community Groups not category one, Service Clubs, Irregular activities such as AGM's, Special Meetings, Training)	
Per Day (Maximum 9 hours)	$ 55.00
CATEGORY 3 USERS	
Full Day	$ 200.00
Half Day	$ 160.00
Per Hour	$ 55.00

MACKAY REGIONAL COUNCIL - COMMERCIAL AND OTHER CHARGES FOR THE YEAR 2010/11

	Proposed Fee incl. GST 2010/11
GREENMOUNT HISTORICAL HOMESTEAD	
Adult	$ 6.00
Children - School Groups (This includes all participants of tours e.g. teachers, parents etc)	$ 2.00
Concession card holders	$ 4.00
Function Bookings	
Refundable Deposit	$ 110.00
Fee	$ 115.00
RECREATION SERVICES	
AQUATIC FACILITIES	
Memorial & Pioneer Pools	
Admission Charges	
Children under 3 Years	
Children (Primary and Secondary school only - student identification is required at time of entry/purchase to be shown as proof)	$ 3.00
Adults	$ 4.00
Pensioner (Pensioner Cards are required at the time of entry/purchase to be shown as proof)	$ 3.00
Non-Swimmer	$ 2.50
Member Passes	
12 months - Child (Primary and Secondary school only - student identification is required at time of entry/purchase to be shown as proof)	$ 180.00
12 months - Adult	$ 260.00
12 months - Family (Medicare Card required as proof)	$ 565.00
6 months - Child/Pensioner	$ 95.00
6 months - Adult	$ 145.00
6 months - Family	$ 320.00
Discount Passes	
Multi Visit Pass (Adult) (Not applicable to organisations, facilitators, instructors and coaches)	$ 30.00
Hire	
Pool Hire Per Hour (Swimming Carnival, incorporates staff charges)	$ 115.00
Pool Hire Per Hour (Club Nights, incorporates staff charges)	$ 85.00
Space Hire - per hour for 1 lanes (Minimum Hire: 1 Hour)	$ 10.00
Area Hire - per hour (Approximately 16m x 3 lanes; designated area for group recreational/training purposes) (Minimum Hire: 1 Hour)	$ 15.00
Obstacle Course Hire "Mission Inflatable" - Per Hour (Minimum Hire: 2 hours - incorporates staff charges)	$ 170.00
Obstacle Course Hire "Nautilus" - Per Hour (Minimum Hire: 2 hours - incorporates staff charges)	$ 120.00
Obstacle Course Fee per Participant (when organised by Council) - excludes admission charges	$ 3.00
General Inflatable Toy Hire - Per Hour ($10.00 Deposit)	$ 3.00
Houseboat Inflatable Toy Hire - Per Hour ($20.00 Deposit)	$ 6.00
Water Noodles Hire - Per Hour ($5.00 Deposit)	$ 3.00
Note: Admission charges do not apply to Pool Hire activities, however admission fees do apply to space hire, area hire and obstacle course hire	
Swimming Lessons	

MACKAY REGIONAL COUNCIL - COMMERCIAL AND OTHER CHARGES FOR THE YEAR 2010/11

	Proposed Fee incl. GST 2010/11
Learn to Swim per Lesson (Preschool and School Age Per Child)	
1st Child	$ 13.50
2nd Child	$ 12.50
3rd Child	$ 11.50
Learn to Swim per Term (bulk payment, per child) - 10% discount on standard class term price when paid prior to commencement of lessons / on day of first lesson	
Mini Squad (top level Learn to Swim)	
1st Child	$ 13.50
2nd Child	$ 12.50
3rd Child	$ 11.50
Mini Squad per Term (bulk payment, per child) - 10% discount on standard class term price when paid prior to commencement of lessons / on day of first lesson	
Parents and Babies per lesson (1/2 hour class)	$ 11.50
Parents and Babies per Term (bulk payment, per child) - 10% discount on standard class term price when paid prior to commencement of lessons / on day of first lesson	
Adult Squad (per Person per Activity)	$ 7.50
Intensive School Holiday Program (5 x 1/2 hr lessons over 5-day period) Bulk payment required.	$ 55.00
School Lessons - (Swim & Survive Program) - per Student per Lesson (Incorporates admission fee and lesson fee)	$ 6.00
Adult Learn to Swim and Stroke Correction (half hour session)	$ 27.00
Orcas Squad Training	
Per session, per child	$ 12.00
10 sessions per child	$ 120.00
20 sessions per child	$ 240.00
Orcas 4 Week Block Payments	
1 swimmer per family	$ 120.00
2 swimmers per family	$ 200.00
3 swimmers per family	$ 250.00
4 swimmers per family	$ 300.00
Group Lessons with coach - includes lane / space hire (peak season - Spring/Summer) - excludes admission charge	
Bulk group bookings - maximum 10 people per lesson (per hour)	$ 90.00
Bulk group bookings - 10 - 20 people per lesson (per hour)	$ 120.00
Bulk group bookings - 20+ people per lesson (per hour)	$ 150.00
Group Lessons with coach - includes lane / space hire (off peak season - Autumn/Winter) - excludes admission charge. 10% discount on all peak season booking prices.	
Bulk group bookings - maximum 10 people per lesson (per hour)	$ 81.00
Bulk group bookings - 10 - 20 people per lesson (per hour)	$ 108.00
Bulk group bookings - 20+ people per lesson (per hour)	$ 135.00
Mirani Pool	As per Direct Consultation with Lessee Under Lease Conditions
Sarina Pool	As per Direct Consultation with Lessee Under Lease Conditions
PROPERTY SERVICES	
PENSIONER COTTAGE RENTALS	

MACKAY REGIONAL COUNCIL - COMMERCIAL AND OTHER CHARGES FOR THE YEAR 2010/11

	Proposed Fee incl. GST 2010/11
Beaconsfield/Bucasia/Macarthur Street/Walkerston/Mirani/Finch Hatton/Sarina	
Single	
Double	
NOTE: These fees are set by the Department of Housing guidelines and are liable to change from time to time.	
COMMUNITY CENTRES AT BAKERS CREEK, THE LEAP, SLADE POINT, ANDERGROVE, SEAFORTH, NORTHERN BEACHES AND WALKERSTON	
Hire (8.00am to 12.00am midnight)	$ 200.00
Hire (hire of facility on the night before function - 6.00pm to 12.00am midnight)	$ 95.00
Per Hour Hire	$ 23.00
(Refundable Bond)	$ 420.00
School Awards Night	
Hire (non profit) (Note: Normal fees apply if profit is being made) (6 hour period)	$ 56.00
(Refundable Bond non-profit)	$ 420.00
School Concerts	
Hire	$ 200.00
Refundable Bond	$ 420.00
Sporting Clubs (including Martial Arts Sessions & Indoor Bowls)	
Grading/Social Events (5 hour period)	$ 84.00
Hire (8.00am to 12.00am midnight)	$ 200.00
Bond for Grading Days	$ 420.00
Training Sessions (per hour)	$ 23.00
Charities	
Charities (Registered Charities - i.e. Red Cross) (4 hour period)	$ 56.00
(Refundable Bond - Charities)	$ 69.00
Business Activities	
Training and Workshops (per hour)	$ 25.00
Bond (refundable)	$ 420.00
Sales generated through workshops/training (per hour)	$ 50.00
Bond (refundable)	$ 420.00
Weight Watchers	$ 25.00
Indoor Bowls (per hour)	$ 25.00
Exercise Classes (per hour)	$ 25.00
Exercise Classes for profit (per hour)	$ 25.00
Dance classes for profit (per hour)	$ 25.00
Bowen Therapy Clinic (per hour)	$ 25.00
Bowen Therapy Clinic (per hour)	$ 25.00
Meetings	
One only (per hour)	$ 23.00
Regular Meetings (2 hr session)	$ 19.00
Clinic - Community Health	
Facilities Charge (in addition to the above)	

MACKAY REGIONAL COUNCIL - COMMERCIAL AND OTHER CHARGES FOR THE YEAR 2010/11

	Proposed Fee incl. GST 2010/11
Cold Room	$ 51.00
Kitchen	$ 45.00
Light morning/afternoon teas (use of urn only)	$ 8.00
Crockery (per piece, SEAFORTH HALL ONLY)	$ 2.00
Microphone (where available per meeting/session)	$ 15.00
Bain Marie	$ 45.00
BBQ (fixed, Seaforth and Northern Beaches only)	$ 17.00
Church services/meetings (per session) - Maximum 4 hr session	$ 29.00
Playgroups (maximum 4 hour session)	$ 17.00
GP Clinic (Per hour)	$ 23.00
COMMUNITY CENTRE - MIRANI	
Hire rate per hour (normal hire)	$ 15.00
Hire rate per hour (Business / Income generating activity)	$ 21.00
Half Day Hire (i.e. either morning until 12 noon or afternoon until 5.30pm)(Max 5 hours)	$ 45.00
Full Day Hire (i.e. all day until 5.30pm)	$ 89.00
Hire (hire of facility on the night before function)	$ 42.00
Night Hire (from 6.00pm)	$ 89.00
Senior Citizens (**Special Rate**)	$ 23.00
Refundable Bond (to be applied for all functions) NB. GST will apply to any bond monies required to be held	
Where no food or drink is to be served	$ 89.00
Where food or drink is to be served and no alcohol to be served	$ 200.00
Where alcohol is to be served	$ 399.00
(Bond to be refunded provided hall is left in a clean and tidy condition and there is no damage or breakages etc)	
COMMUNITY CENTRE - SARINA	
Evening Hire	$ 111.00
Day Hire	$ 111.00
Part Day Hire (Per Hour)	$ 29.00
Kitchen	$ 63.00
Use of Cups, Saucers, Urn only	$ 34.00
Coldroom - Night Before	$ 27.00
Bar (Non-Profit)	$ 63.00
Bar (Profit)	$ 128.00
Take Away Rubbish	$ 63.00
Air Conditioning (per hour or part thereof)	$ 11.00
P.A. System - Basic Hire (No Microphones)	$ 30.00
P.A. System - (Plus 1 Microphone)	$ 76.00
P.A. System - (Plus 2 Microphones)	$ 98.00
Bond (To be applied to all functions)	$ 174.00
Cleaning	$ 58.00
Cleaning of Chairs & Tables if not completed by Hirer (Per hour)	$ 37.00
COMMUNITY CENTRE - HOEY STREET	
Up to 4 hours Hire	$ 23.00

MACKAY REGIONAL COUNCIL - COMMERCIAL AND OTHER CHARGES FOR THE YEAR 2010/11

	Proposed Fee incl. GST 2010/11
Full Day Hire	$ 45.00
(Prices inclusive of use of Council Facilities available at Centre)	
SEAFORTH RECREATION CENTRE	
Hire rate per hour / per room of facility	$ 10.00
SARINA BAND HUT	
Up to 4 hours Hire	$ 23.00
Full Day Hire	$ 45.00
(Prices inclusive of use of Council Facilities available at Centre)	
(Prices do not apply to the Sarina Band or associated activities)	
YOUTH CENTRE - SARINA	
Hourly Rate for Hire of Facility	$ 17.00
MUSEUMS	
Mirani	
Museum Admission Charges	
Adult	$ 5.00
Children to 12 years (Pre-School no Charge)	$ 2.00
Adult Group Concessions (10 or more)	$ 4.00
Groups + Morning Tea	$ 6.00
Primary School Children Group Concession (10 or more)	$ 1.00
Photographs	
Copies (Negatives exist)	$ 5.00
Copies (No Negatives held - includes service fee to create negative)	$ 8.00
Laminating Charges	
A4 size	$ 7.00
A3 size	$ 8.00
Poster (700mm x 1m)	$ 14.00
Sarina	
Museum Admission Charges	Gold Coin Donation
Groups + Morning Tea	
Hire of Community Sign (Per week)	$ 6.00
CARAVAN PARK (MIRANI)	
SUGAR SHED (SARINA)	
Entry Fees	
Adult	$ 18.00
Child (up to 15 years)	$ 9.00
Children up to 5 years old	
Family Package (2 Adult & 2 Children)	$ 42.00

MACKAY REGIONAL COUNCIL - COMMERCIAL AND OTHER CHARGES FOR THE YEAR 2010/11

	Proposed Fee incl. GST 2010/11
Group Tour Package (Min 5 Adult)	$ 15.00
School (Special Rate) (Per child, 2 Teachers Free)	$ 8.00
Pensioner/Senior Card Holders (ID Required)	$ 15.00
Hire of the Facilities (Per day)	$ 122.00
CSR Plane Creek Mill and CSR Ethanol Employees for Worksite Inductions	
Mackay Tourism Promotional Inspections (Media)	
API Discount - $3.00 off Adult Family Concession	$ 15.00
- $2.00 off Pensioner Concession	$ 13.00
- $1.00 off Child Concession	$ 8.00
LIGHTING AT SPORTS RESERVES	
Wren Street Oval	
Main Field use (per hour)	$ 9.00
Norris Road Ovals	
Training Field per field (per hour)	$ 11.00
John Breen Park	
Main Oval per hour (per hour)	$ 9.00
McLennan Park, Walkerston	
Cycle Track (12 x 2000 wmh & 2 x 250) (4) per tower (per hour)	$ 11.00
BMX track (5 x 1000 wmh) (1 x 1500 wqi) (2 x 500 wqi) (4 x 400wmv) (per hour)	$ 11.00
Cricket Nets (per hour)	$ 9.00
(There is a combination of light types used here)	
Seaforth Tennis Court	
Public (Per Hour)	$ 14.00
Tennis Coach/Coaching Clinic	$ 11.00
ENGINEERING SERVICES	
ASSET SERVICES	
WATER AND SEWERAGE PLANS	
Water/Sewer/Drainage Depth/Location Plan for individual allotment where information available	$ 26.00
Water/Sewer/Drainage Depth/Location Plan for individual allotment where field location required	
Water/Sewer/Drainage Depth/Location plan for more than one allotment	
PARKS AND ENVIRONMENT	
PARKS AND ENVIRONMENT ADMINISTRATION	
Contractor Access Bond - To be paid following approval by Manager Parks and Environment (ONLY)	$ 2,757.00
Inspection for Development Approval purposes (per visit)	$ 111.00

MACKAY REGIONAL COUNCIL - COMMERCIAL AND OTHER CHARGES FOR THE YEAR 2010/11

	Proposed Fee incl. GST 2010/11
ALL PARKS INCLUDING BLUEWATER QUAY (Q150)	
Admission Fee Event (per day)	$ 2,484.00
Bond refundable	$ 2,484.00
Events (with no fee being charged to public) (per event)	$ 1,245.00
Bond refundable	$ 1,243.00
Displays for Non Commercial Purposed Only - Refundable Bond	$ 252.00
Charitable Functions -Refundable Bond (Must show proof of registry as a charitable organisation)	$ 252.00
Bluewater Quay (Q150)	
Function Venue (one day/night) only permitted in assication with a Conference OR a MRC Function	$ 300.00
Refundable Bond	$ 599.00
MACKAY REGIONAL BOTANIC GARDENS	
Administration Building Meeting Room	
- Hire of Meeting Room to environmental, horticultural or similar operational group (per 4 hours)	$ 25.00
- Hire of Meeting Room to other groups, organisations or companies (per 4 hours)	$ 102.00
Hanging Fee per exhibition	$ 126.00
Lagoon Gallery/Deck	
Function Venue (one day/night)	$ 300.00
Refundable Bond	$ 599.00
Ground Hire for Social Function (Groups over 10 people)	
Hire	$ 67.00
Building Surrounds	
Cleaning Charges	$ 34.00
Commercial Promotions	
Photographic/Film Locations	$ 641.00
Refundable Bond	$ 1,245.00
Equipment Hire - Additional to Venue Hire	
Whiteboard	$ 10.00
Data Projector	$ 65.00
Refundable Bond	$ 373.00
Television/Video	$ 15.00
Refundable Bond	$ 373.00
Education Program	
Education Program per person	$ 4.00
Frame Hire Weekly (per frame)	$ 5.00
WEDDING HIRE FEES	
Botanic Gardens, Queen's, Pioneer Promenade, MEC Grounds & Fountain & Mulherin Park & Bluewater Quay (Q150)	$ 140.00
All other parks (including beaches, fountains, laneways)	$ 70.00
CAMPING FEES - Camping Reserves	
Daily Site 10 x 6 (up to max of 6 persons per site)	$ 20.00
Weekly Site 10 x 6 (up to a max of 6 persons per site)	$ 90.00
Additional Persons (adult or child per site)	$ 11.00
School Groups/Non Profit Community Groups/Clubs per head per stay	$ 6.00

MACKAY REGIONAL COUNCIL - COMMERCIAL AND OTHER CHARGES FOR THE YEAR 2010/11

	Proposed Fee incl. GST 2010/11
CEMETERIES	
(Purchase of land payable at time of Burial unless previously reserved)	
Purchase of Land 8 x 4	$ 700.00
Administration Fee/Recording Fee for Vault or Mausoleum Burial	$ 125.00
Burial Fees	
8 x 4 Grave Preparation	$ 860.00
8 x 4 Child under 8 years	$ 460.00
After normal Cemetery hours Monday - Friday normal fee + actual cost of overtime - with a minimum fee	$ 155.00
For a burial in urgent or extenuating circumstances only on a Saturday, Sunday or Public Holiday normal fee + actual cost of overtime with a minimum fee	$ 600.00
Exhumation	$ 2,880.00
Extra for hand dig grave due to inaccessible location	$ 250.00
Maintenance fee on unused reserve lot (per annum)	$ 170.00
Headstone Application Fee	$ 20.00
Burial of Ashes:-	
In ground	$ 130.00
In Columbarium - single	$ 410.00
In Columbarium - double	$ 790.00
Garden of Memories - cost of preparation and plaque	$ 260.00
Burial of Ashes in Garden of Memories	$ 135.00
Flower receptacle (Mt Bassett)	
Supply and installation	$ 50.00
Replacement Inner	$ 25.00
Banners - Erection of (includes hanging and dismantling of banners)	
Banners Victoria Street (per Banner) Max exposure 2 week duration	$ 175.00
Banners Gordon Street or similar (up to 5 poles)	$ 435.00
Banners Gordon Street (Extras to the above (per pole))	$ 89.00
Hire of Council Banner (Victoria St Only) (painting cost to be at Customers Expense)	$ 65.00
WATER AND WASTE	
WATER	
Connections	
20mm water meter connection – ≤ 5 working days (single meter per property only)	$ 837.00
20mm water meter connection – ≤10 working days (single meter per property only)	$ 740.00
20mm water connection - <5 working days (property with existing meter)	
20mm water connection - <10 working days (property with existing meter)	
Meters greater than 20mm	
Install underground meter box on new service	$ 205.00
Install underground meter box on existing service	$ 406.00
Conversion of below ground stop cock to above ground DN20	$ 225.00

MACKAY REGIONAL COUNCIL - COMMERCIAL AND OTHER CHARGES FOR THE YEAR 2010/11

	Proposed Fee incl. GST 2010/11
Meter Refund Charge DN20 (meter, stop cock, nut & tails)	$ 132.00
Meter Refund Charge DN25 (meter, stop cock, nut & tails)	$ 132.00
Replacement meter DN20 (meter only inclucing installation)	$ 139.00
Replacement meter DN25 (meter only inclucing installation)	$ 258.00
Demolition Works - Disconnection of Service	
Disconnection of water service (20mm only)	$ 144.00
Disconnection of water service (>20mm only)	
Failure to notify Mackay Water of demolition requiring disconnection	$ 250.00
Repair of Damaged Water Meter Assembly	
Repair of damaged water meter assembly DN20 (run-over meter)	$ 210.00
Repair of damaged water meter assembly DN25 (run-over meter)	$ 270.00
Water Meter Testing	
Measured test by approved facility (sent to Erisbane) for meter sizes DN20 & DN25	$ 151.25
Measured test by approved facility (sent to Erisbane) for meter sizes DN32 & DN40	$ 201.85
Measured test by approved facility (sent to Erisbane) for meter sizes DN50 & DN80	$ 277.20
Measured test by approved facility (sent to Erisbane) for meter sizes DN100 & DN150	$ 464.20
Measured test by approved facility (sent to Erisbane) for meter sizes > 150 - by Quote only	
Extended testing at Mackay Water Depot for meter sizes DN20 & DN25	$ 196.00
Testing at Manufacturers Factory for meter sizes DN32-80 plus cost of meter capsule if internal inspection necessary	$ 258.00
Pressure and Flow Testing	
Hydrant Pressure and flow test – per location	$ 301.00
Water Service pressure and flow test - per location	$ 301.00
Tap Rewashering (per tap)	
Rewashering taps for Aged Pensioners – each tap (on production of Pensioner Entitement Card) ($50.00 community service obligation)	$ 12.00
Backflow Prevention Devices	
Repairs to devices - per hour (minimum one hour) plus parts	$ 93.00
Audit of premises for backflow devices - per hour (minimum one hour)	$ 93.00
Location of Services	
On-site Location of Services - per hour (minimum one hour)	$ 257.00
Sales of Bulk Water from Hydrant	
For construction purposes	
For filling Swimming pools	
Policy - Supply of Bulk Water by Standpipe	
Bulk water for construction purposes may be supplied via a metered standpipe installed by Mackay Water personnel or by persons approved by Mackay Water staff, a deduction for any outstanding charges or costs associated with damaged equipment will be charged to the customer. Water Consumption Log Books issued by Mackay Water with standpipes as a condition for use must be returned by the due date.	
Charges shall be assessed as follows:	
Accurate daily meter readings shall be kept and supplied to Mackay Water on a monthly basis. Bonds will be released upon return of metered standpipe in good condition and upon full settlement of rental fees and consumption charges.	
Bond payable - held in Trust until termination of rental agreement - Written application for refund must be made for all applications	$ 1,680.00

MACKAY REGIONAL COUNCIL - COMMERCIAL AND OTHER CHARGES FOR THE YEAR 2010/11

	Proposed Fee incl. GST 2010/11
Bulk water for filling swimming pools may be supplied via a metered standpipe installed by Mackay Water personnel or by persons approved by Mackay Water staff, a deduction for any outstanding charges or costs associated with damaged equipment will be charged to the customer.	
Bond payable - held in Trust until termination of rental agreement	$ 300.00
Bulk water charge will be as per the rate adopted for the financial year by Council under the Revenue Policy.	
Standpipe Hire Rate are as follows: -	
- Daily rental (must be returned by 15:30 on Friday to avoid weekend charges)	$ 14.00
- Weekly rental	$ 66.00
- Annual (conditions apply)	$ 1,642.00
Penalty for late return of standpipe or failure to submit monthly log books:	
First day late	$ 65.00
Every day late thereafter	$ 14.00
SEWERAGE	
Connections	
DN150 jump up - new connection (excluding excavation and backfilling)	$ 1,103.00
DN150 jump up - new connection (including excavation and backfilling to a maximum 2.5m)	$ 1,588.00
DN225 jump up - new connection	
Other Services (including alterations/upgrading)	
Connection to manhole - new connection (labour & plant only, excluding excavation and backfilling)	Quote
Maintenance Access Chamber Level Adjustment	
Raise or lower Precast or Insitu Maintenance Hole ≤100mm	$ 882.00
For each additional 50mm or part thereof - add extra (max. 1000mm)	$ 166.00
Location of Services	
On-site Location of Services - per hour (minimum one hour)	$ 262.00
CCTV Inspection & Reporting	
High Pressure Cleaning & Vacuum Debris Removal per meter (prior to CCTV)	$ 36.00
≤200m – per hour	$ 144.00
≥200m:	
DN100-750	
CCTV Site Establishment Fee	$ 1,155.00
CCTV Inspection (per hour)	$ 304.00
CCTV Plant and Equipment Hire (per hour)	$ 37.00
>DN750	
Additional CCTV inspection due to non-conforming work - (Refer to Water and Waste Regulatory Fees and Charges Operational Works - IDAS Applications	$ 277.00
Liquid Waste Fees & Charges	
Septic tanks contents disposal to Council Treatment Plant (per kilolitre)	$ 143.00
Disposal of Septic Waste After Hours Callout Fee (minimum 1.5 hours)	$ 214.00
Trade Waste Fees and Charges	
Application Fee - Category 1 / 2 / 3 Generator	$ 517.00
Home Based Food preparation (Domestic) application and first year approval fee	$ 139.00
Annual Approval Fee - First Year - Category 1 Generator (included in Application Fee)	

MACKAY REGIONAL COUNCIL - COMMERCIAL AND OTHER CHARGES FOR THE YEAR 2010/11

	Proposed Fee incl. GST 2010/11
Annual Approval Fee - First Year - Category 2 Generator	$ 515.00
Annual Approval Fee - First Year - Category 3 Generator	$ 1,697.00
Annual Approval Fee - Category 1 Generator	$ 139.00
Annual Approval Fee - Category 2 Generator	$ 515.00
Annual Approval Fee - Category 3 Generator	$ 1,207.00
Trade Waste Standard Site Visit	$ 116.00
Alteration to existing Trade Waste Approval	$ 144.00
Council Pump Out Fee (excludes tanker and volume charges)	$ 287.00
WATER AND WASTE WATER MODELING	
Water and Waste Water Modeling	
LABORATORY SERVICES	
NOTE: Individual test prices will be discounted subject to : volume, frequency and or customer requests for testing packages	
Physical	
pH	$ 9.00
Conductivity	$ 9.00
Turbidity	$ 9.00
Colour - Apparent	$ 14.00
Colour - True	$ 16.00
Specific - Gravity	$ 14.00
Solids - Total	$ 25.00
Solids - Suspended	$ 20.00
Solids - Total Dissolved	$ 25.00
Solids - Volatile & Suspended	$ 37.00
Chemical Tests	
Alkalinity	$ 14.00
Alkalinity - Bicarbonate, Carbonate, Hydroxide	$ 20.00
Chlorine (free)	$ 14.00
Chlorine (total)	$ 14.00
Chloride	$ 27.00
Sulphate	$ 27.00
Fluoride	$ 27.00
Hardness - Total	$ 39.00
Hardness - Calcium	$ 20.00
Hardness - Magnesium	$ 20.00
Oxygen Dissolved	$ 9.00
Oxygen (Biological Demand) BOD 5	$ 50.00
Oxygen (Chemical Demand) COD	$ 27.00
Total Organic Carbon	$ 47.00
Anionic Surfactants	$ 77.00
Oil and Grease	$ 83.00
Total Hydrocarbons (Freon Extractable)	$ 91.00
Langelier Index (pH, EC, Ca, Alkalinity)	$ 55.00

MACKAY REGIONAL COUNCIL - COMMERCIAL AND OTHER CHARGES FOR THE YEAR 2010/11

	Proposed Fee incl. GST2010/11
Microbiological Tests	
Protozoa Microscopic Examination (Identification)	$ 58.00
Coliforms - Membrane Presumptive	$ 39.00
Coliforms - Confirmed	$ 77.00
Faecal Coliforms - Membrane Presumptive	$ 39.00
Faecal Coliforms - Confirmed Faecal, E-Coli	$ 77.00
Heterotrophic Plate Count	$ 39.00
Gram, Neisser Staining - Filamentous Bacteria Identification	$ 102.00
FIA Tests	
Nitrogen - TKN, NH3, Nox	$ 65.00
Nitrogen - Ammonia	$ 27.00
Nitrogen - Oxidised (Nox)	$ 27.00
Nitrogen - Total Kjeldahl Nigrogen (TKN)	$ 47.00
Phosphorus - Total & Ortho	$ 39.00
Phosphorus - Total	$ 27.00
Phosphorus - Ortho (Filterable Reactive Phosphorus	$ 27.00
Ion Chromatography Tests	
IC Suite (F, Cl, NO2, BR, NO3, PO4, SO4)	$ 57.00
As individual ion species	$ 27.00
Organic Acids	
Atomic Absorption Metals Test	
Analysis - individual element	$ 27.00
Analysis - subsequent element	$ 14.00
Arsenic, Mercury, Selenium	$ 77.00
Treatment Plant Assistance Testing	
Volatile Acids - Department of Local Government Method	$ 52.00
Water Testing	
Distilled Water per Litre	$ 3.00
Doionised Water >16MΩ per Litre	$ 4.00
Miscellaneous Charges	
Batch charge / administration and reporting fee (Minimum of $20.00 plus GST at current rate)	
Sample pick up (Minimum charge of 1 hour)	$ 65.00
Onsite sampling / monitoring per person per hour, including use of field equipment and travel. (Minimum charge of 1 Hour)	$ 102.00
24 Hour turnaround (100% of cost)	
48 Hour turnaround (50% of cost)	
Re-issue of reports	$ 34.00
Hire of equipment (Minimum charge of 2 Hours)	
Odour logger per hour	$ 14.00
Odour logger per day	$ 65.00
Odour logger per week	$ 254.00
Autosampler per hour	$ 14.00

MACKAY REGIONAL COUNCIL - COMMERCIAL AND OTHER CHARGES FOR THE YEAR 2010/11

	Proposed Fee incl. GST 2010/11	
Autosampler per day	$	65.00
Autosampler per week	$	254.00
Boat hire per hour inclusive sampling monitoring per person and including field equipment and travel	$	128.00
Turn Around Time (TAT) Rules		
Standard TAT is 10 working days unless otherwise specified. TAT requests less than this may occur a surcharge		
WASTE SERVICES		
PAGET WASTE STATION Household/Domestic		
HOUSEHOLD/DOMESTIC		
Sedan, Station Wagon or 4x4 with rear seats upright (below net waste mass of 1 tonne) (per vehicle)	$	6.00
Sedan, Station Wagon or 4x4 with rear seats lowered (below net waste mass of 1 tonne) (per vehicle)	$	8.00
Utility Vehicle or Flat-Top (below net waste mass of 1 tonne) (per vehicle)	$	10.00
Trailer (Below Net Waste Mass of 1 tonne) (per trailer)	$	10.00
All Other Vehicles (per tonne)	$	108.90
Asbestos disposed of by a resident (maximum amount 250 kg) due to EPA Legislation	$	85.25
* Household/Domestic disposal may be a cumulative combination of the fees. For instance, a sedan containing waste for disposal which is towing a trailer containing waste for disposal would incur a fee of $16.00. This option charges for all mixed domestic waste except for clean green waste.		
HOUSEHOLD CLEAN GREEN WASTE		
Sedan, Station Wagon or 4x4 with rear seats upright (below net waste mass of 1 tonne) (per vehicle)	$	4.00
Sedan, Station Wagon or 4x4 with rear seats lowered (below net waste mass of 1 tonne) (per vehicle)	$	5.00
Utility Vehicle or Flat-Top (below net waste mass of 1 tonne) (per vehicle)	$	6.00
Trailer (Below Net Waste Mass of 1 tonne) (per trailer)	$	6.00
All Other Vehicles (per tonne)	$	63.80
* Household/Domestic green waste will be a cumulative combination of the fees. For instance, a sedan containing green waste for disposal which is towing a trailer containing green waste for disposal would incur a fee of $10.00.		
Note: Tyres will not be accepted for disposal at the Paget Waste Management Centre. Unwanted tyres should be delivered to the Recycling and Resource Recovery section, where fees will be charged accordingly.		
PAGET WASTE STATION Commercial		
COMMERCIAL GREEN		
General Green (per tonne) *	$	63.80
Tree stumps / Branches > 0.5m diameter (per tonne) *	$	77.00
* The tonnage rates applies, however the minimum charge is $6.00		
COMMERCIAL		
General Commercial (per tonne) *	$	108.90
Polystyrene loads greater than 5 cubic metres (per cubic meter)	$	121.00
Asbestos disposed of at Paget (per tonne) maximum amount of 250 kg)	$	341.00
Retrieval and copy of waste transaction	$	14.30
* The tonnage rates applies, however the minimum charge is $10.00		
HOGAN'S POCKET Commercial		
Hogan's Pocket Gate Charge (per tonne)	$	84.70
SPECIAL		
Putrescrible/Offensive/Noxious Wastes (per tonne)	$	169.40
Requested deep burial, eg legal records, insurance claims (per tonne)	$	169.40

MACKAY REGIONAL COUNCIL - COMMERCIAL AND OTHER CHARGES FOR THE YEAR 2010/11

	Proposed Fee incl. GST 2010/11
Emergency After-Hours Disposal of Putrescible/Offensive/ Noxious Wastes - Opening Fee	$ 1,119.80
Emergency After-Hours Disposal of Putrescible/Offensive/ Noxious Wastes - Per Hour after First Hour (per hour)	$ 407.00
Approved Contaminated Soil (per tonne)	$ 198.00
Asbestos disposed of at Hogan's Pocket (per tonne)	$ 198.00
Other Approved Contaminated Materials (per tonne)	$ 198.00
OTHER WASTE FACILITIES (INCLUDING HOUSEHOLD GREEN WASTE)	
Household/Domestic	
Sedan, Station Wagon or 4x4 (below net waste mass of 1 tonne) (per vehicle)	$ 6.00
Sedan, Station Wagon or 4x4 with rear seats lowered (below net waste mass of 1 tonne) (per vehicle)	$ 8.00
Utility Vehicle or Flat-Top (below net waste mass of 1 tonne) (per vehicle)	$ 10.00
Trailer (Below Net Waste Mass of 1 tonne) (per trailer)	$ 10.00
All Other Vehicles (per m3)	$ 37.00
Household Clean Green Waste	
Sedan, Station Wagon or 4x4 (below net waste mass of 1 tonne) (per vehicle)	$ 4.00
Sedan, Station Wagon or 4x4 with rear seats lowered (below net waste mass of 1 tonne) (per vehicle)	$ 5.00
Utility Vehicle or Flat-Top (below net waste mass of 1 tonne) (per vehicle)	$ 6.00
Trailer (Below Net Waste Mass of 1 tonne) (per trailer)	$ 6.00
All Other Vehicles (per m3)	$ 10.00
OTHER WASTE FACILITIES - Commercial	
General Commercial - uncompacted (per m^3)	$ 37.00
General Commercial - compacted (per m^3)	$ 42.00
Construction and demolition waste (including concrete) per m^3	$ 98.00
Car bodies (per car body) - WITH liquids and/or tyres	$ 30.30
Car bodies (per car body) - all liquids and tyres removed	NO CHARGE
Tyres (per tyre) fees and limits apply	POA
Commercial clean green waste (per m^3)	$ 31.00
Commercial clean green waste Tree stump / branches >0.6m diameter per m^3	$ 37.00
Polystyrene loads greater than 5 cubic metres (per cubic meter)	$ 116.00

MACKAY MATSUURA SISTER CITY ADVISORY COMMITTEE
Monday 17 May 2010 at 5.00 pm
London Meeting Room
Mackay Regional Council Building - Wellington Street

MINUTES

ATTENDANCE: Cr Dave Perkins (Chair); Cr Paul Steindl; Jan Kilbourne; Aki Doolan; Margaret Browne; Marie Cameron; Karen Hurford; Naoko Kaneda; Kathryn Smith; Meghan Noy

APOLOGIES: Selena Harvison; Bill Molloy

Cr Dave Perkins advised that anything discussed tonight regarding the Festival of Arts was confidential until the Launch.

DRAFT

1. **Minutes of previous meeting**

   The minutes of the meeting held 20 April 2010, having been previously circulated, were accepted as a true record.

2. **Matters arising**

   - **2010 Scholarship update**
     The committee were informed that the scholarship program is progressing well.

   - **Sugar Shed DVD**
     Council has copies of the original DVD. It was suggested that we make a copy for each of the citizens visiting.
     Action: Kathryn Smith/ Meghan Noy to follow up on.

   - **Greenmount Homestead Booklet**
     The translation of the booklet is underway. The committee thanked Akiko Doolan and Naoko Kaneda.

   - **Drawing Exchange**
     In consultation with Matsuura and Artspace Mackay, the drawing exchange will happen every second year.

   - **Pull up Banner**
     The committee were shown the new draft for the pull up banner. The committee approved the draft.
     Action: Kathryn Smith to send banner to the printers.

- **2010 Matsuura Citizens' visit to Mackay Region**

  - **Itinerary**

Informal Welcome
The Sister Cities Mackay group are asking people to arrive at 6.30 pm for a 7pm arrival of the Matsuura Citizens.
Action: Margaret Brown to discuss the welcome speech with the Sister Cities Mackay Group and inform Council.

Home Host Dinners
The committee agreed that the following people should be offered the opportunity to host:

1) The Mayor and Mackay Matsuura Sister City Advisory Committee
2) Sister Cities Mackay
3) Mackay Regional Councillors / Director Community Services

The committee discussed that some rules may need to be in place for these dinners.

Thursday Activities
The committee agreed that the entire group should do the Sugar Shed Tour. Possible lunch destinations include Sarina Surf Life Saving Club, Hay Point Pub and Sarina Pub.
Action: Meghan/Kathryn/Margaret to look into locations for lunch.

Hay Point now does public tours for up to 20 people at a time which takes around 40 minutes. The committee agreed this would be good to take the Citizens on.
Action: Meghan/Kathryn to follow up and to be discussed at the next meeting.

Friday Activities
Discussion took place re the option for a day trip to Scawfell Island.
Action: Kathryn Smith to ask Junko if this activity would be suitable.

Final Night Activities
Festival of Arts performances were discussed. Jan Kilbourne is going to try to get a dvd of the show to watch prior to the committee deciding if it is appropriate. The committee also discussed other options including the possibility of a late afternoon /early evening cruise with dinner at the Marina.
Action: More information to be collected on options and brought to the next meeting for a decision.

DRAFT

Interpreters
Margaret, Karen, Naoko and Akiko are willing to help with Interpreting for the Citizens Visit. Members of the community have also expressed interest and a list is being compiled.
Action: Kathryn Smith to contact potential interpreters when firm details are known.

- **Gifts**
  Following discussions, as well as gifts already organised for formal dinner and major gifts for Matsuura Council and Friendship Association decisions were made as follows:
  - Council to purchase Australian animal face washers from Wood Chook for each of the citizens.
  - Council to purchase cards from a local artist for the welcome packs.

Action: Meghan Noy/Kathryn Smith to arrange purchase and to consider suitable packaging

DRAFT

3. **Sister Cities Mackay – Update**

Margaret Browne gave an update on the committee following their recent meeting:

- Selena Harvison has resigned as President
- Working on a logo
- Getting quotes for catering for the informal dinner
- A gift will be given to each of the Citizens
- The committee are doing a welcome card and snack pack for each Matsuura Citizen.
- The group are preparing a skit for the informal dinner
- Aki is organising interpreters for the informal dinner
- Looking into getting a members shirt for the group
- Meetings are happening every two weeks leading up to the Matsuura Citizens Visit.

4. **Matsuura Youth Visit**

- **Itinerary**
  Draft activities were discussed.
  The Sarina Youth Worker may be able to assist with the beach activities on the first day. The committee agreed that the students must see kangaroo's. If possible the committee would like the students to be able to help make damper at the bush dance. It was also suggested that the student could visit the Alpaca Farm.

5. **General Business**

It was asked if the public could go on the bus with the Matsuura Citizens. This would depend on how many citizens, interpreters and staff there are and the size of the bus - if numbers permit, people would be very welcome.

Sister Cities National Conference
Cr Dave Perkins advised that as the conference is too close to when the citizens visit so Jan, Kathryn and Meghan will not be able to attend. The Director of Community Services would like to let the committee know that Council is willing to pay for one committee member's accommodation and registration fees if they would like to attend the conference with Cr Dave Perkins.
Action: Committee members to contact Council if they are interested in attending.

Future Meetings
It was agreed that the committee meetings would remain on a Monday.

6. **Date of next meeting**

Action: Kathryn Smith to email committee members the date of the next meeting.

DRAFT

The meeting closed at 6.25 pm.

Draft Minutes– CITY FOCUS ADVISORY COMMITTEE MEETING

To be held at London Room, Wellington Street Building, Mackay Regional Council

Thursday 6 May 2010 - 3.00pm – 5.00pm

Members: Cr David Perkins (Chair); Cr Deirdre Comerford; David Aprile; MRC Manager Economic Development Julie Cardiff; Michael Kirby; Lauren Manson; Stephen Wallace; Mr Ron Waters-Marsh, and Claire Torkington.
Apologies: Michael Kirby, Stephen Wallace, Stuart Holley, Andrew Schembri, Claire Torkington

Invited Guests: MRC Director Engineering Services Stuart Holley; MRC Director Community Services Gerard Carlyon; MRC Manager Convention Precinct and Events Mark Fawcett; Andrew Schembri Strategic Planner
Apologies:

Secretary: MRC Economic Development Administration Officer Lassara Reinke

	ITEM	COMMENT	ACTION
1	**Welcome**	• Introductions	
2	**Confirmation of Draft Minutes**	• Confirm Draft Minutes from 1 April 2010 Meeting	Minutes 1 April City Focus (3).docx The minutes were confirmed.
	BUSINESS ARISING		
3	**City Centre Market and Events**	• Market Update - MRC Manager Convention Precinct and Events • Mothers Day	MCP&E discussed the move of the City Centre Sunday markets. The committee discussed roadside signage advertising for the city centre markets.
4	**City Centre Marketing and Promotion**	• Marketing Consultancy Quotation Update • May Campaign • Explore Map	Committee was advised that the the marketing consultancy quotations have closed and that a number of responses have been received. **RECOMMENDATION: That council is requested to commence a free Sunday charter shuttle bus service from Canelands to the City Centre, which is suitably promoted to tourists and residents alike.**

DRAFT

			The May 'In the city' campaign was discussed. **The 'Explore Mackay' Map was discussed.**
5	**From the Minutes**	• Monthly cleaning cycle for bail lights and umbrellas in the city centre and extending the weekly sweep job from Gregory Street further along Victoria Street to Nelson Street. • Scheduling works or approving others to carry out work, around busy trade times. • Saturday parking in the City Centre review	The committee discussed parking in the city centre on the weekend. Members felt the introduction of Sunday Trading across the region would affect City Centre Saturday Trading, therefore it would be advantageous to suspend enforcing Saturday regulated parking on and off street. **RECOMMENDATION: The committee recommend that council staff not enforce regulated parking on Saturday.**
	NEW BUSINESS		
6	**City Centre Planning and Urban Enhancement**	• Urban Enhancement Concept Update	The Urban Enhancement Concept Plan was discussed.
7	**General Business**	• DTMR Bruce Highway Mackay Urban Congestion Study – Traffic Impacts on the City Centre – Call for City Focus Response /feedback	MED discussed the DTMR Bruce Highway Mackay Urban Congestion Study. **RECOMMENDATION: City Focus Advisory Committee supports Mackay Regional Council's position on the DTMR Bruce Highway Mackay Urban Congestion Study.** The committee discussed the new street sweeper. The committee discussed the potential of having a CBD forum. **The committee discussed the need to ensure lighting levels are taken into consideration before any future lighting is installed into the City heart.** The committee discussed the LED lighting. MED advised that the fireworks LED lighting is being installed at Post Office Park around the 25th of May. The committee seek greater lighting enhancement within the Victoria

8	**Next Advisory Committee Meeting**	DATE: June 3rd 2010 TIME: 3.00 pm VENUE: London Room, Wellington Street Building, Mackay Regional Council	Street area. MED to investigate and progress.

Meeting Closed: 5:30pm

DRAFT

APPENDIX / ATTACHMENTS

APPENDIX / ATTACHMENTS