

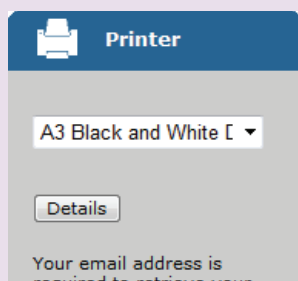
MOBILE PRINTING SERVICE

PRINT FROM ANYWHERE, PICK UP AT THE LIBRARY

www.mackay.qld.gov.au/libraries

WITH OUR NEW MOBILEPRINT SERVICE™, YOU CAN USE YOUR PERSONAL COMPUTER OR MOBILE DEVICE TO PRINT TO THE LIBRARY'S PRINTERS FROM ANYWHERE.

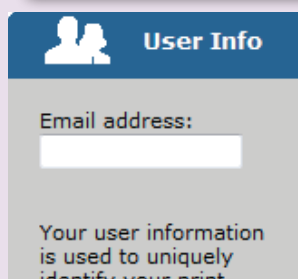
Simply submit documents for printing and come to the library to release and pick up your document.



HOW TO PRINT FROM A LAPTOP OR DESKTOP COMPUTER:

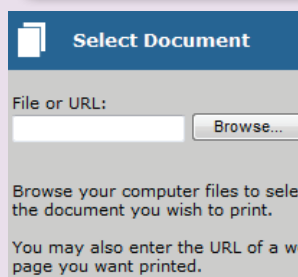
Printer

- Go to www.mackay.qld.gov.au/print
- Click on PrintSpot link
- Select page size and colour mode



User Info

- Enter your email address. Your email address is used to uniquely identify your print job. Use this information to obtain your document in the library.



Select a Document

- Browse your computer to find and select the file that you wish to print.
- ▶ Select 'Next'. Your print job will be processed for your approval.
- ▶ Click the print icon to approve the print job.



Collect printing from:

Mackay City Library
Gordon White Library
Mirani Library
Sarina Library

AT THE SELF SERVICE STATION IN THE LIBRARY, SELECT "RELEASE A PRINT JOB". ENTER THE EMAIL ADDRESS YOU SUPPLIED AND SELECT YOUR PRINT JOB.