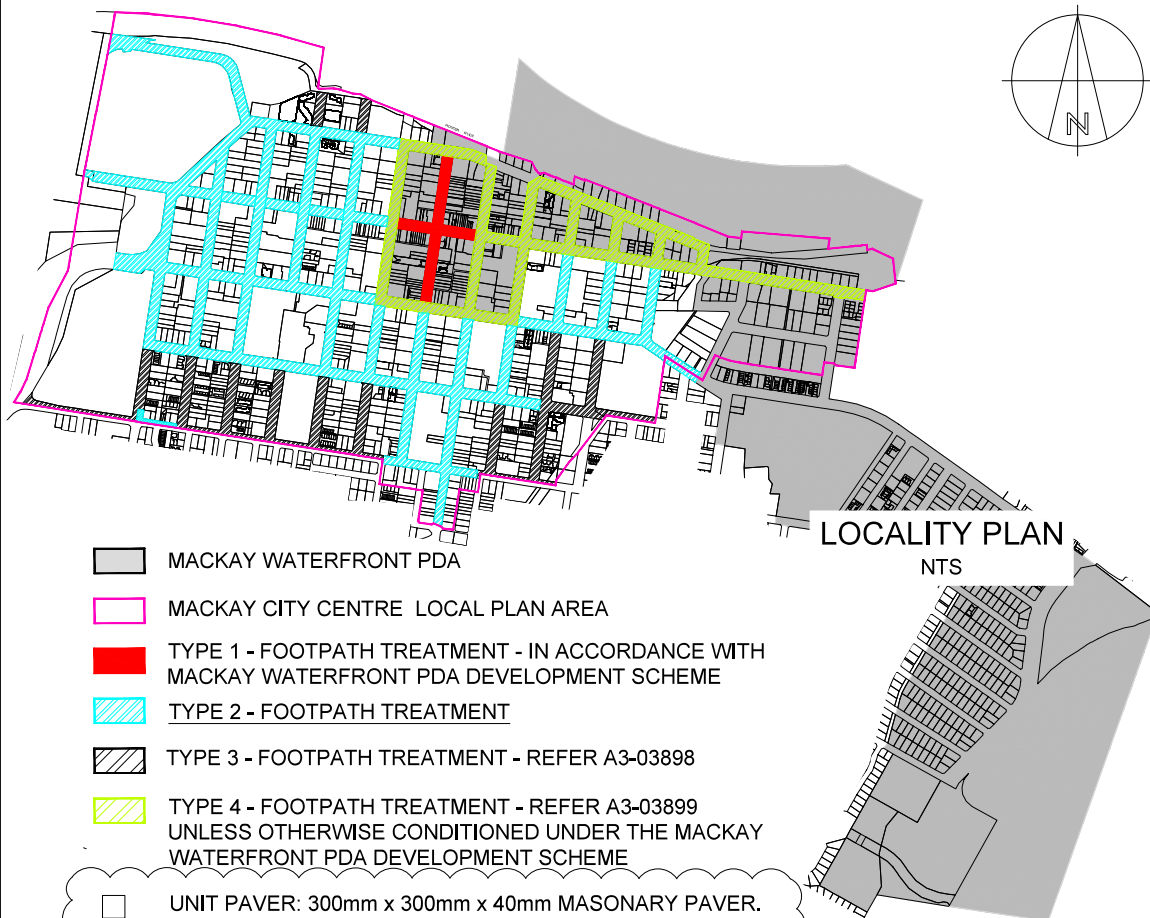


## NOTES:

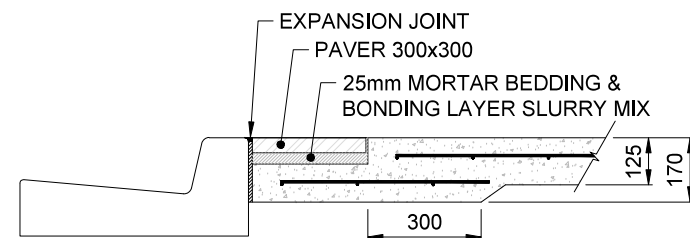
1. REINFORCING MESH TO COMPLY WITH AS4671, SL72 LAP MESH 400mm, 50mm TOP AND EDGE COVER, UNLESS OTHERWISE SPECIFIED.
2. REINFORCEMENT BAR CHAIRS ARE TO BE USED TO ACCURATELY LOCATE MESH. PLACE CHAIRS AT 500mm MAXIMUM CENTRES IN A TRIANGULAR PATTERN.
3. EXPANSION JOINTS INSTALLED AT A MAXIMUM 9000mm CENTRES TOOLED CONTROL JOINTS INSTALLED AT MAXIMUM 3000mm CENTRES.
4. DOWELS TO BE 12 DIA GALVANISED STEEL BARS, GRADE 250R, 300mm LONG AT 300 CENTRES. GREASE ONE END OF DOWEL & ATTACH DOWEL CAP.
5. CONCRETE N32 TO BE USED AND COMPLY WITH AS1379 AND AS3600, WITH SLUMP OF 70 TO 90mm, UNLESS OTHERWISE SPECIFIED, TOGETHER WITH MRS03, MRS70 & RELEVANT MRC SUPPLEMENTARY SPECIFICATIONS .
6. ALL CONCRETE SHALL BE SPRAYED WITH AN APPROVED CURING PRODUCT AND BROOM FINISHED.
7. FINISHED SURFACE TOLERANCE TO BE MAXIMUM 0-6mm RELATIVE TO KERB LEVEL AND CROSS FALL SPECIFIED SO AS WATER WILL NOT POND.
8. TREE GRATE 'PRAXIS', (OR APPROVED EQUIVALENT), WITH THE 'DURAPLATE SYSTEM TREEGRATE' RANGE IS AVAILABLE IN TWO LENGTHS (1200mm x 1200mm , 1500mm x 1500mm) AS WELL AS TAILORED OPTIONS. MRC PREFERENCE IS FOR 1500mm x1500mm, WHERE THE VERGE IS GREATER THAN 3600mm, TO BE INSTALLED UNLESS THERE IS A SPECIFIC DESIGN-RELATED REASON DEMANDING ANOTHER SIZE TO BE USED.
9. TREE PRUNING IS TO BE CARRIED OUT BY MRC QUALIFIED ARBORIST ONLY.
10. REFER TO MRC LIST OF PLANT SPECIES FOR COUNCIL APPROVED STREET TREES. ALTERNATIVE SPECIES ARE NOT PERMISSABLE WITHOUT PRIOR COUNCIL APPROVAL.
11. SV & FH SURFACE BOXES TO BE INSTALLED/REINSTATED IN ACCORDANCE WITH PLANNING SCHEME POLICY 15.12.
12. ALL DIMENSIONS IN MILLIMETRES UNLESS NOTED OTHERWISE.
13. TACTILE GROUND SURFACE INDICATORS (TGSIs) TO BE INSTALLED IN ACCORDANCE WITH DTMR STANDARD DRAWING, AUSTRALIAN STANDARDS & RELEVANT SUPPLEMENTARY SPECIFICATION.
14. FOOTPATH CROSSFALL MAXIMUM IS 2 % IN ACCORDANCE WITH AS1428, UNLESS OTHERWISE APPROVED.
15. UNIT PAVERS TO BE SUPPLIED & INSTALLED IN ACCORDANCE WITH SUPPLEMENTARY SPECIFICATION 8206.
16. STREETS WITHIN THE MACKAY WATERFRONT PDA AREA THAT ARE NOT DENOTED TO HAVE A FOOTPATH TREATMENT TYPE TO BE AS PER STANDARD DRAWING A2-00500, UNLESS OTHERWISE CONDITIONED UNDER THE MACKAY WATERFRONT PDA DEVELOPMENT SCHEME.



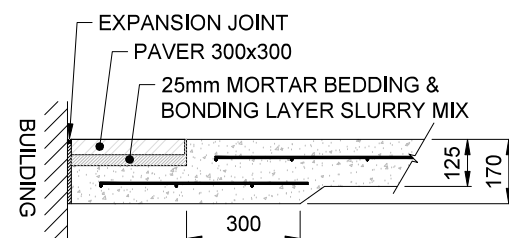
WITHIN THE CBD AREA AN ALLOWANCE IS TO BE MADE FOR A SEAT AND BIN. FINAL LOCATION AND NUMBERS WILL BE AT THE DISCRETION OF MRC

300mm x 300mm x 40mm MASONRY PAVER HEADER AS SHOWN. A MINIMUM FRICTION FACTOR OF 0.75 TO AS3661.1:1993 IS TO BE MAINTAINED

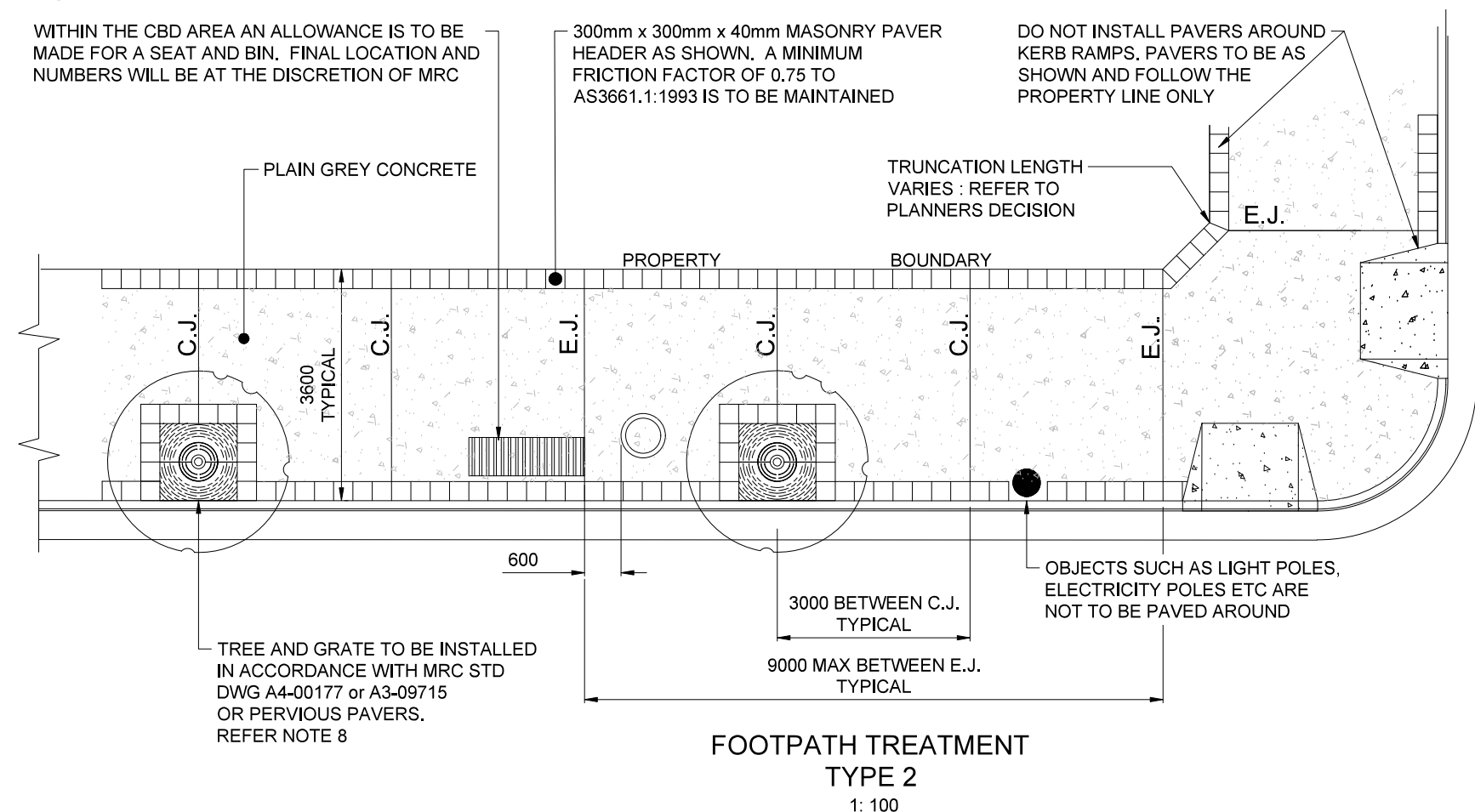
DO NOT INSTALL PAVERS AROUND KERB RAMPS. PAVERS TO BE AS SHOWN AND FOLLOW THE PROPERTY LINE ONLY



TYPICAL - ABUTTING KERB  
1 : 20



TYPICAL - ABUTTING BUILDING  
1 : 20



FOOTPATH TREATMENT  
TYPE 2  
1: 100

SURVEYED BY  
DRAWN  
SLR  
DESIGNED  
CHECKED  
GH  
MANAGER / CO-ORDINATOR  
DIGITALLY SIGNED BY  
GRAEME HAWES  
28.08.2020  
DATE

SIGNED  
SIGNED  
SIGNED  
DATE  
DATE  
DATE  
DATE  
DATE

ASSET OWNER  
DIGITALLY SIGNED BY  
JASON DEVITT  
CERTIFIED  
28.08.2020  
DATE

DIGITALLY SIGNED BY  
GRAEME HAWES RPEQ 5693  
28.08.2020  
DATE



## STANDARD CITY CENTRE FOOTPATH TYPE 2 - PAVER

SHEET 1 OF 1  
WORKS JOB No. STANDARD  
DRAWING No. AMEND.  
A3-00989 L