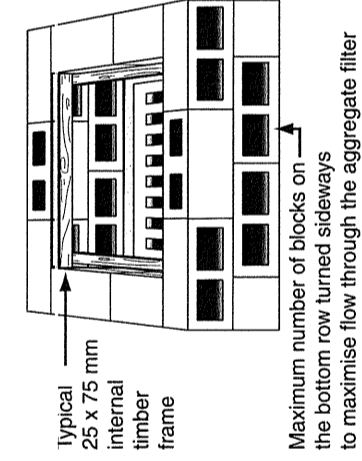
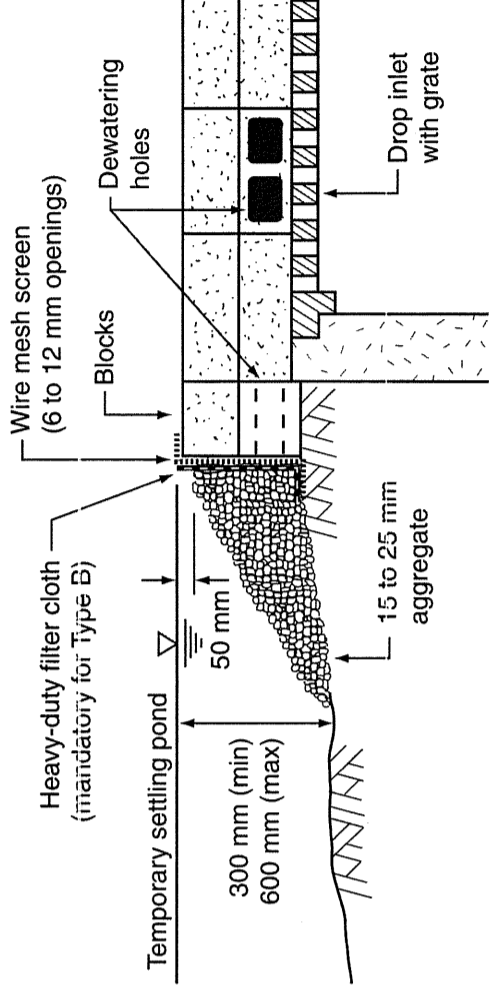


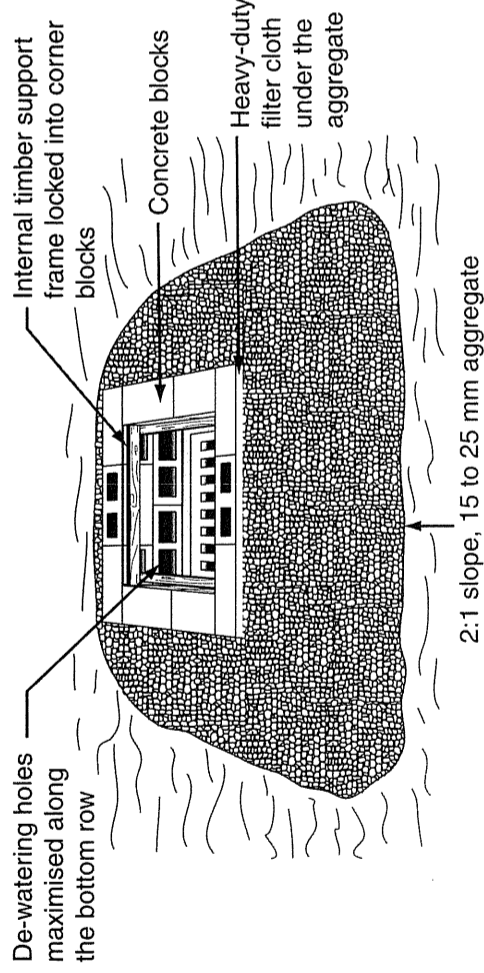
(a) Placement of blocks for Type A system



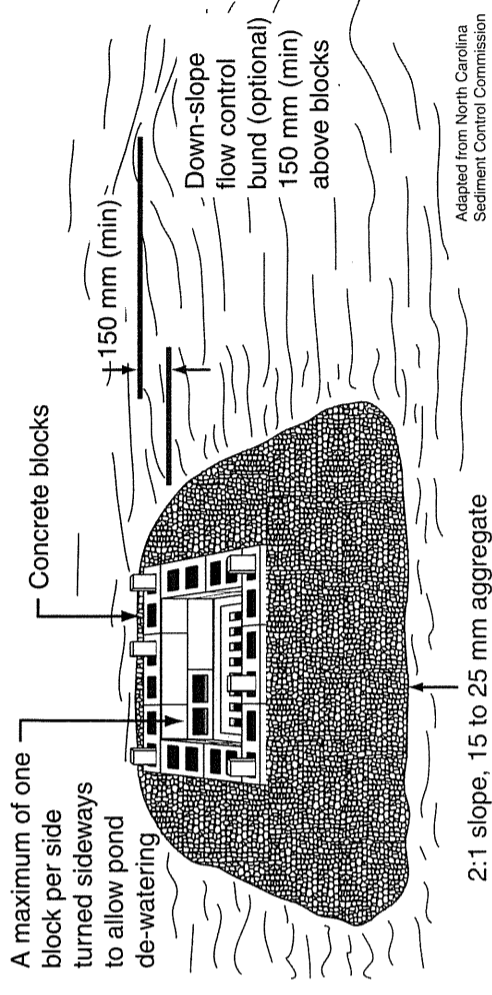
(b) Placement of blocks for Type B system



(c) Details of aggregate filter and pond drainage



(d) Block and aggregate drop inlet protection (Type B system shown)



(e) Details of flow control bund (Type A system shown)

Adapted from North Carolina Sediment Control Commission

NO.	DATE	DESCRIPTION	APPVD
A	18/11/11	ISSUE FOR CONSTRUCTION	
AMENDMENTS AND REVISIONS			
FILE NAME DESIGN\DOCUMENTS\SECS STD DRAWINGS...			

SURVEY	DRAWN	SIGNED	DATE
SURVEY FILE NO	POG	POG	12/22/11
LEVEL DATUM	DESIGNED	SIGNED	DATE
MERIDIAN	CHECKED	POG	12/22/11
AHD	MANAGER TECHNICAL SERVICES	G. Hawes	DATE
MGA 55	G. HAWES RPEQ 5693		12/22/11

DIRECTOR
ENGINEERING SERVICES
S.M. Holley
STUART HOLLEY RPEQ 8800
DATE 20.12.11



BLOCK AND AGGREGATE DROP INLET PROTECTION