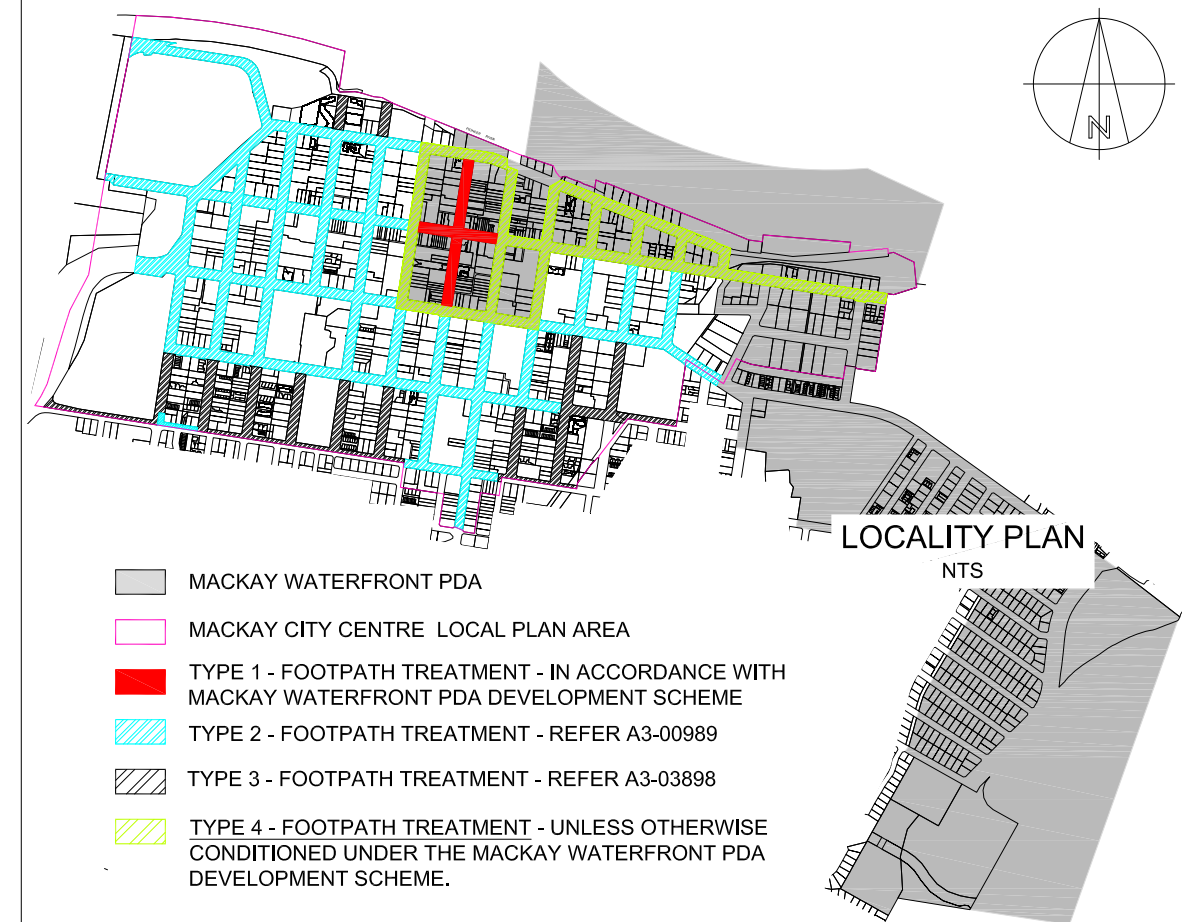
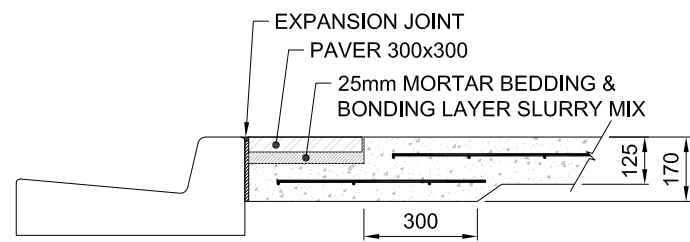


K:\Technical Services\Design\Projects\Standard drawings\FOOTPATHS\A3-03898 - A3-03899 CBD FOOTPATH TREATMENTS.dwg

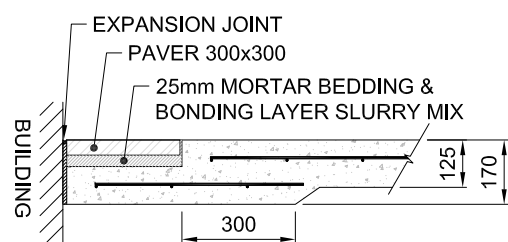


- MACKAY WATERFRONT PDA
- MACKAY CITY CENTRE LOCAL PLAN AREA
- TYPE 1 - FOOTPATH TREATMENT - IN ACCORDANCE WITH MACKAY WATERFRONT PDA DEVELOPMENT SCHEME
- TYPE 2 - FOOTPATH TREATMENT - REFER A3-00989
- TYPE 3 - FOOTPATH TREATMENT - REFER A3-03898
- TYPE 4 - FOOTPATH TREATMENT - UNLESS OTHERWISE CONDITIONED UNDER THE MACKAY WATERFRONT PDA DEVELOPMENT SCHEME.
- UNIT PAVER: 300mm x 300mm x 40mm MASONRY PAVER, WITH SHOTBLAST FINISH. BASE COLOUR 'CHARCOAL' EQUAL TO CCS COLOUR "ZEUS".

NOTE : STENCILLED TILE SPRAY ON HEADER IS NO LONGER ACCEPTABLE WITHIN AREAS 1,2 or 4.



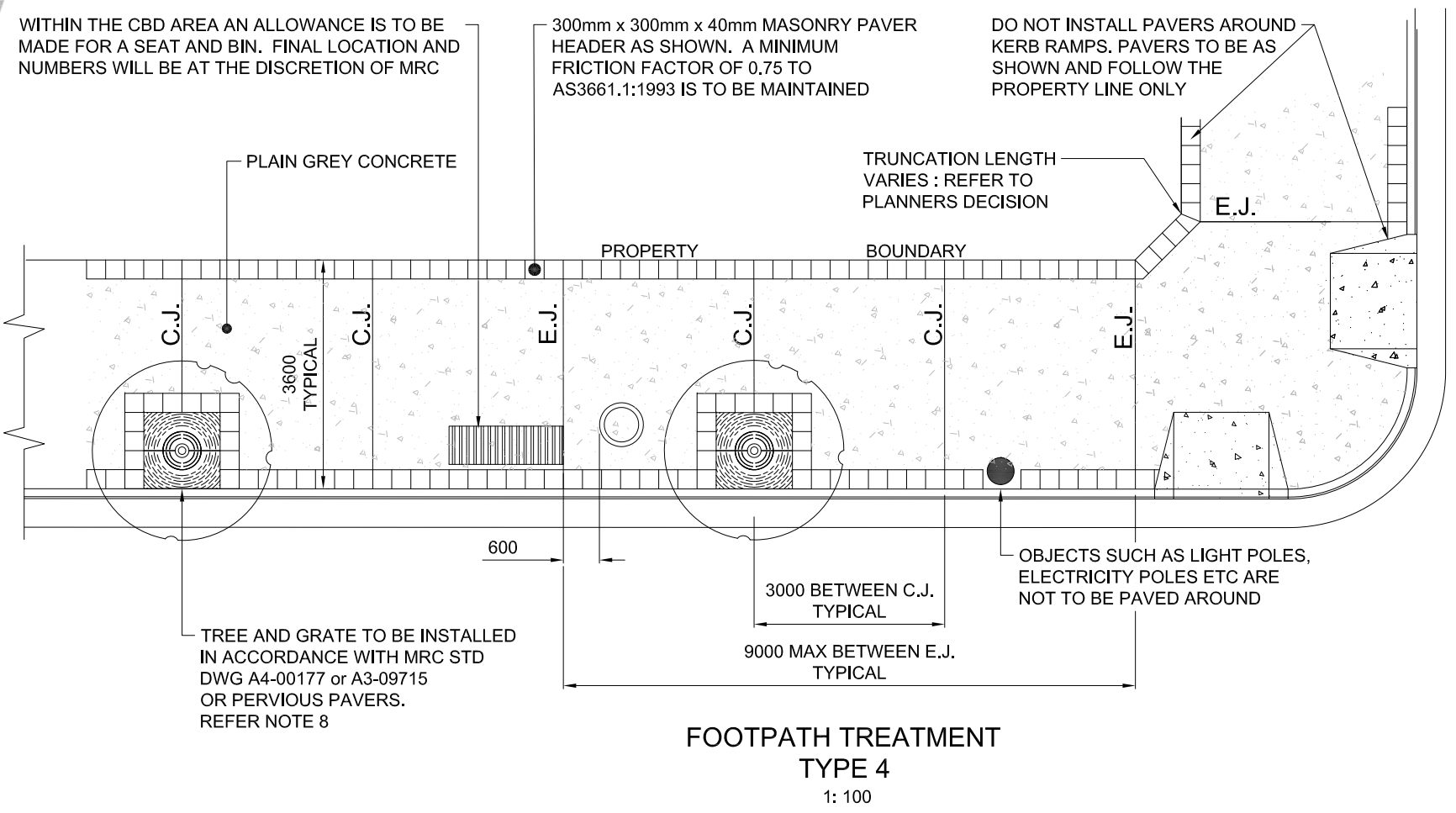
TYPICAL - ABUTTING KERB
1 : 20



TYPICAL - ABUTTING BUILDING
1 : 20

NOTES:

1. REINFORCING MESH TO COMPLY WITH AS4671, SL72 LAP MESH 400mm, 50mm TOP AND EDGE COVER, UNLESS OTHERWISE SPECIFIED.
2. REINFORCEMENT BAR CHAIRS ARE TO BE USED TO ACCURATELY LOCATE MESH. PLACE CHAIRS AT 500mm MAXIMUM CENTRES IN A TRIANGULAR PATTERN.
3. EXPANSION JOINTS INSTALLED AT A MAXIMUM 9000mm CENTRES TOOLED CONTROL JOINTS INSTALLED AT MAXIMUM 3000mm CENTRES.
4. DOWELS TO BE 12 DIA GALVANISED STEEL BARS, GRADE 250R, 300mm LONG AT 300 CENTRES. GREASE ONE END OF DOWEL & ATTACH DOWEL CAP.
5. CONCRETE N32 TO BE USED AND COMPLY WITH AS1379 AND AS3600, WITH SLUMP OF 70 TO 90mm, UNLESS OTHERWISE SPECIFIED, TOGETHER WITH MRS03, MRS07 & RELEVANT MRC SUPPLEMENTARY SPECIFICATIONS .
6. ALL CONCRETE SHALL BE SPRAYED WITH AN APPROVED CURING PRODUCT AND BROOM FINISHED.
7. FINISHED SURFACE TOLERANCE TO BE MAXIMUM 0-6mm RELATIVE TO KERB LEVEL AND CROSS FALL SPECIFIED SO AS WATER WILL NOT POND.
8. TREE GRATE 'PRAXIS', (OR APPROVED EQUIVALENT), WITH THE 'DURAPLATE SYSTEM TREEGRATE' RANGE IS AVAILABLE IN TWO LENGTHS (1200mm x 1200mm ,1500mm x 1500mm) AS WELL AS TAILORED OPTIONS. MRC PREFERENCE IS FOR 1500mm x1500mm, WHERE THE VERGE IS GREATER THAN 3600mm, TO BE INSTALLED UNLESS THERE IS A SPECIFIC DESIGN-RELATED REASON DEMANDING ANOTHER SIZE TO BE USED.
9. TREE PRUNING IS TO BE CARRIED OUT BY MRC QUALIFIED ARBORIST ONLY.
10. REFER TO MRC LIST OF PLANT SPECIES FOR COUNCIL APPROVED STREET TREES. ALTERNATIVE SPECIES ARE NOT PERMISSABLE WITHOUT PRIOR COUNCIL APPROVAL.
11. SV & FH SURFACE BOXES TO BE INSTALLED/REINSTATED IN ACCORDANCE WITH PLANNING SCHEME POLICY 15.12.
12. ALL DIMENSIONS IN MILLIMETRES UNLESS NOTED OTHERWISE.
13. TACTILE GROUND SURFACE INDICATORS (TGSi) TO BE INSTALLED IN ACCORDANCE WITH DTMR STANDARD DRAWINGS, AUSTRALIAN STANDARDS & REVELANT SUPPLEMENTARY SPECIFICATIONS.
14. FOOTPATH CROSSFALL MAXIMUM IS 2 % IN ACCORDANCE WITH AS1428, UNLESS OTHERWISE APPROVED.
15. UNIT PAVERS TO BE SUPPLIED & INSTALLED IN ACCORDANCE WITH SUPPLEMENTARY SPECIFICATION 8206.
16. STREETS WITHIN THE MACKAY WATERFRONT PDA THAT ARE NOT DENOTED TO HAVE A FOOTPATH TREATMENT TYPE TO BE AS PER STANDARD DRAWING A2-00500, UNLESS OTHERWISE CONDITIONED UNDER THE MACKAY WATERFRONT PDA DEVELOPMENT SCHEME.



STANDARD
CITY CENTRE FOOTPATH
MACKAY WATERFRONT PDA
TYPE 4 - PAVER

K:\Technical Services\Design\Projects					SURVEYED BY	DRAWN SLR	SIGNED	DATE 08.2020	ASSET OWNER		
					SURVEY FILE No	DESIGNED	SIGNED	DATE			
	C	10.2020	UNIT PAVER DESCRIPTOR REVISED							DIGITALLY SIGNED BY	28.08.2020
	B	09.2020	DRAWING TITLE REVISED, NOTE ADDED		GH	CHECKED GH	SIGNED	DATE 08.2020	JASON DEVITT		
	A	08.2020	ORIGINAL ISSUE		GH				DATE		CERTIFIED
	NO.	DATE	DESCRIPTION		APPVD	A.H.D.		MANAGER / CO-ORDINATOR			
						HOR. DATUM / DATE					
AMENDMENTS AND REVISIONS					MGA 94/2020		DIGITALLY SIGNED BY GRAEME HAWES		28.08.2020	DIGITALLY SIGNED BY GRAEME HAWES RPEQ 5693	28.08.2020
							DATE			DATE	

SHEET 1 OF 1	
WORKS JOB No. STANDARD	
DRAWING No.	AMEND.
A3-03899	C