



**MACKAY REGIONAL COUNCIL**  
BUDGET 2023-2024



## SUMMARY

- **\$420M** total expenditure
- Rate increases **below inflation**
- **\$128M** for capital projects
- Manages impact of current economy
- **Minor surplus**

# RATES INCREASE

Mackay Regional Council

3.8%

Consumer Price Index

7.4%



Average residential ratepayer Mackay

\$3164 per year

An extra

\$116 per year

or

\$2.23 per week





# AVERAGE RESIDENTIAL RATES BILL PER YEAR **\$3164**



# OPERATIONAL EXPENDITURE **\$291.59M**



# CAPITAL WORKS PROGRAM \$128M

**NEW**   
**\$49.69M**

**UPGRADE**   
**\$19.76M**

**RENEWAL**   
**\$58.55M**

A SNAPSHOT OF THE PROGRAM:

- \$21.5M** in drainage works
- \$6.5M** to improve drinking water quality
- \$5.6M** for water main works
- \$5.5M** for asphalt resurfacing works and reseals
- \$4.5M** in rehabilitation and replacing ageing timber bridges
- \$4.2M** for culvert rehabilitation
- \$3.2M** for sewerage pump stations and mains





# SIGNATURE PROJECTS UNDER WAY

**\$4.9M**

**Pioneer Valley Mountain Bike Trails**

**\$3.1M**

**Mackay Stadium**

**\$10.3M**


**Northern Beaches Community Hub**

**\$2.8M**

**Seaforth Esplanade**

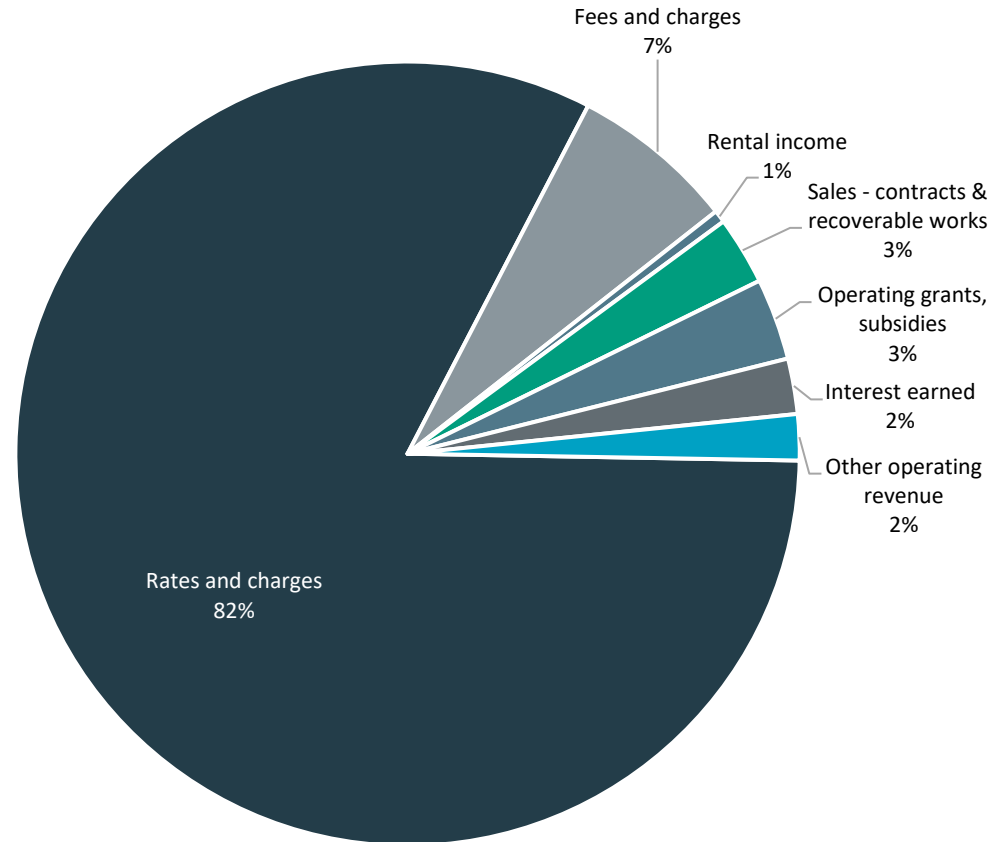
**\$1.1M**

**Woodlands District Park**



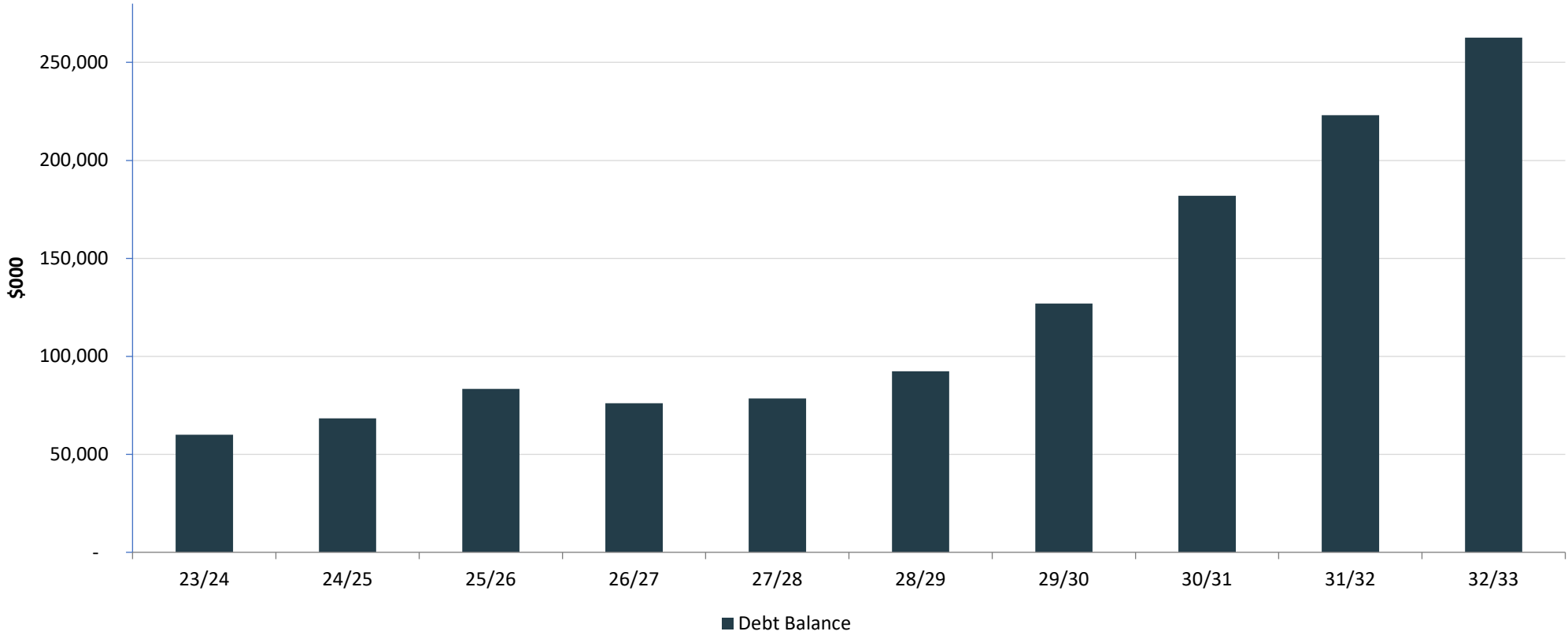
# OPERATING REVENUE 2023-2024

Where does the money come from?





# FORECAST DEBT BALANCE



## FINANCIAL POSITION 2023-2024

- **Debt Balance \$60M**
- **Cash Balance \$142M**

## FOCUS 2023-2024

- **Rehabilitate** ageing infrastructure
- Continue **rate concessions**
- Continue **early payment discounts**
- **Economic Development**
- Liveability **Projects**



**MACKAY REGIONAL COUNCIL**  
BUDGET 2023-2024

For more information visit,  
[mackay.qld.gov.au/budget](http://mackay.qld.gov.au/budget)

