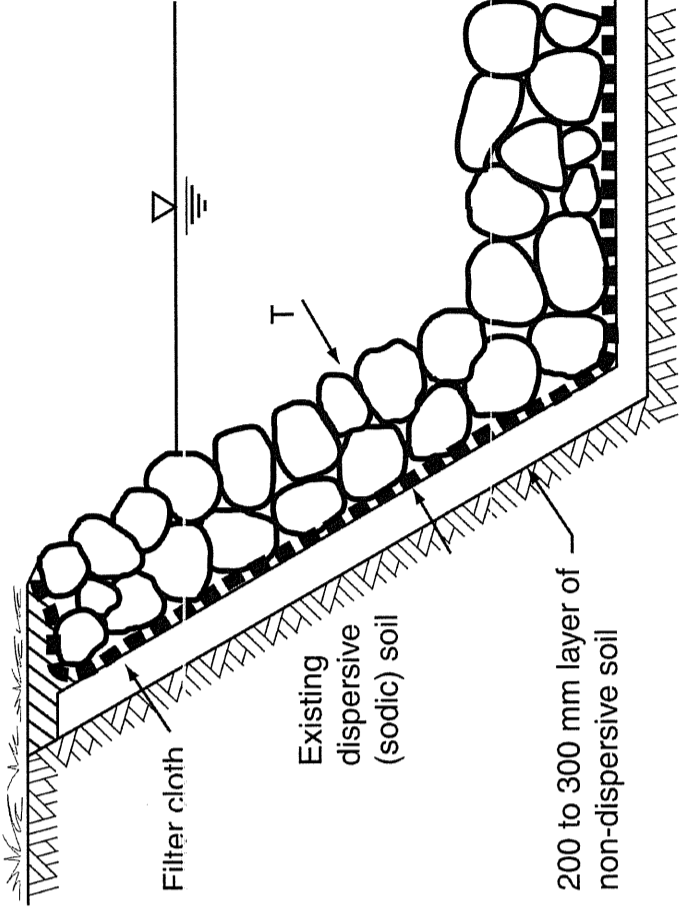
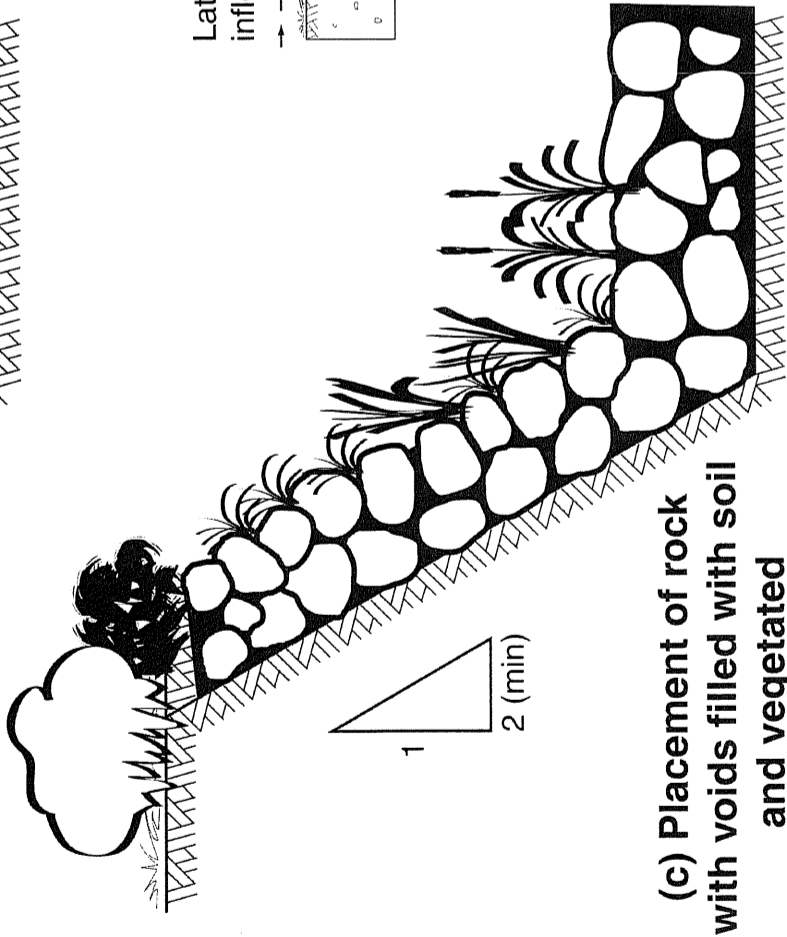


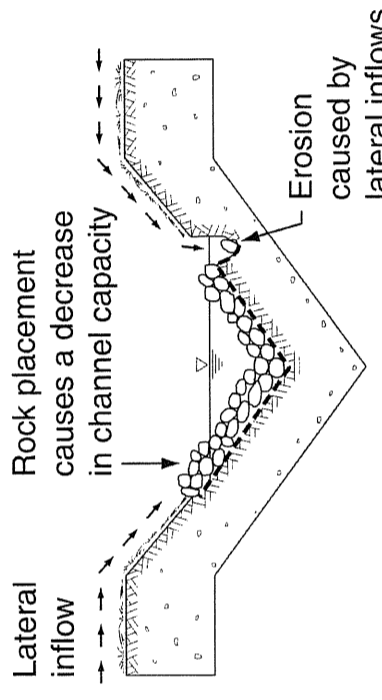
(a) Placement of rock with open voids



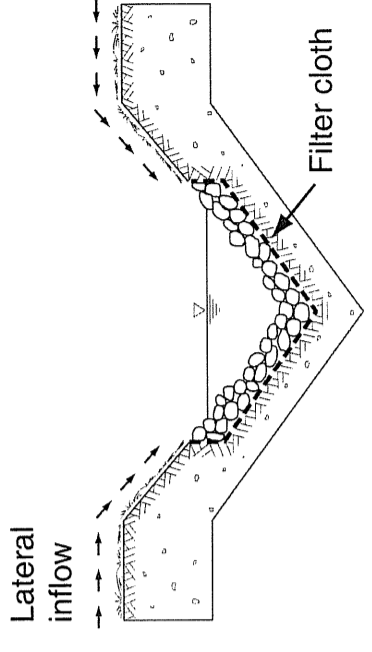
(b) Placement of rock within a channel cut into dispersive soils



(c) Placement of rock with voids filled with soil and vegetated



(d) Poor placement of rock along channel invert



(e) Good placement of rock along channel invert

NOTE: LIMIT USE TO CHANNEL SLOPES OF GREATER THAN 5% AND LESS THAN 10%. ROCK SIZE BASED ON FLOW VELOCITY.

SHEET 1 OF 1		WORKS JOB No. -		DRAWING No. AMEND.		A3-6748		A	
ROCK LININGS									
DRAWN		SIGNED		DATE		DIRECTOR		ENGINEERING SERVICES	
PDL		PDL		14/12/11		S.M. HOLLEY		STUART HOLLEY RPEQ 8923	
DESIGNED		SIGNED		DATE		DATE		DATE	
PDL		PDL		12/12/11		13.12.11		13.12.11	
CHECKED		SIGNED		DATE		MANAGER		TECHNICAL SERVICES	
G.HAWES		G.HAWES		12/12/11		G. HAWES		RPEQ 5693	
SURVEY		SURVEY FILE No		LEVEL DATUM		MERIDIAN		MGA 55	
-		-		AHD		-		-	
NO.		DATE		DESCRIPTION		APPVD		-	
A		18/11/11		ISSUE FOR CONSTRUCTION		-		-	
-		-		AMENDMENTS AND REVISIONS		-		-	
-		-		DESIGN DOCUMENTS/SECS STD DRAWINGS/...		-		-	