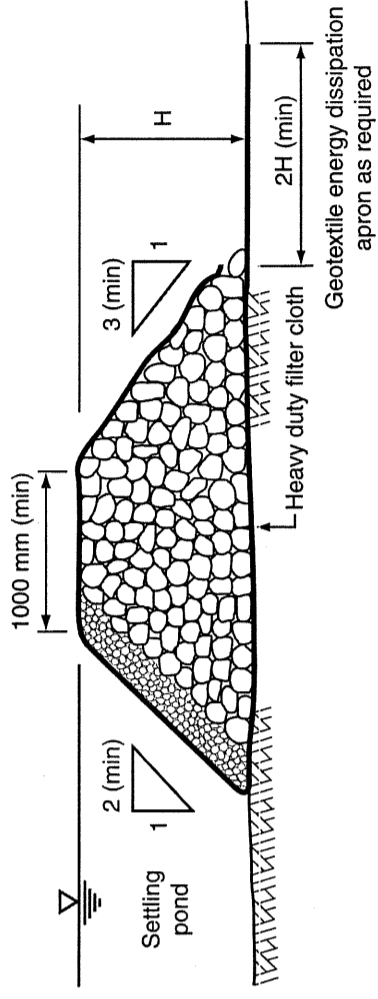
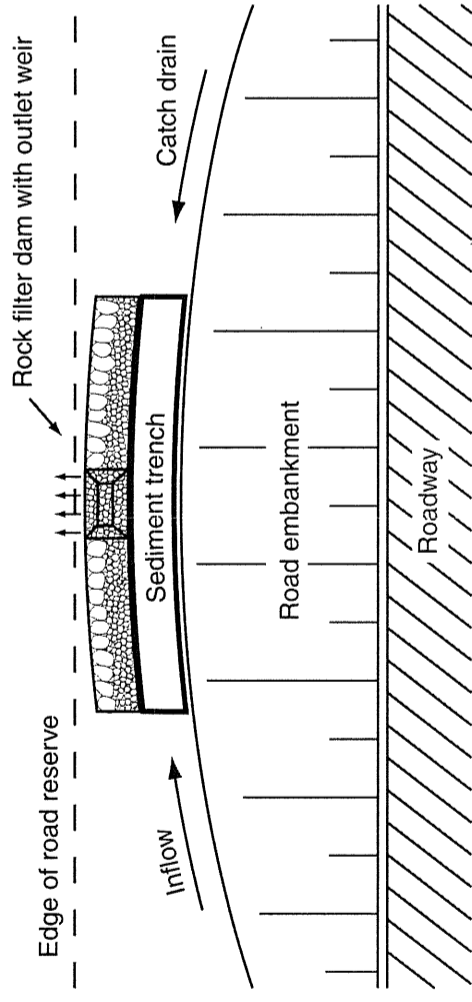


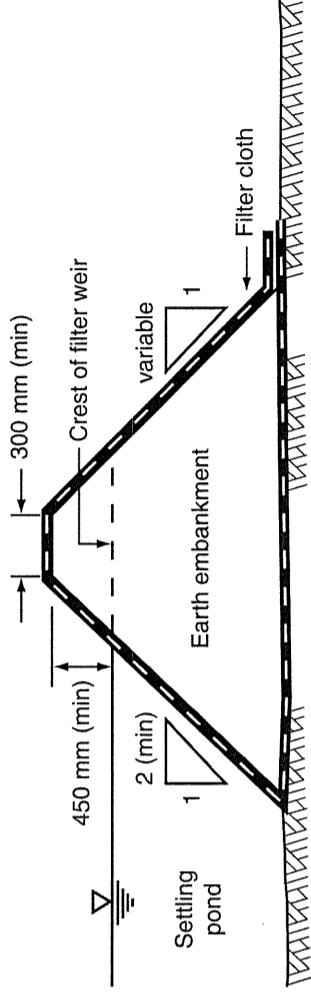
(a) Sediment trench with rock filter dam outlet



(b) Rock filter dam outlet structure



(c) Typical layout of sediment trench at base of fill embankment



(d) Typical cross-section of adjoining earth abutments (if required)

FILE NAME	DESIGNDOCUMENTS\SEC STD DRAWINGS\...
NO.	A
DATE	18/11/11
DESCRIPTION	ISSUE FOR CONSTRUCTION
APPVD	
MERIDIAN	AHD
LEVEL DATUM	MGA 55
SURVEY FILE NO	
DRAWN	PDG
DESIGNED	PDG
CHECKED	PDG
SIGNED	PDG
DATE	24/12/14
DIRECTOR ENGINEERING SERVICES	G. W. HOLLEY RPEQ 8840
MANAGER TECHNICAL SERVICES	G. Hawes
DATE	21.12.11
AMENDMENTS AND REVISIONS	
DRAWING No.	A3-6828
WORKS JOB No.	-
AMEND.	A
SHEET	1 OF 1

SEDIMENT TRENCH

