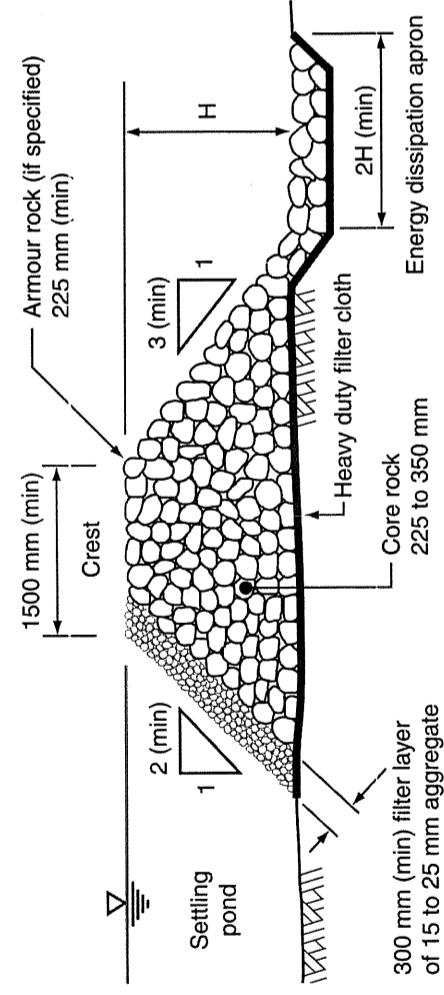
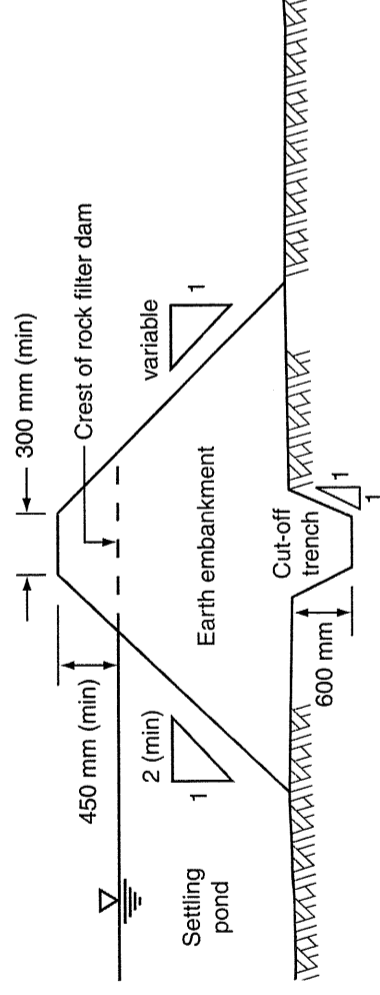


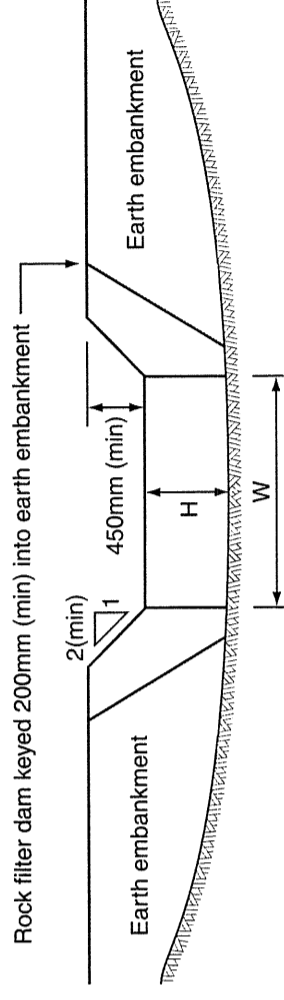
(b) Rock filter dam with geotextile and aggregate filter



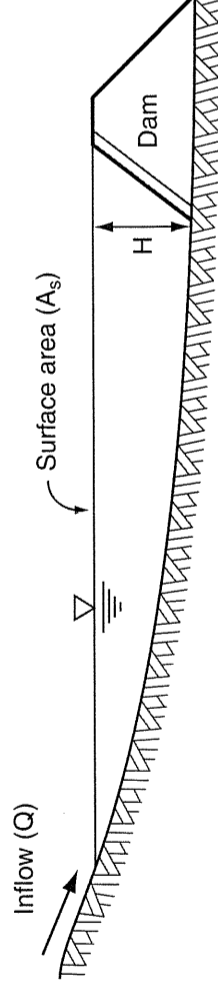
(a) Rock filter dam with aggregate filter



(c) Typical cross-section of constructed earth abutment



(d) Typical profile of rock filter dam crest when integrated into an earth embankment



(e) Settling pond

SHEET 1 OF 1		WORKS JOB No.		DRAWING No.		AMEND.	
ROCK FILTER DAM		A3-6820		A			
DIRECTOR ENGINEERING SERVICES <i>S.M. Holley</i>		DATE 21/12/11		DATE 21/12/11		DATE 21.12.11	
STUART HOLLEY RPEQ 8940		SIGNED PDG		SIGNED PDG		SIGNED PDG	
MANAGER TECHNICAL SERVICES G. HAWES RPEQ 5693		CHECKED PDG		CHECKED PDG		CHECKED PDG	
SURVEY SURVEY FILE No LEVEL DATUM MERIDIAN MGA 55		APPVD 		AMENDMENTS AND REVISIONS 		FILE NAME DESIGNDOCUMENTS\SESC STD DRAWINGS\...	