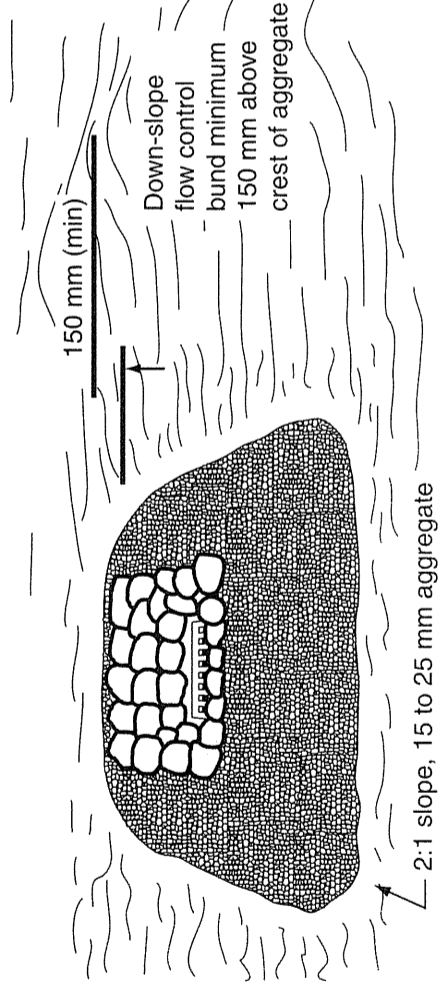
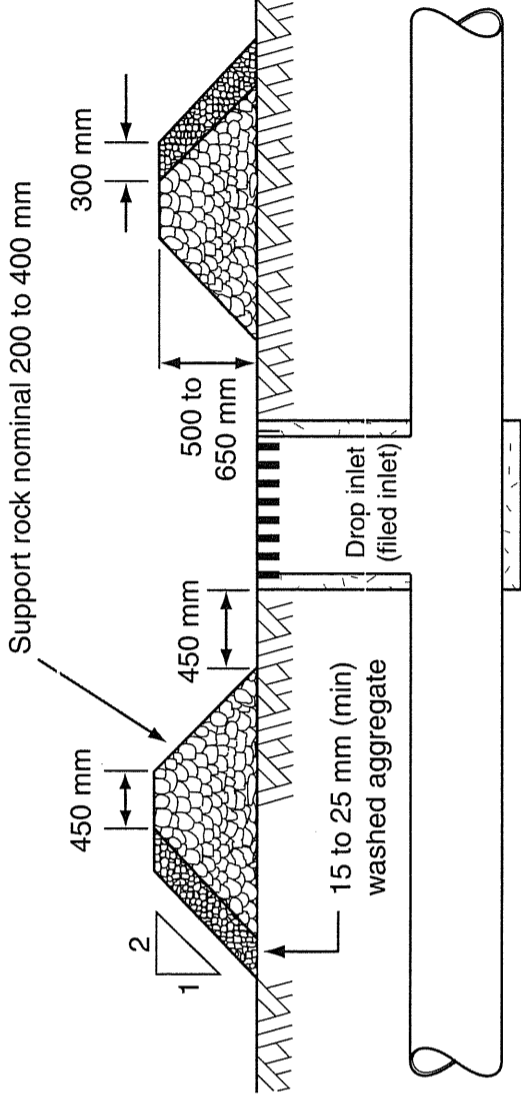


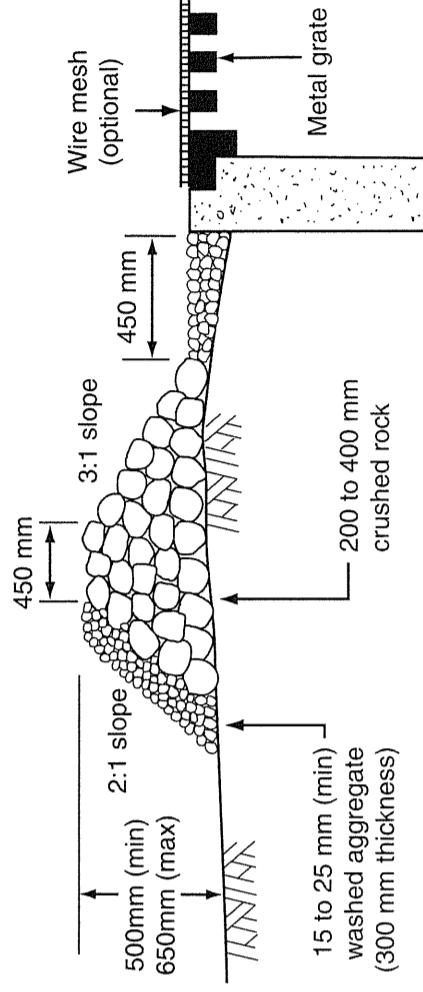
(a) Rock and aggregate drop inlet protection



(c) Rock and aggregate drop inlet protection with flow control bund



(b) Typical dimensional requirements of a rock and aggregate drop inlet protection system



(d) Details of rock embankment with aggregate filter

NO.	DATE	DESCRIPTION	APPVD
A	18/11/11	ISSUE FOR CONSTRUCTION	
AMENDMENTS AND REVISIONS			
FILE NAME DESIGN\DOCUMENTS\SECS STD DRAWINGS\...			

SURVEY	DRAWN	SIGNED	DATE
	PDG	PDG	12/12/11
SURVEY FILE NO	DESIGNED	SIGNED	DATE
	PDG	PDG	12/12/11
LEVEL DATUM	CHECKED	SIGNED	DATE
AHD			
MERIDIAN	MANAGER TECHNICAL SERVICES	SIGNED	DATE
MGA 55	GHC	GHC	12/12/11

DIRECTOR ENGINEERING SERVICES
S. M. Holley
 STUART HOLLEY RPEQ 8945
 DATE 10.12.11



ROCK AND AGGREGATE DROP
 INLET PROTECTION