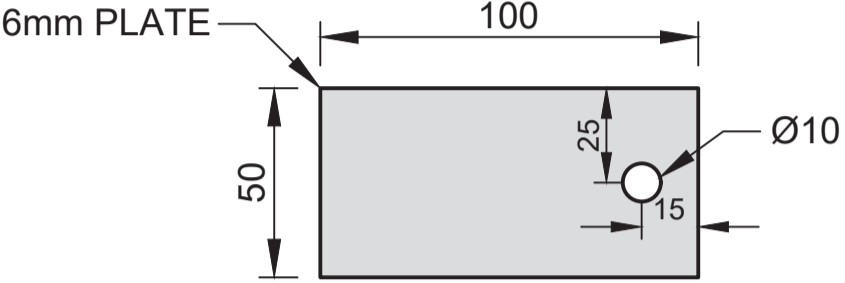
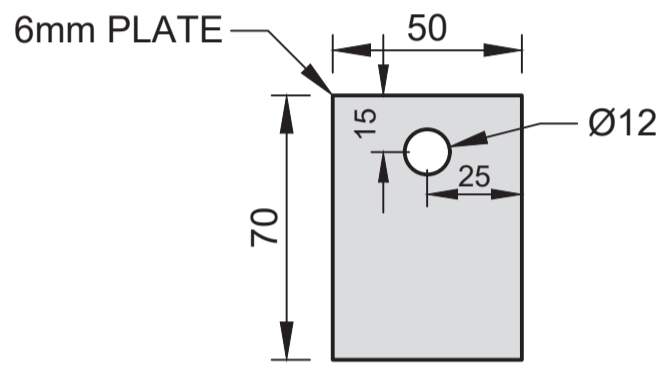


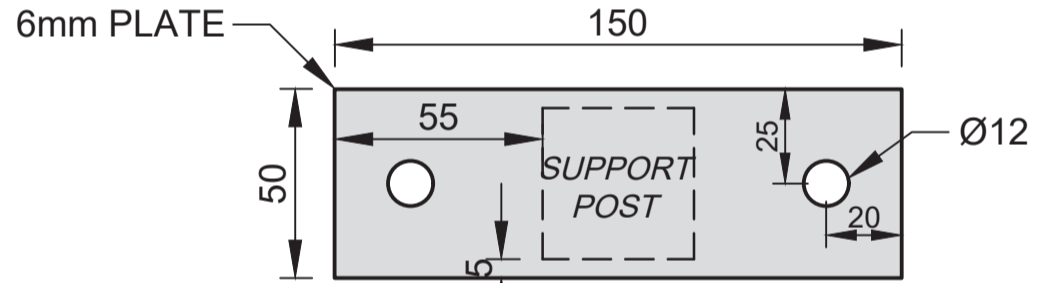
GUSSET
SCALE 1:2@A1



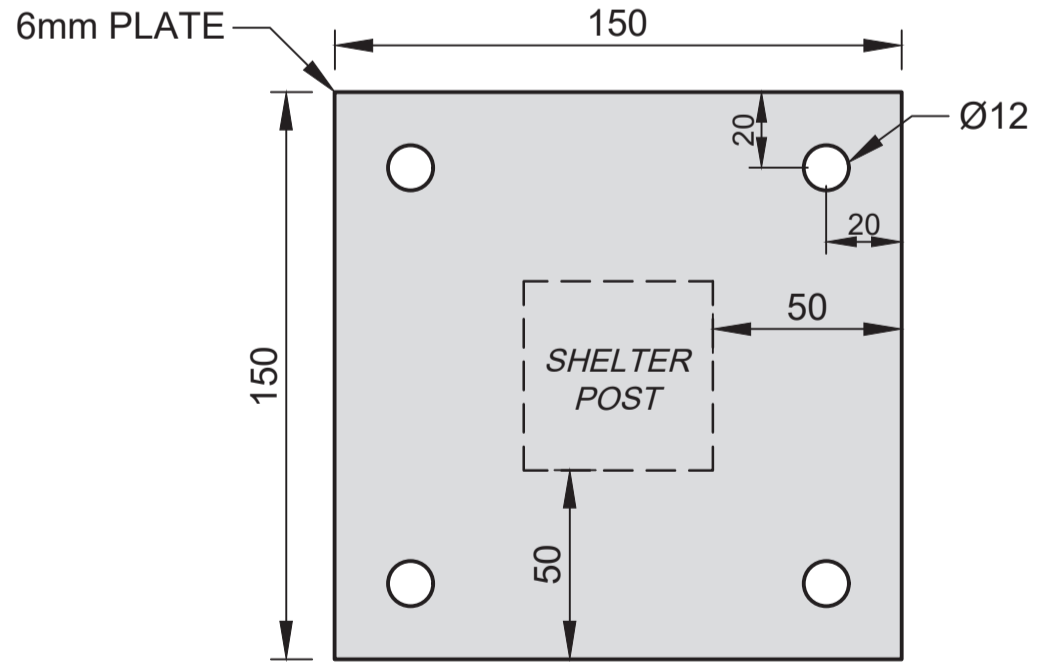
WALL TAG
SCALE 1:2@A1



ROOF TAG
SCALE 1:2@A1



SUPPORT BASE
SCALE 1:2@A1



SHELTER BASE
SCALE 1:2@A1

- NOTES:**
1. ALL SHS TUBE TO BE GRADE 350 LO TO AS/NZS1163.
 2. PLATE TO BE GRADE 250 TO AS/NZS3678.
 3. WELDING SYMBOLS TO AS1101.3.
 4. ALL WELDING TO CONFORM TO AS/NZS1554.1.
 5. ALL STRUCTURAL WELDING CONSUMABLES TO BE CONTROLLED HYDROGEN TYPE G493 TO AS/NZS ISO 14341-B OR T493 TO AS/NZS ISO 17632-B.
 6. ALL STEELWORK TO BE CLEANED AND WELDING SLAG REMOVED PRIOR TO HOT DIP GALVANIZING TO AS/NZS4680.

BUS SHELTER FRAME
SCALE 1:5@A1

SUPPORT POST
SCALE 1:5@A1

NO.	DATE	DESCRIPTION	DRAWN	APPROVED	HOR. DATUM / DATE
A	19/9/23	INITIAL ISSUE	GCP		
AMENDMENTS AND REVISIONS					

SURVEYED BY	SCALES (A1)	DRAWN	SIGNED	DATE	ASSET OWNER
	1:5 0 50 100 150 200mm	G.PARKER		19/9/23	Graeme Hawes
SURVEY FILE No	1:2 0 10 20 40 60 80mm	G.PARKER		19/9/23	G.HAWES
LEVEL DATUM A.H.D.		GRAEME HAWES			
CHECKED	FOR BEST RESULTS PRINT THIS PLAN IN COLOUR THIS TEXT WILL PRESENT IN RED.	GRAEME HAWES			
		MANAGER / CO-ORDINATOR			
		Graeme Hawes		19/9/2023	Graeme Hawes
		GRAEME HAWES			GRAEME HAWES RPEQ 5693

RURAL BUS SHELTER FABRICATION DETAILS		SHEET 1 OF 1	
		WORKS JOB No.	
		DRAWING No.	AMEND.
		A1-49046	A