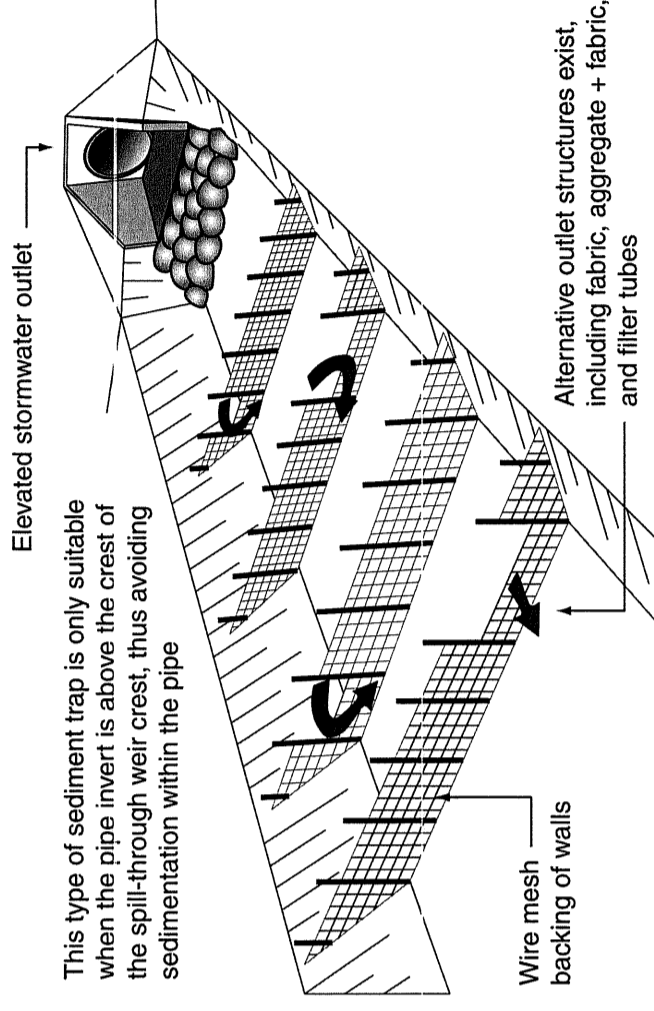
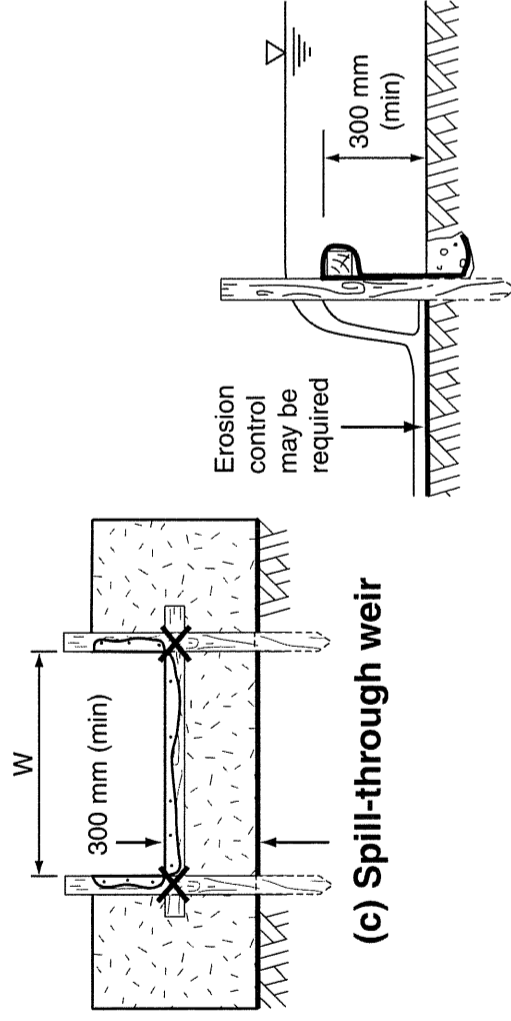


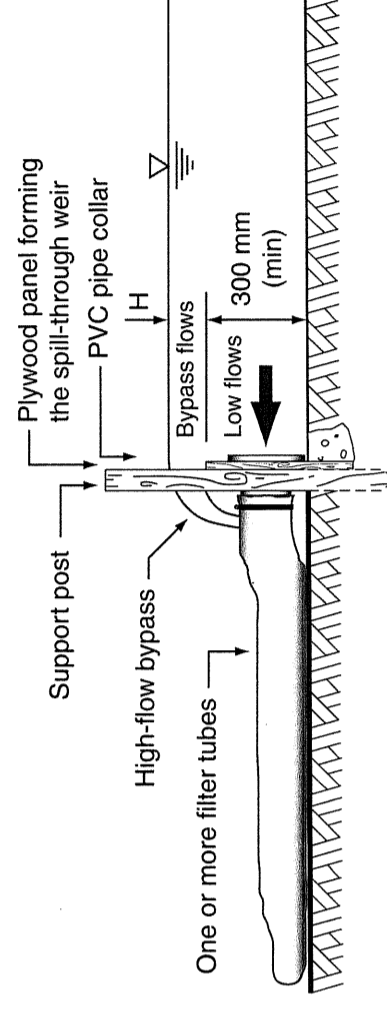
(a) Typical layout of a coarse sediment trap



(b) Coarse sediment trap located at pipe outlet



(c) Spill-through weir



(e) Alternative outlet structure incorporating a filter tube

NO.	DATE	DESCRIPTION	APPVD
A	18/11/11	ISSUE FOR CONSTRUCTION	
AMENDMENTS AND REVISIONS			
FILE NAME DESIGNDOCUMENTS\SESC STD DRAWINGS\...			

SURVEY	DESIGNED	CHECKED	MANAGER TECHNICAL SERVICES
SURVEY FILE No	PDG	PDG	G. HAWES
LEVEL DATUM			
MERIDIAN			
AHD			
MGA 55			

DATE	SIGNED	DATE	SIGNED
12/12/11	G. HAWES	12/12/11	G. HAWES
DATE	19.12.11	DATE	19.12.11
DATE	12/12/11	DATE	12/12/11
DATE	12/12/11	DATE	12/12/11

DIRECTOR ENGINEERING SERVICES
 S. M. HOLLEY
 STUART HOLLEY RPEQ 8940

COARSE SEDIMENT TRAP

SHEET 1 OF 1	WORKS JOB No.	AMEND.
DRAWING No.	A3-6785	A

