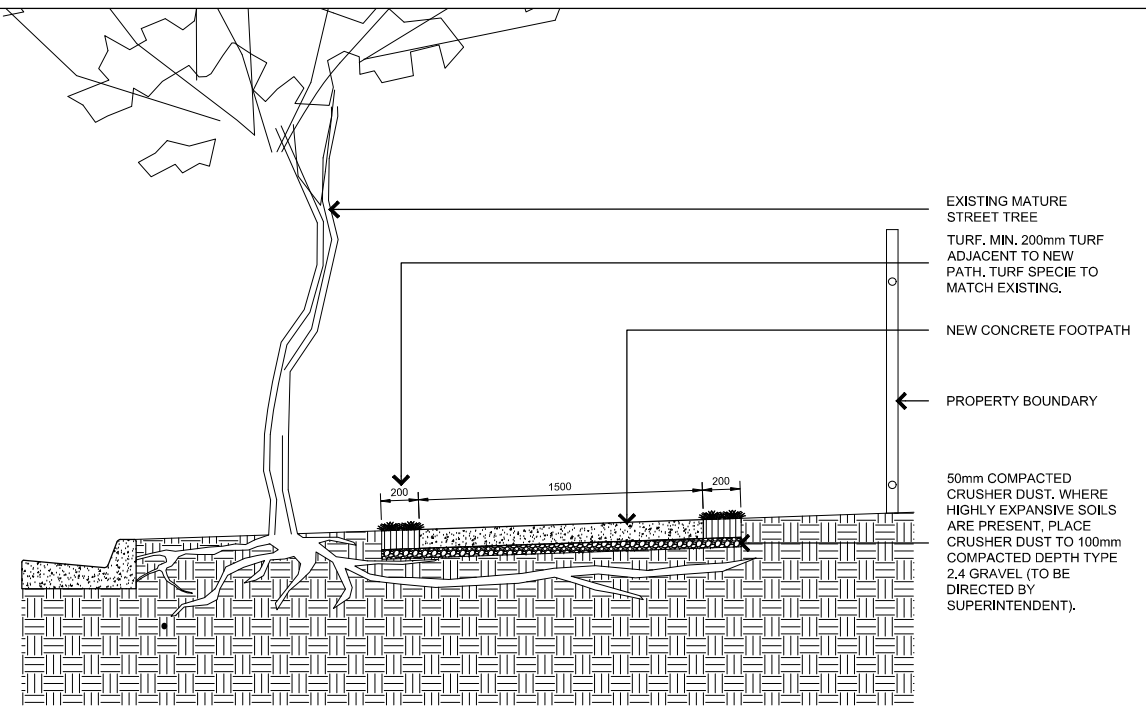


ARTICULATED JOINT SYSTEM AT CENTERS TO MATCH PATH WIDTH (E.G. 1200mm CENTERS FOR 1200mm WIDE FOOTPATH). JOINTS TO EXTEND ONE FULL PANEL PAST DRIP LINE OF MATURE TREE OR MINIMUM FIVE (5) JOINTS, WHICHEVER IS GREATER.

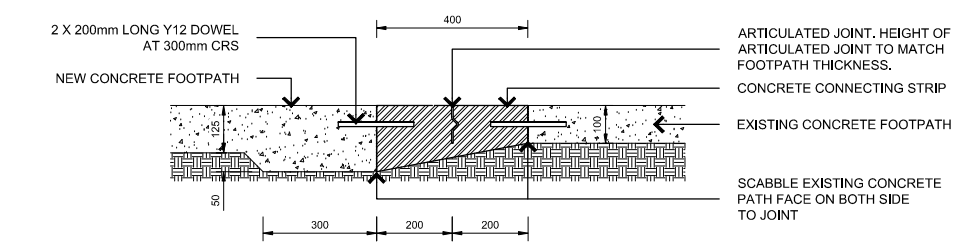
TRIPS STOP LAYOUT  
1:50

NOTES:

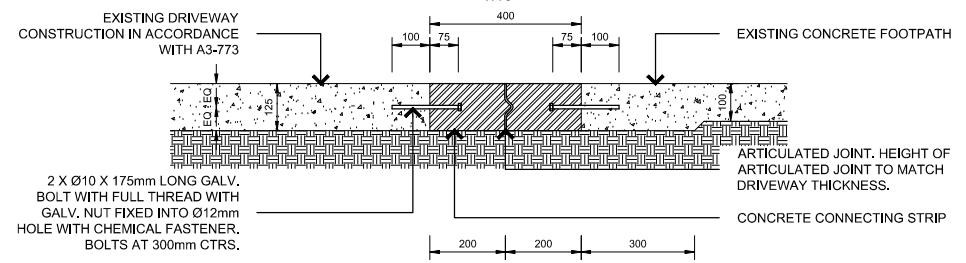
1. ALL DIMENSIONS IN MILLIMETERS UNLESS NOTED OTHERWISE.
2. CONCRETE STRENGTH: N32/10 SLUMP 70 - 90mm, MRS03, MRS70 AND RELEVANT MRS SUPPLEMENTARY SPECIFICATIONS.
3. ARTICULATED JOINT SYSTEM ('TRIPSTOP' OR APPROVED ALTERNATIVE) AT CENTERS TO MATCH PATH WIDTH (e.g. 1200 CENTERS FOR 1200mm WIDE PATH; 3000 CENTERS FOR 3000mm WIDE PATH). JOINTS TO EXTEND ONE FULL PANEL PAST DRIP LINE OF MATURE TREE OR MINIMUM OF FIVE JOINTS, WHICHEVER IS GREATER.
4. FOR NEW DEVELOPMENTS, STREET TREE LOCATION/PLANTINGS/SPECIES TO BE CONFIRMED PRIOR TO PATH CONSTRUCTION.
5. FOR LOCATIONS WITH EXISTING STREET TREES, A QUALIFIED ARBORIST IS REQUIRED TO CHECK ROOT SYSTEM BEFORE INSTALLATION OF PATH.
6. REINFORCING CONSTRUCTION DETAILS FOR FOOTPATHS TO COMPLY WITH A2-0500.



SECTION A-A  
1:20



DETAIL A - CONNECTION TO EXISTING FOOTPATH  
1:10



DETAIL B - CONNECTION TO DRIVEWAY  
1:10

SURVEY		SCALES (A2)		DRAWN		SIGNED		DATE		DIRECTOR	
SURVEY FILE No.		0.2 0.1 0 0.2 0.4 0.6 0.8		G Tr		G.Tredoux		20.03.17		ENGINEERING AND COMMERCIAL INFRASTRUCTURE	
LEVEL DATUM		1:20		-		-		-		ORIGINAL SIGNED BY	
A,H,D		0.5 0.25 0 0.5 1 1.5 2		-		-		-		JASON DEVITT	
MERIDIAN		MGA 55		1:50		-		-		DATE	
NO.		DATE		DESCRIPTION		MANAGER TECHNICAL SERVICES		19/8/2017		DATE	
AMENDMENTS AND REVISIONS		DRAWN		APPROVED		ORIGINAL SIGNED BY		G. HAWES RPEQ 5693		16/8/2017	
FILE NAME I:STANDARD DRAWING\A2-00647.DWG											

DESIGNED	SIGNED	DATE
CHECKED	SIGNED	DATE

**STANDARD**  
**PROVISION FOR TREE ROOTS**  
**UNDER CONCRETE FOOTPATHS & BIKE WAYS**

SHEET 1 OF 1	
WORKS JOB No.	
DRAWING No.	AMEND.
A2-00647	B