




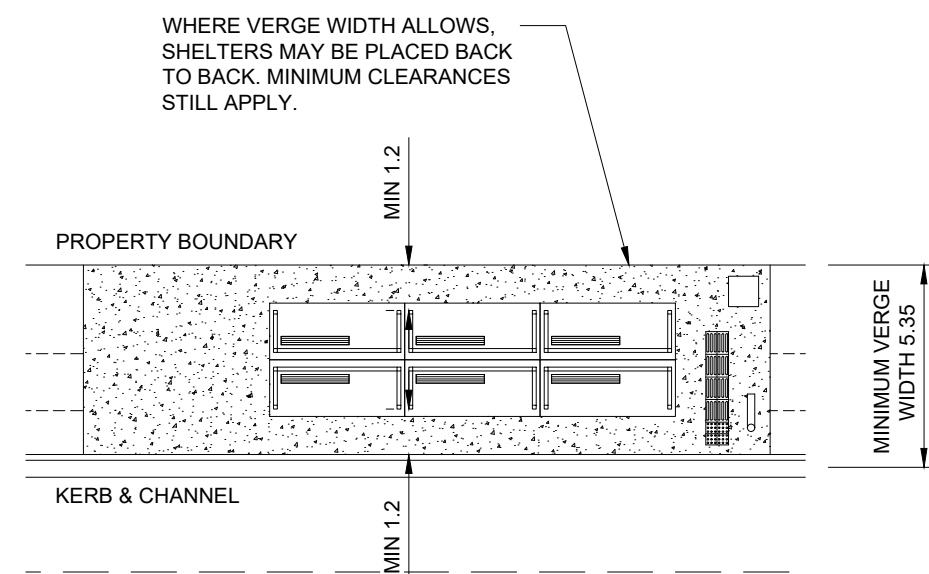
LEGEND:

-  BUS STOP SIGN J - POLE STYLE
-  TACTILE GROUND SURFACE INDICATORS
-  RIVERSIDE SEAT

SIGNATURE STOP
NTS

NOTES:

1. BUS STOP GRADIENT AT BOARDING POINT TO BE 1:40 AND ALL OTHER AREAS TO ACHIEVE A GRADIENT OF 1:20 TO COMPLY WITH DISABILITY STANDARDS.
2. 1.2m MINIMUM (1.5m DESIRABLE) CLEARANCE TO ALL ACCESSIBLE SIDES OF INFRASTRUCTURE TO ALLOW DISABLED ACCESS.
3. CONCRETE SLAB TO BE 125mm THICK AND BROOM FINISHED (FOR SLIP RESISTANCE). GRADE N25 CONCRETE. RF72 REINFORCING MESH TO BE PLACED CENTRALLY OR AN EQUIVALENT FIBRE REINFORCED CONCRETE SLAB. FOR SHELTER FOOTINGS REFER STD DWG A3-860.
4. BUS STOP SHELTER TO BE 3.5m X 1.5m C3 RATED AND SUPPLIED BY G. JAMES FURNITURE. REFER A3-00859 & A3-00860 FOR SHELTER DETAILS. A SIGNATURE STOP MAY CONTAIN THREE (3) OR MORE SHELTERS
5. BUS STOP SIGN TO BE J-POLE TYPE. REFER STD DWG A3-863 FOR DETAILS.
6. SEAT TO BE RIVERSIDE TYPE & SUPPLIED BY G. JAMES FURNITURE. SEAT TO BE CLEAR ANNODISED PLANKS ON BLUE POWDERCOATED FLANGE MOUNT LEGS.
7. TACTILE GROUND SURFACE INDICATORS (TGSIs) SHOULD BE INSTALLED PERPENDICULAR TO THE KERB AND ACROSS THE FULL WIDTH OF THE PATH OF TRAVEL. ALL FURNITURE SHOULD BE A MINIMUM 300MM CLEAR OF TGSIS. TGSIs TO COMPLY WITH AS1428.
8. KERB RAMP & CONNECTOR PATH MUST BE PROVIDED IF THERE ARE NO ACCESS PATHS CONNECTING BUS STOP TO FOOTPATH OR FACILITIES SERVICED BY THE STOP. REFER A2-576 FOR KERB RAMP DETAILS.
9. BUS STOP LIGHTING & CONDUITS TO BE IN ACCORDANCE WITH AS1158.
10. REFUGE COLLECTION FACILITY SHALL BE PROVIDED AND IS TO BE A STANDARD MACKAY REGIONAL COUNCIL BIN. COLOUR TO BE DETERMINED BY PRECINCT LOCATION.
11. SHELTER ROOF WATER TO BE TAKEN TO THE GROUND WITH A DISCHARGE SPREADER AT GROUND LEVEL. DISCHARGE TO BE AIMED AWAY FROM SHELTER.
12. WHERE LANDSCAPING PROVIDED, USE ONLY GROUND COVER OR LOW SHRUBS (<0.5M HIGH).
13. MINIMUM VERGE WIDTHS ALLOW SIGNATURE STOP TO BE COMPLIANT WITH THE DISABILITY DISCRIMINATION ACT.
14. DIMENSIONS ARE IN METRES UNLESS NOTED OTHERWISE.



				SURVEY		DRAWN	SIGNED	DATE	DIRECTOR ENGINEERING AND COMMERCIAL INFRASTRUCTURE		SHEET 1 OF 1		
B	7.12.18	DISABLED PAVEMENT MARKING NOT REQ'D	GH	SURVEY FILE No		DESIGNED	SIGNED	DATE	SIGNED RPEQ 6430		WORKS JOB No.		
A	4/12/18	AMENDED		LEVEL DATUM		CHECKED	SIGNED	DATE	JASON DEVITT		DRAWING No.		
DATE			DESCRIPTION	APPVD	MANAGER TECHNICAL SERVICES		DATE		12/8/10		AMEND.		
AMENDMENTS AND REVISIONS				MERIDIAN		C.BROWN on behalf of		DATE		12/8/10		A3-00874	
STANDARD DRAWINGSVA3-00874.DWG						G. HAWES RPEQ 5693						B	



**STANDARD
BUS STOP STANDARDS
SIGNATURE STOP (URBAN)**

A3-00874 B